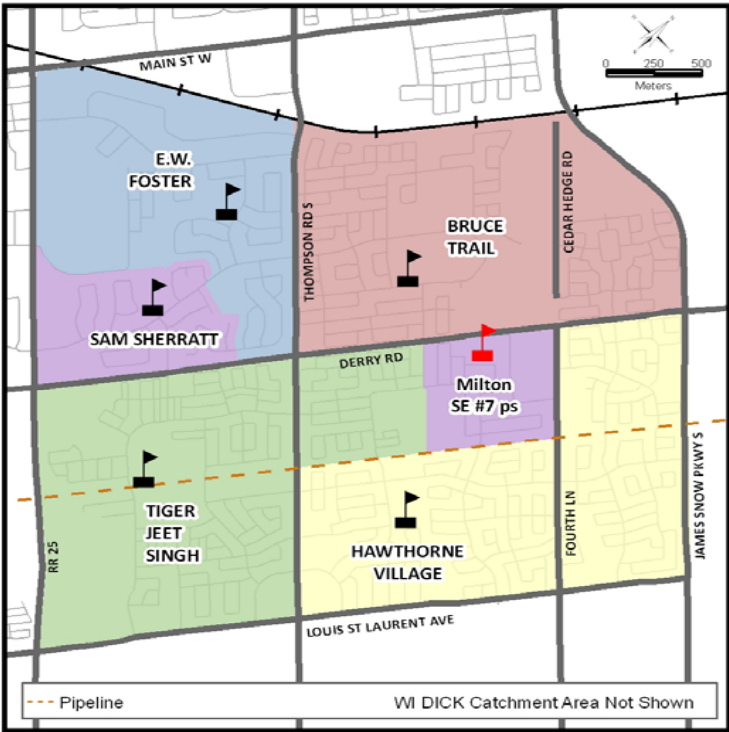


School Description

Bruce Trail PS JK-8 English single track school.
Hawthorne Village PS JK-8 English single track school
Tiger Jeet Singh PS JK-8 English program, grade 1-3 FI program. FI program adds one grade in consecutive years.
SPED program
Sam Sherratt PS JK-8 English single track school. JM Denyes, EW Foster feeds into Sam Sherratt for grade 6.
EW Foster PS English JK-5 English program, grades 1-5 FI program.
WI Dick PS(not shown) 6-8 English program , 6-8 FI program, 5-8 SPED programs and alternate programs.
Milton SE #7 ps scheduled to open September 2013.

2013 FDK Schools - E.W. Foster PS, Sam Sherratt PS
2014 FDK Schools - Bruce Trail PS, Hawthorne Village PS, Tiger Jeet Singh PS



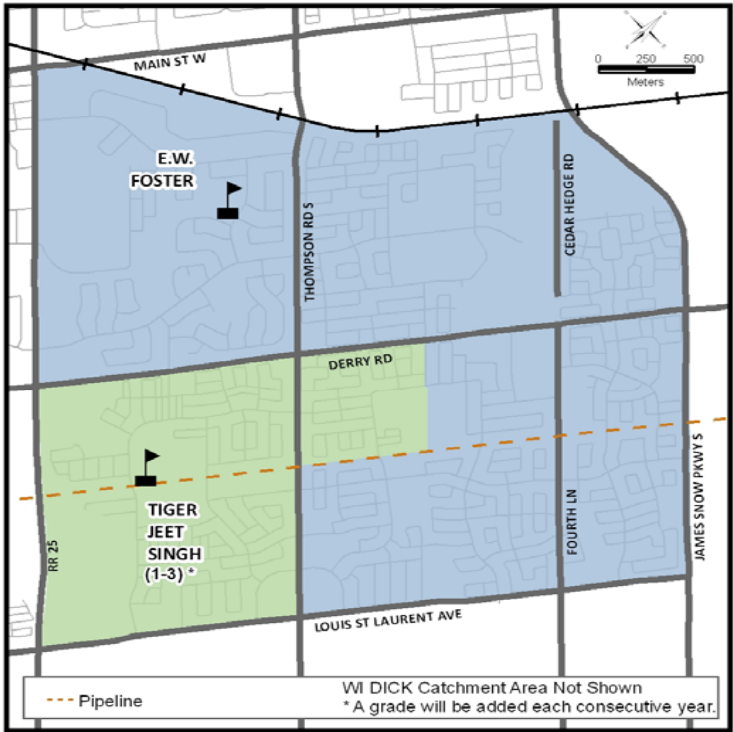
Halton District School Board
Planning Department

**ENGLISH
PROGRAM BOUNDARY**

The street network was provided by the Regional Municipality of Halton and the Region assumes no responsibility or liability for its use or accuracy.

It is the intention of the HDSB to provide up-to-date and accurate information, and reasonable efforts have been made by the HDSB to verify the information, however a degree of error or change is inherent. This information is distributed "as is" without warranty. HDSB assumes no legal liability or responsibility for the accuracy, completeness, or usefulness of any information. If you require additional information please contact the Planning Department at 905-335-3663.

Boundaries are subject to change.



Halton District School Board
Planning Department

**FRENCH IMMERSION
PROGRAM BOUNDARY**

The street network was provided by the Regional Municipality of Halton and the Region assumes no responsibility or liability for its use or accuracy.

It is the intention of the HDSB to provide up-to-date and accurate information, and reasonable efforts have been made by the HDSB to verify the information, however a degree of error or change is inherent. This information is distributed "as is" without warranty. HDSB assumes no legal liability or responsibility for the accuracy, completeness, or usefulness of any information. If you require additional information please contact the Planning Department at 905-335-3663.

Boundaries are subject to change.

	Program	OTG	Port Cap	Total	2012	2013	2014	2015	2016	2017
Bruce Trail	ENG	598	12	874	807	893	1173	1240	1234	1212
	FI				0	0	0	0	0	0
	SPED				0	0	0	0	0	0
	Total				807	893	1173	1240	1234	1212
	Bruce Trail Utilization				-209	-295	-575	-642	-636	-614
	Percent Utilization				135%	149%	196%	207%	206%	203%
	Approx. Number of Portables				12	13	25	28	28	27
E.W. Foster	ENG	316	12	592	90	95	84	82	85	81
	FI				451	497	509	497	483	456
	SPED				0	0	0	0	0	0
	Total				541	592	593	579	569	537
	E.W. Foster Utilization				-225	-276	-277	-263	-253	-221
	Percent Utilization				171%	187%	188%	183%	180%	170%
	Approx. Number of Portables				12	12	12	11	11	10
Hawthorne Village	ENG	805	12	1081	1097	1121	1249	1237	1216	1169
	FI				0	0	0	0	0	0
	SPED				0	0	0	0	0	0
	Total				1097	1121	1249	1237	1216	1169
	Hawthorne Village Utilization				-292	-316	-444	-432	-411	-364
	Percent Utilization				136%	139%	155%	154%	151%	145%
	Approx. Number of Portables				12	14	19	19	18	16
Sam Sherratt	ENG	406	10	636	342	413	424	443	435	426
	FI				0	0	0	0	0	0
	SPED				15	15	15	15	15	15
	Total				357	428	439	458	450	441
	Sam Sherratt Utilization				49	-22	-33	-52	-44	-35
	Percent Utilization				88%	105%	108%	113%	111%	109%
	Approx. Number of Portables				0	1	1	2	2	2
Tiger Jeet Singh	ENG	782	12	1058	742	715	878	858	816	778
	FI				192	267	332	403	474	531
	SPED				9	9	9	9	9	9
	Total				943	991	1218	1269	1299	1319
	Tiger Jeet Singh Utilization				-161	-209	-436	-487	-517	-537
	Percent Utilization				121%	127%	156%	162%	166%	169%
	Approx. Number of Portables				10	9	19	21	22	23
W.I. Dick	ENG	412	3	481	146	157	176	188	189	182
	FI				293	321	352	400	461	480
	SPED				52	50	51	53	55	65
	Total				491	528	578	641	705	727
	W.I. Dick Utilization				-79	-116	-166	-229	-293	-315
	Percent Utilization				119%	128%	140%	156%	171%	176%
	Approx. Number of Portables				3	5	7	10	13	14

School Description

Milton SE #7 ps to open as dual track school. The English program to start with grades JK-7 and grade 8 to be added September 2014. The FI program to start with grade 1 and one grade to be added in consecutive years.

Boundary Description

Bruce Trail PS English students residing east of Cedar Hedge Road, west of James Snow Parkway and north of Derry Road to be redirected to Milton SE #7 ps.

Hawthorne Village PS English students residing east of Fourth Line, west of James Snow Parkway, south of Derry Road and north of the gas pipeline to be redirected to Milton SE #7 ps.

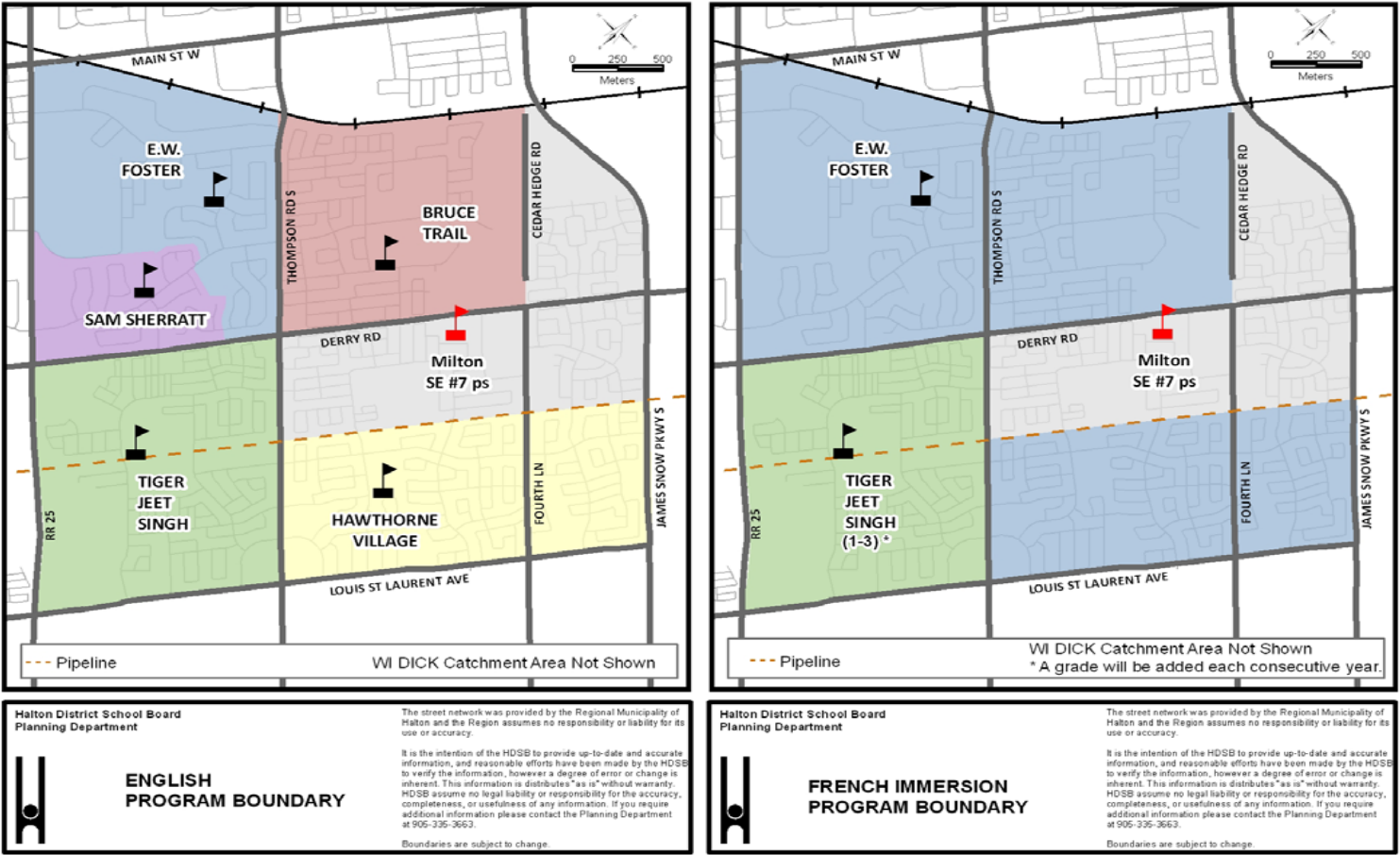
Sam Sherratt PS English students residing east of Armstrong Blvd, west of Fourth Line, south of Derry Road and north of the gas pipeline to be redirected to Milton SE #7 ps.

Tiger Jeet Singh PS English students residing east of Thompson Road S, west of Armstrong Blvd, south of Derry Road and north of the gas pipeline to be redirected to Milton SE #7 ps.

EW Foster PS and WI Dick PS French Immersion students residing east of Armstrong Blvd , west of James Snow Parkway, north of the gas pipeline and south of Derry Rd to be redirected to Milton SE #7 ps. Students residing north of Derry Rd and east of Cedar Hedge Rd , west of James Snow Parkway to be redirected to Milton SE #7 ps.

Tiger Jeet Singh PS French Immersion students residing east of Thompson Rd ,west of Armstrong Blvd, north of the gas pipeline and south of Derry Rd to be redirected to Milton SE #7 ps.

Subject to approval SPED (Gifted) Grades 1-8 program to attend Sam Sherratt PS.



	Program	OTG	Port Cap	Total	2012	2013	2014	2015	2016	2017
Milton SE # 7 ps	ENG	740	12	1016	0	569	784	809	764	732
	FI				0	87	151	227	301	358
	SPED				0	0	0	0	0	0
	Total				0	656	935	1036	1065	1090
	Milton #7 Utilization				740	84	-195	-296	-325	-350
	Percent Utilization				0%	89%	126%	140%	144%	147%
	Approx. Number of Portables				0	0	8	13	14	15
Bruce Trail	ENG	598	12	874	807	679	876	898	899	887
	FI				0	0	0	0	0	0
	SPED				0	0	0	0	0	0
	Total				807	679	876	898	899	887
	Bruce Trail Utilization				-209	-81	-278	-300	-301	-289
	Percent Utilization				135%	114%	146%	150%	150%	148%
	Approx. Number of Portables				12	4	12	13	13	13
E.W. Foster	ENG	316	12	592	90	95	84	82	85	81
	FI				451	462	460	431	409	369
	SPED				0	0	0	0	0	0
	Total				541	557	544	513	494	450
	E.W. Foster Utilization				-225	-241	-228	-197	-178	-134
	Percent Utilization				171%	176%	172%	162%	156%	142%
	Approx. Number of Portables				12	10	10	9	8	6
Hawthorne Village	ENG	805	12	1081	1097	971	1068	1060	1047	1002
	FI				0	0	0	0	0	0
	SPED				0	0	0	0	0	0
	Total				1097	971	1068	1060	1047	1002
	Hawthorne Village Utilization				-292	-166	-263	-255	-242	-197
	Percent Utilization				136%	121%	133%	132%	130%	124%
	Approx. Number of Portables				12	7	11	11	11	9
Sam Sherratt	ENG	406	10	636	342	297	268	268	255	235
	FI				0	0	0	0	0	0
	SPED				15	109	120	130	136	145
	Total				357	406	388	398	391	380
	Sam Sherratt Utilization				49	0	18	8	15	26
	Percent Utilization				88%	100%	96%	98%	96%	94%
	Approx. Number of Portables				0	0	0	0	0	0
Tiger Jeet Singh	ENG	782	12	1058	742	587	695	676	635	601
	FI				192	253	300	351	403	443
	SPED				9	9	9	9	9	9
	Total				943	849	1004	1036	1047	1053
	Tiger Jeet Singh Utilization				-161	-67	-222	-254	-265	-271
	Percent Utilization				121%	109%	128%	132%	134%	135%
	Approx. Number of Portables				10	3	10	11	12	12
W.I. Dick	ENG	412	3	481	146	157	176	188	189	182
	FI				293	329	351	398	451	474
	SPED				52	7	7	7	7	7
	Total				491	493	534	593	647	663
	W.I. Dick Utilization				-79	-81	-122	-181	-235	-251
	Percent Utilization				119%	120%	130%	144%	157%	161%
	Approx. Number of Portables				3	4	5	8	10	11

HDSB has been provided funding for 16 additional FDELK classrooms by the Ministry of Education to accommodate full-time JK/SK. Location of these classrooms will be determined upon completion of the boundary review.

School Description

Milton SE #7 ps to open as dual track school. The English program to start with grades JK-7 and grade 8 to be added September 2014. The FI program to start with grade 1-3 and one grade to be added in consecutive years.

Boundary Description

Bruce Trail PS English students residing east of Cedar Hedge Road, west of James Snow Parkway and north of Derry Road to be redirected to Milton SE #7 ps.

Hawthorne Village PS English students residing east of Fourth Line, west of James Snow Parkway, south of Derry Road and north of the gas pipeline to be redirected to Milton SE #7 ps.

Sam Sherratt PS English students residing east of Armstrong Blvd, west of Fourth Line, south of Derry Road and north of the gas pipeline to be redirected to Milton SE #7 ps.

Tiger Jeet Singh PS English students residing east of Thompson Road S, west of Armstrong Blvd, south of Derry Road and north of the gas pipeline to be redirected to Milton SE #7 ps.

EW Foster PS and WI Dick PS French Immersion students residing east of Armstrong Blvd , west of James Snow Parkway, north of the gas pipeline and south of Derry Rd to be redirected to Milton SE #7 ps. Students residing north of Derry Rd and east of Cedar Hedge Rd , west of James Snow Parkway to be redirected to Milton SE #7 ps.

Tiger Jeet Singh PS French Immersion students residing east of Thompson Rd ,west of Armstrong Blvd, north of the gas pipeline and south of Derry Rd to be redirected to Milton SE #7 ps.

Subject to approval SPED (Gifted) Grades 1-8 program to attend Sam Sherratt PS.

Note: Boundaries are the same as scenarios 2 and 3a

English Program Boundary map showing school catchment areas: E.W. Foster, Bruce Trail, Sam Sherratt, Tiger Jeet Singh, Hawthorne Village, and Milton SE #7 ps. The map includes a scale bar (0 to 500 meters) and a legend indicating the Pipeline and WI Dick Catchment Area Not Shown.

Halton District School Board Planning Department

The street network was provided by the Regional Municipality of Halton and the Region assumes no responsibility or liability for its use or accuracy.

It is the intention of the HDSB to provide up-to-date and accurate information, and reasonable efforts have been made by the HDSB to verify the information, however a degree of error or change is inherent. This information is distributed "as is" without warranty. HDSB assumes no legal liability or responsibility for the accuracy, completeness, or usefulness of any information. If you require additional information please contact the Planning Department at 905-335-3663.

Boundaries are subject to change.

ENGLISH PROGRAM BOUNDARY

French Immersion Program Boundary map showing school catchment areas: E.W. Foster, Bruce Trail, Sam Sherratt, Tiger Jeet Singh (1-3), Hawthorne Village, and Milton SE #7 ps. The map includes a scale bar (0 to 500 meters) and a legend indicating the Pipeline and WI Dick Catchment Area Not Shown.

Halton District School Board Planning Department

The street network was provided by the Regional Municipality of Halton and the Region assumes no responsibility or liability for its use or accuracy.

It is the intention of the HDSB to provide up-to-date and accurate information, and reasonable efforts have been made by the HDSB to verify the information, however a degree of error or change is inherent. This information is distributed "as is" without warranty. HDSB assumes no legal liability or responsibility for the accuracy, completeness, or usefulness of any information. If you require additional information please contact the Planning Department at 905-335-3663.

Boundaries are subject to change.

FRENCH IMMERSION PROGRAM BOUNDARY

For BRC Consultation on Jan 10, 2013 - Scenario 3b (2)

Dec 18, 2012

	Program	OTG	Port Cap	Total	2012	2013	2014	2015	2016	2017			
Milton SE # 7 ps	ENG	740	12	1016	0	569	784	809	764	732			
	FI				0	171	233	305	376	432			
	SPED				0	0	0	0	0	0			
	Total				0	740	1017	1114	1140	1164			
	Milton #7 Utilization				740	0	-277	-374	-400	-424			
	Percent Utilization				0%	100%	137%	151%	154%	157%			
	Approx. Number of Portables				0	0	12	16	17	18			
Bruce Trail	ENG	598	12	874	807	679	876	898	899	887			
	FI				0	0	0	0	0	0			
	SPED				0	0	0	0	0	0			
	Total				807	679	876	898	899	887			
	Bruce Trail Utilization				-209	-81	-278	-300	-301	-289			
	Percent Utilization				135%	113%	146%	150%	150%	148%			
	Approx. Number of Portables				12	4	12	13	13	13			
E.W. Foster	ENG	316	12	592	90	95	84	82	85	81			
	FI				451	417	415	387	392	369			
	SPED				0	0	0	0	0	0			
	Total				541	512	499	469	477	450			
	E.W. Foster Utilization				-225	-196	-183	-153	-161	-134			
	Percent Utilization				171%	162%	158%	148%	151%	142%			
	Approx. Number of Portables				12	9	8	7	7	6			
Hawthorne Village	ENG	805	12	1081	1097	971	1068	1060	1047	1002			
	FI				0	0	0	0	0	0			
	SPED				0	0	0	0	0	0			
	Total				1097	971	1068	1060	1047	1002			
	Hawthorne Village Utilization				-292	-166	-263	-255	-242	-197			
	Percent Utilization				136%	121%	133%	132%	130%	124%			
	Approx. Number of Portables				12	7	11	11	11	9			
Sam Sherratt	ENG	406	10	636	342	297	268	268	255	235			
	FI				0	0	0	0	0	0			
	SPED				15	109	120	130	136	145			
	Total				357	406	388	398	391	380			
	Sam Sherratt Utilization				49	0	18	8	15	26			
	Percent Utilization				88%	100%	96%	98%	96%	94%			
	Approx. Number of Portables				0	0	0	0	0	0			
Tiger Jeet Singh	ENG	782	12	1058	742	587	695	676	635	601			
	FI				192	214	263	316	369	412			
	SPED				9	9	9	9	9	9			
	Total				943	810	967	1001	1013	1022			
	Tiger Jeet Singh Utilization				-161	-28	-185	-219	-231	-240			
	Percent Utilization				121%	104%	124%	128%	130%	131%			
	Approx. Number of Portables				10	1	8	10	10	10			
W.I. Dick	ENG	412	3	481	146	157	176	188	189	182			
	FI				293	329	351	398	426	432			
	SPED				52	7	7	7	7	7			
	Total				491	493	534	593	622	621			
	W.I. Dick Utilization				-79	-81	-122	-181	-210	-209			
	Percent Utilization				119%	120%	130%	144%	151%	151%			
	Approx. Number of Portables				3	4	5	8	9	9			

HDSB has been provided funding for 16 additional FDELK classrooms by the Ministry of Education to accommodate full-time JK/SK. Location of these classrooms will be determined upon completion of the boundary review.

School Description

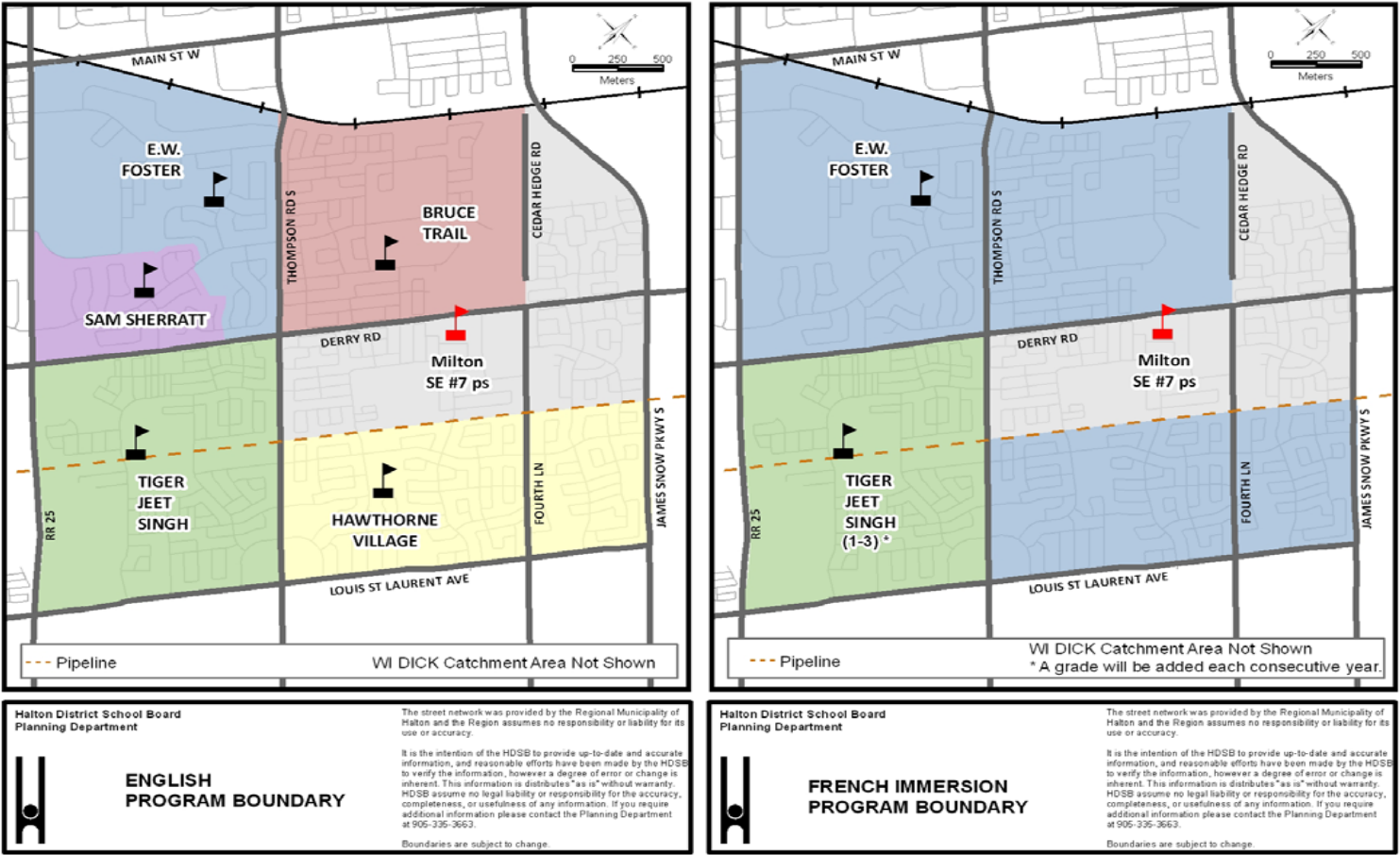
Milton SE #7 ps to open as dual track school. The English program to start with grades JK-7 and grade 8 to be added September 2014. The FI program to start with grade 1-5 and one grade to be added in consecutive years.

Boundary Description

Bruce Trail PS English students residing east of Cedar Hedge Road, west of James Snow Parkway and north of Derry Road to be redirected to Milton SE #7 ps.
Hawthorne Village PS English students residing east of Fourth Line, west of James Snow Parkway, south of Derry Road and north of the gas pipeline to be redirected to Milton SE #7 ps.
Sam Sherratt PS English students residing east of Armstrong Blvd, west of Fourth Line, south of Derry Road and north of the gas pipeline to be redirected to Milton SE #7 ps.
Tiger Jeet Singh PS English students residing east of Thompson Road S, west of Armstrong Blvd, south of Derry Road and north of the gas pipeline to be redirected to Milton SE #7 ps.
EW Foster PS and WI Dick PS French Immersion students residing east of Armstrong Blvd , west of James Snow Parkway, north of the gas pipeline and south of Derry Rd to be redirected to Milton SE #7 ps. Students residing north of Derry Rd and east of Cedar Hedge Rd , west of James Snow Parkway to be redirected to Milton SE #7 ps.
Tiger Jeet Singh PS French Immersion students residing east of Thompson Rd ,west of Armstrong Blvd, north of the gas pipeline and south of Derry Rd to be redirected to Milton SE #7 ps.

Subject to approval SPED (Gifted) Grades 1-8 program to attend Sam Sherratt PS.

Note: Boundaries are the same as scenarios 2 and 3a



Dec 18, 2012										
	Program	OTG	Port Cap	Total	2012	2013	2014	2015	2016	2017
Milton SE # 7 ps	ENG	740	12	1016	0	569	784	809	764	732
	FI				0	223	285	356	425	457
	SPED				0	0	0	0	0	0
	Total				0	792	1069	1165	1189	1189
	Milton #7 Utilization				740	-52	-329	-425	-449	-449
	Percent Utilization				0%	107%	144%	157%	161%	161%
	Approx. Number of Portables				0	2	14	18	20	20
Bruce Trail	ENG	598	12	874	807	679	876	898	899	887
	FI				0	0	0	0	0	0
	SPED				0	0	0	0	0	0
	Total				807	679	876	898	899	887
	Bruce Trail Utilization				-209	-81	-278	-300	-301	-289
	Percent Utilization				135%	113%	146%	150%	150%	148%
	Approx. Number of Portables				12	4	12	13	13	13
E.W. Foster	ENG	316	12	592	90	95	84	82	85	81
	FI				451	374	396	387	392	369
	SPED				0	0	0	0	0	0
	Total				541	469	480	469	477	450
	E.W. Foster Utilization				-225	-153	-164	-153	-161	-134
	Percent Utilization				171%	148%	152%	148%	151%	142%
	Approx. Number of Portables				12	7	7	7	7	6
Hawthorne Village	ENG	805	12	1081	1097	971	1068	1060	1047	1002
	FI				0	0	0	0	0	0
	SPED				0	0	0	0	0	0
	Total				1097	971	1068	1060	1047	1002
	Hawthorne Village Utilization				-292	-166	-263	-255	-242	-197
	Percent Utilization				136%	121%	133%	132%	130%	124%
	Approx. Number of Portables				12	7	11	11	11	9
Sam Sherratt	ENG	406	10	636	342	297	268	268	255	235
	FI				0	0	0	0	0	0
	SPED				15	109	120	130	136	145
	Total				357	406	388	398	391	380
	Sam Sherratt Utilization				49	0	18	8	15	26
	Percent Utilization				88%	100%	96%	98%	96%	94%
	Approx. Number of Portables				0	0	0	0	0	0
Tiger Jeet Singh	ENG	782	12	1058	742	587	695	676	635	601
	FI				192	205	254	307	361	404
	SPED				9	9	9	9	9	9
	Total				943	801	958	992	1005	1014
	Tiger Jeet Singh Utilization				-161	-19	-176	-210	-223	-232
	Percent Utilization				121%	102%	122%	127%	128%	130%
	Approx. Number of Portables				10	1	8	9	10	10
W.I. Dick	ENG	412	3	481	146	157	176	188	189	182
	FI				293	329	327	356	385	414
	SPED				52	7	7	7	7	7
	Total				491	493	510	551	581	603
	W.I. Dick Utilization				-79	-81	-98	-139	-169	-191
	Percent Utilization				119%	120%	124%	134%	141%	146%
	Approx. Number of Portables				3	4	4	6	7	8

HDSB has been provided funding for 16 additional FDELK classrooms by the Ministry of Education to accommodate full-time JK/SK. Location of these classrooms will be determined upon completion of the boundary review.

School Description

Milton SE #7 ps to open as a JK-7 English, 1-7 French Immersion dual track school. Grade 8 to be added September 2014

Boundary Description Milton SE #7

Hawthorne Village PS English students residing east of Fourth Line, west of James Snow Parkway, south of Derry Road and north of the gas pipeline to be redirected to Milton SE #7 ps.

Sam Sherratt PS English students residing east of Armstrong Blvd, west of Fourth Line, south of Derry Road and north of the gas pipeline to be redirected to Milton SE #7 ps.

Tiger Jeet Singh PS English students residing east of Thompson Road S, west of Armstrong Blvd, south of Derry Road and north of the gas pipeline to be redirected to Milton SE #7 ps.

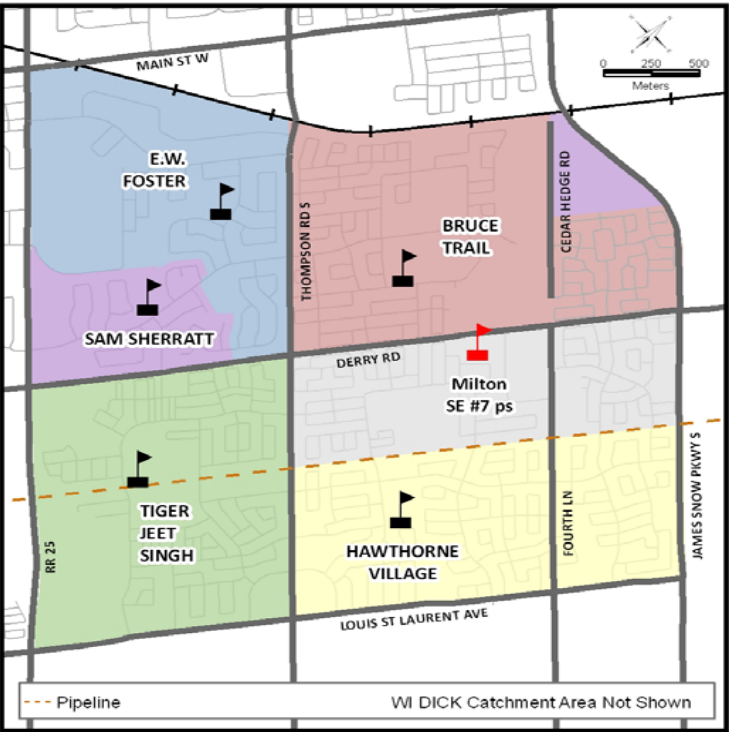
EW Foster PS and WI Dick PS French Immersion students in the Hawthorne Village PS English catchments and French Immersion students residing in rural Hawthorne Village catchment to be directed to Milton SE #7 ps.

Tiger Jeet Singh PS French Immersion students residing east of Thompson Rd S, west of Armstrong Blvd, north of the gas pipeline and south of Derry Rd to be redirected to Milton SE #7 ps.

Boundary Description Sam Sherratt

Sam Sherratt PS to be expanded to include students residing in the new Mattamy -Patterson development east of Cedar Hedge Rd, south and west of James Snow Parkway.

Subject to approval SPED (Gifted) Grades 1-8 program to attend Sam Sherratt PS.



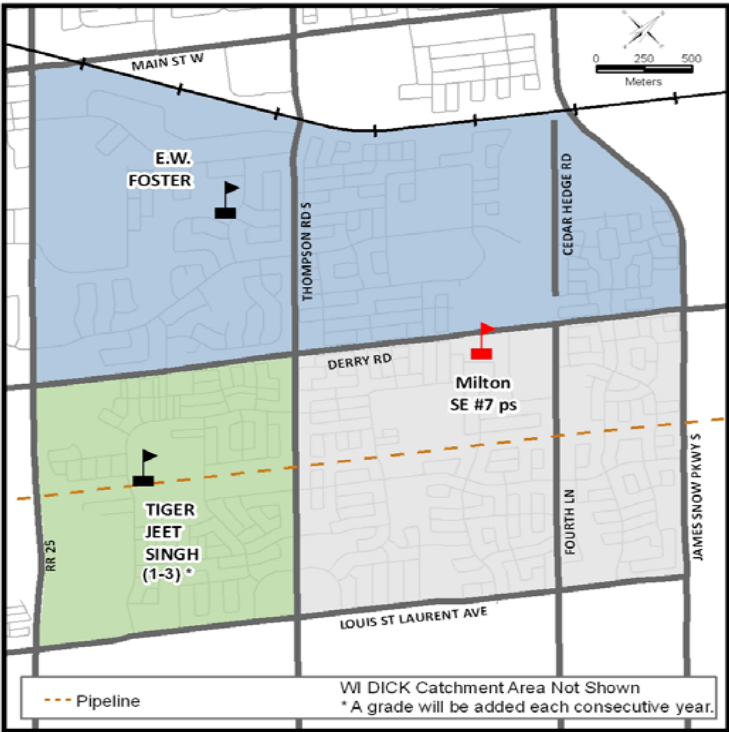
Halton District School Board
Planning Department

ENGLISH
PROGRAM BOUNDARY

The street network was provided by the Regional Municipality of Halton and the Region assumes no responsibility or liability for its use or accuracy.

It is the intention of the HDSB to provide up-to-date and accurate information, and reasonable efforts have been made by the HDSB to verify the information, however a degree of error or change is inherent. This information is distributed "as is" without warranty. HDSB assumes no legal liability or responsibility for the accuracy, completeness, or usefulness of any information. If you require additional information please contact the Planning Department at 905-336-3663.

Boundaries are subject to change.



Halton District School Board
Planning Department

FRENCH IMMERSION
PROGRAM BOUNDARY

The street network was provided by the Regional Municipality of Halton and the Region assumes no responsibility or liability for its use or accuracy.

It is the intention of the HDSB to provide up-to-date and accurate information, and reasonable efforts have been made by the HDSB to verify the information, however a degree of error or change is inherent. This information is distributed "as is" without warranty. HDSB assumes no legal liability or responsibility for the accuracy, completeness, or usefulness of any information. If you require additional information please contact the Planning Department at 905-336-3663.

Boundaries are subject to change.

	Program	OTG	Port Cap	Total	2012	2013	2014	2015	2016	2017
Milton SE # 7 ps	ENG	740	12	1016	0	376	513	502	476	462
	FI				0	343	415	460	500	529
	SPED				0	0	0	0	0	0
	Total				0	719	928	962	976	991
	Milton #7 Utilization				740	21	-188	-222	-236	-251
	Percent Utilization				0%	97%	125%	130%	132%	134%
	Approx. Number of Portables				0	0	8	10	10	11
Bruce Trail	ENG	598	12	874	807	880	1120	1135	1115	1093
	FI				0	0	0	0	0	0
	SPED				0	0	0	0	0	0
	Total				807	880	1120	1135	1115	1093
	Bruce Trail Utilization				-209	-282	-522	-537	-517	-495
	Percent Utilization				135%	147%	187%	190%	186%	183%
	Approx. Number of Portables				12	12	23	23	22	22
E.W. Foster	ENG	316	12	592	90	95	84	82	85	81
	FI				451	294	312	307	318	308
	SPED				0	0	0	0	0	0
	Total				541	390	396	389	403	389
	E.W. Foster Utilization				-225	-74	-80	-73	-87	-73
	Percent Utilization				171%	123%	125%	123%	128%	123%
	Approx. Number of Portables				12	3	3	3	4	3
Hawthorne Village	ENG	805	12	1081	1097	961	1048	1032	1012	961
	FI				0	0	0	0	0	0
	SPED				0	0	0	0	0	0
	Total				1097	961	1048	1032	1012	961
	Hawthorne Village Utilization				-292	-156	-243	-227	-207	-156
	Percent Utilization				136%	119%	130%	128%	126%	119%
	Approx. Number of Portables				12	7	11	10	9	7
Sam Sherratt	ENG	406	10	636	342	287	310	365	368	349
	FI				0	0	0	0	0	0
	SPED				15	109	120	130	136	145
	Total				357	396	430	495	504	494
	Sam Sherratt Utilization				49	10	-24	-89	-98	-88
	Percent Utilization				88%	97%	106%	122%	124%	122%
	Approx. Number of Portables				0	0	1	4	4	4
Tiger Jeet Singh	ENG	782	12	1058	742	587	695	676	635	601
	FI				192	205	254	307	361	404
	SPED				9	9	9	9	9	9
	Total				943	801	958	992	1005	1014
	Tiger Jeet Singh Utilization				-161	-19	-176	-210	-223	-232
	Percent Utilization				121%	102%	122%	127%	128%	130%
	Approx. Number of Portables				10	1	8	9	10	10
W.I. Dick	ENG	412	3	481	146	157	176	188	189	182
	FI				293	272	272	306	348	365
	SPED				52	7	7	7	7	7
	Total				491	436	455	501	544	554
	W.I. Dick Utilization				-79	-24	-43	-89	-132	-142
	Percent Utilization				119%	106%	110%	122%	132%	134%
	Approx. Number of Portables				3	1	2	4	6	6

HDSB has been provided funding for 16 additional FDELK classrooms by the Ministry of Education to accommodate full-time JK/SK. Location of these classrooms will be determined upon completion of the boundary review.

School Description

Milton SE #7 ps to open as dual track school. The English program to start with grades JK-7 .The FI program to start with grade 1-7. Grade 8 to be added September 2014

Boundary Description

Bruce Trail PS English students residing east of Trudeau Dr, west of James Snow Parkway and north of Derry Road to be redirected to Milton SE #7 ps.

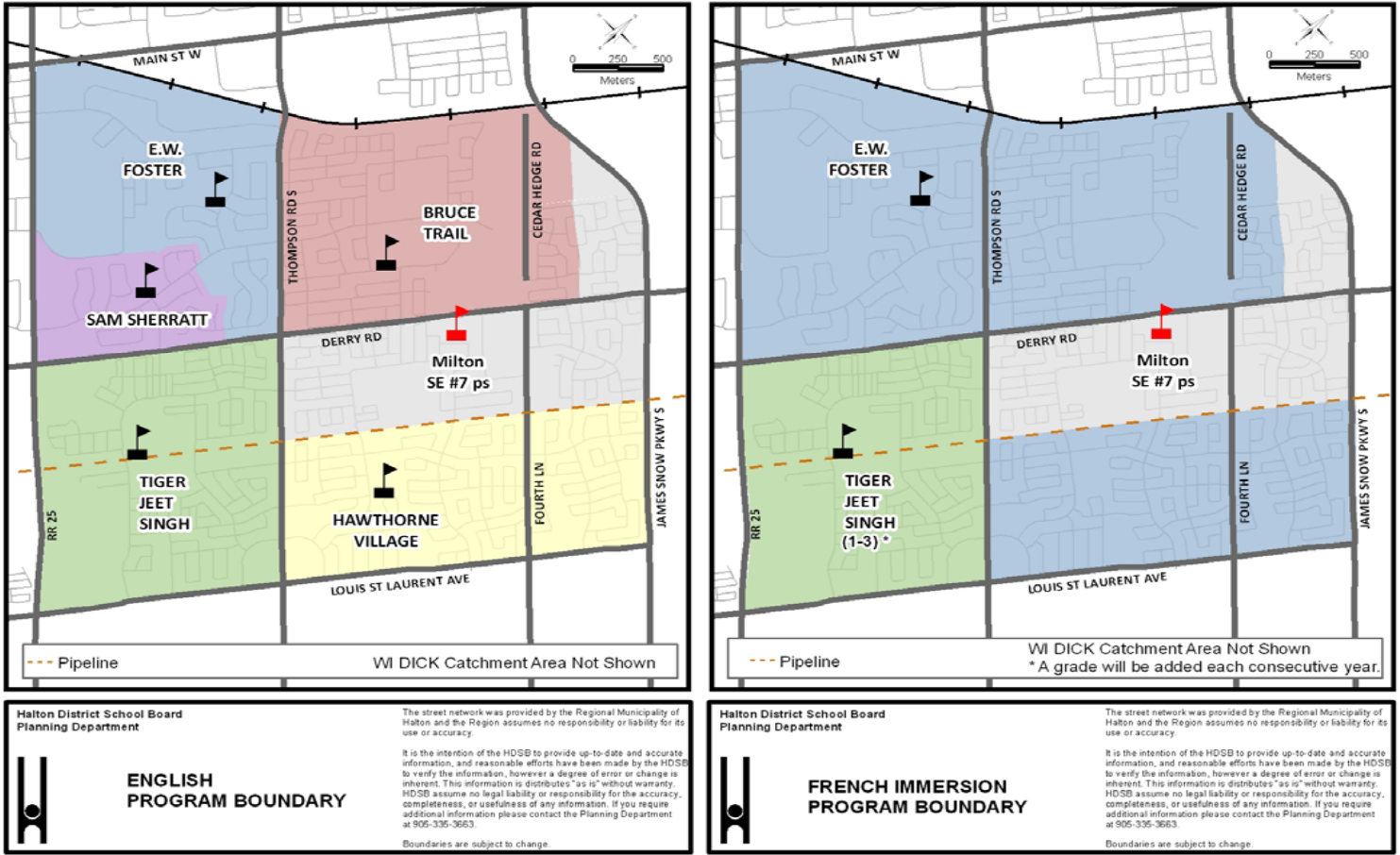
Hawthorne Village PS English students residing east of Fourth Line, west of James Snow Parkway, south of Derry Road and north of the gas pipeline to be redirected to Milton SE #7 ps.

Sam Sherratt PS English students residing east of Armstrong Blvd, west of Fourth Line, south of Derry Road and north of the gas pipeline to be redirected to Milton SE #7 ps.

Tiger Jeet Singh PS English students residing east of Thompson Road S, west of Armstrong Blvd, south of Derry Road and north of the gas pipeline to be redirected to Milton SE #7 ps.

EW Foster PS and WI Dick PS French Immersion students residing east of Armstrong Blvd , west of James Snow Parkway, north of the gas pipeline and south of Derry Rd to be redirected to Milton SE #7 ps. Students residing north of Derry Rd and east of Trudeau Dr, west of James Snow Parkway to be redirected to Milton SE #7 ps.

Tiger Jeet Singh PS French Immersion students residing east of Thompson Rd ,west of Armstrong Blvd, north of the gas pipeline and south of Derry Rd to be redirected to Milton SE #7 ps.



	Program	OTG	Port Cap	Total	2012	2013	2014	2015	2016	2017
Milton SE # 7 ps	ENG	740	12	1016	0	462	642	649	617	597
	FI				0	203	257	306	359	392
	SPED				0	0	0	0	0	0
	Total				0	665	899	955	976	989
	Milton #7 Utilization				740	75	-159	-215	-236	-249
	Percent Utilization				0%	90%	121%	129%	132%	134%
	Approx. Number of Portables				0	0	7	9	10	11
Bruce Trail	ENG	598	12	874	807	780	994	1044	1044	1027
	FI				0	0	0	0	0	0
	SPED				0	0	0	0	0	0
	Total				807	780	994	1044	1044	1027
	Bruce Trail Utilization				-209	-182	-396	-446	-446	-429
	Percent Utilization				135%	130%	166%	175%	175%	172%
	Approx. Number of Portables				12	8	17	19	19	19
E.W. Foster	ENG	316	12	592	90	95	84	82	85	81
	FI				451	408	428	414	416	391
	SPED				0	0	0	0	0	0
	Total				541	503	512	496	501	472
	E.W. Foster Utilization				-225	-187	-196	-180	-185	-156
	Percent Utilization				171%	159%	162%	157%	159%	149%
	Approx. Number of Portables				12	8	9	8	8	7
Hawthorne Village	ENG	805	12	1081	1097	971	1068	1060	1047	1002
	FI				0	0	0	0	0	0
	SPED				0	0	0	0	0	0
	Total				1097	971	1068	1060	1047	1002
	Hawthorne Village Utilization				-292	-166	-263	-255	-242	-197
	Percent Utilization				136%	121%	133%	132%	130%	124%
	Approx. Number of Portables				12	7	11	11	11	9
Sam Sherratt	ENG	406	10	636	342	297	268	268	255	235
	FI				0	0	0	0	0	0
	SPED				15	15	15	15	15	15
	Total				357	312	283	283	270	250
	Sam Sherratt Utilization				49	94	123	123	136	156
	Percent Utilization				88%	77%	70%	70%	67%	62%
	Approx. Number of Portables				0	0	0	0	0	0
Tiger Jeet Singh	ENG	782	12	1058	742	587	695	676	635	601
	FI				192	205	254	307	361	404
	SPED				9	9	9	9	9	9
	Total				943	801	958	992	1005	1014
	Tiger Jeet Singh Utilization				-161	-19	-176	-210	-223	-232
	Percent Utilization				121%	102%	122%	127%	128%	130%
	Approx. Number of Portables				10	1	8	9	10	10
W.I. Dick	ENG	412	3	481	146	157	176	188	189	182
	FI				293	305	313	364	405	433
	SPED				52	50	51	53	55	65
	Total				491	512	540	605	649	680
	W.I. Dick Utilization				-79	-100	-128	-193	-237	-268
	Percent Utilization				119%	124%	131%	147%	158%	165%
	Approx. Number of Portables				3	4	6	8	10	12

HDSB has been provided funding for 16 additional FDELK classrooms by the Ministry of Education to accommodate full-time JK/SK. Location of these classrooms will be determined upon completion of the boundary review.

School Description

Milton SE #7 ps to open as dual track school. The English program to start with grades JK-7 .The FI program to start with grade 1-7. Grade 8 to be added September 2014

Boundary Description

Bruce Trail PS English students residing east of Trudeau Dr, west of James Snow Parkway and north of Derry Road to be redirected to Milton SE #7 ps.

Hawthorne Village PS English students residing east of Fourth Line, west of James Snow Parkway, south of Derry Road and north of the gas pipeline to be redirected to Milton SE #7 ps.

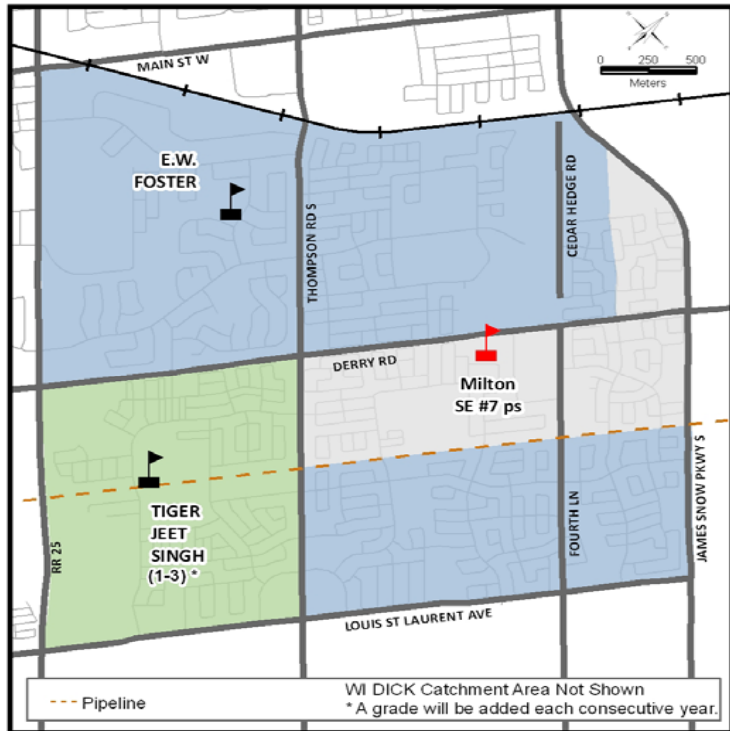
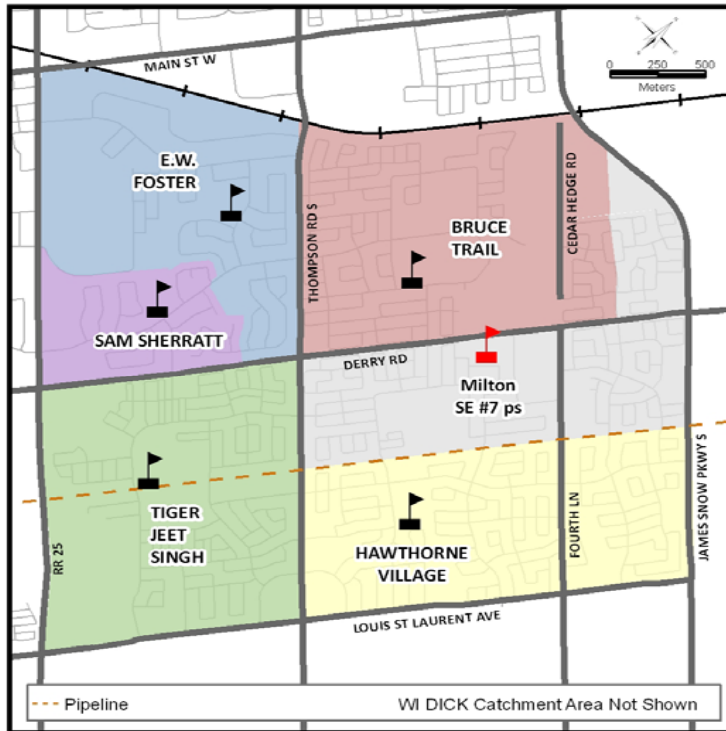
Sam Sherratt PS English students residing east of Armstrong Blvd, west of Fourth Line, south of Derry Road and north of the gas pipeline to be redirected to Milton SE #7 ps.

Tiger Jeet Singh PS English students residing east of Thompson Road S, west of Armstrong Blvd, south of Derry Road and north of the gas pipeline to be redirected to Milton SE #7 ps.

EW Foster PS and WI Dick PS French Immersion students residing east of Armstrong Blvd , west of James Snow Parkway, north of the gas pipeline and south of Derry Rd to be redirected to Milton SE #7 ps. Students residing north of Derry Rd and east of Trudeau Dr, west of James Snow Parkway to be redirected to Milton SE #7 ps.

Tiger Jeet Singh PS French Immersion students residing east of Thompson Rd ,west of Armstrong Blvd, north of the gas pipeline and south of Derry Rd to be redirected to Milton SE #7 ps.

Subject to approval SPED (Gifted) Grades 1-8 program to attend Sam Sherratt PS.



	Program	OTG	Port Cap	Total	2012	2013	2014	2015	2016	2017
Milton SE # 7 ps	ENG	740	12	1016	0	462	642	649	617	597
	FI				0	203	257	306	359	392
	SPED				0	0	0	0	0	0
	Total				0	665	899	955	976	989
	Milton #7 Utilization				740	75	-159	-215	-236	-249
	Percent Utilization				0%	90%	121%	129%	132%	134%
	Approx. Number of Portables				0	0	7	9	10	11
	Bruce Trail	ENG	598	12	874	807	780	994	1044	1044
FI		0				0	0	0	0	0
SPED		0				0	0	0	0	0
Total		807				780	994	1044	1044	1027
Bruce Trail Utilization				-209	-182	-396	-446	-446	-429	
Percent Utilization				135%	130%	166%	175%	175%	172%	
Approx. Number of Portables				12	8	17	19	19	19	
E.W. Foster		ENG	316	12	592	90	95	84	82	85
	FI	451				408	428	414	416	391
	SPED	0				0	0	0	0	0
	Total	541				503	512	496	501	472
	E.W. Foster Utilization				-225	-187	-196	-180	-185	-156
	Percent Utilization				171%	159%	162%	157%	159%	149%
	Approx. Number of Portables				12	8	9	8	8	7
	Hawthorne Village	ENG	805	12	1081	1097	971	1068	1060	1047
FI		0				0	0	0	0	0
SPED		0				0	0	0	0	0
Total		1097				971	1068	1060	1047	1002
Hawthorne Village Utilization				-292	-166	-263	-255	-242	-197	
Percent Utilization				136%	121%	133%	132%	130%	124%	
Approx. Number of Portables				12	7	11	11	11	9	
Sam Sherratt		ENG	406	10	636	342	297	268	268	255
	FI	0				0	0	0	0	0
	SPED	15				109	120	130	136	145
	Total	357				406	388	398	391	380
	Sam Sherratt Utilization				49	0	18	8	15	26
	Percent Utilization				88%	100%	96%	98%	96%	94%
	Approx. Number of Portables				0	0	0	0	0	0
	Tiger Jeet Singh	ENG	782	12	1058	742	587	695	676	635
FI		192				205	254	307	361	404
SPED		9				9	9	9	9	9
Total		943				801	958	992	1005	1014
Tiger Jeet Singh Utilization				-161	-19	-176	-210	-223	-232	
Percent Utilization				121%	102%	122%	127%	128%	130%	
Approx. Number of Portables				10	1	8	9	10	10	
W.I. Dick		ENG	412	3	481	146	157	176	188	189
	FI	293				305	313	364	405	433
	SPED	52				7	7	7	7	7
	Total	491				469	496	559	601	622
	W.I. Dick Utilization				-79	-57	-84	-147	-189	-210
	Percent Utilization				119%	114%	120%	136%	146%	151%
	Approx. Number of Portables				3	2	4	6	8	9

HDSB has been provided funding for 16 additional FDELK classrooms by the Ministry of Education to accommodate full-time JK/SK. Location of these classrooms will be determined upon completion of the boundary review.