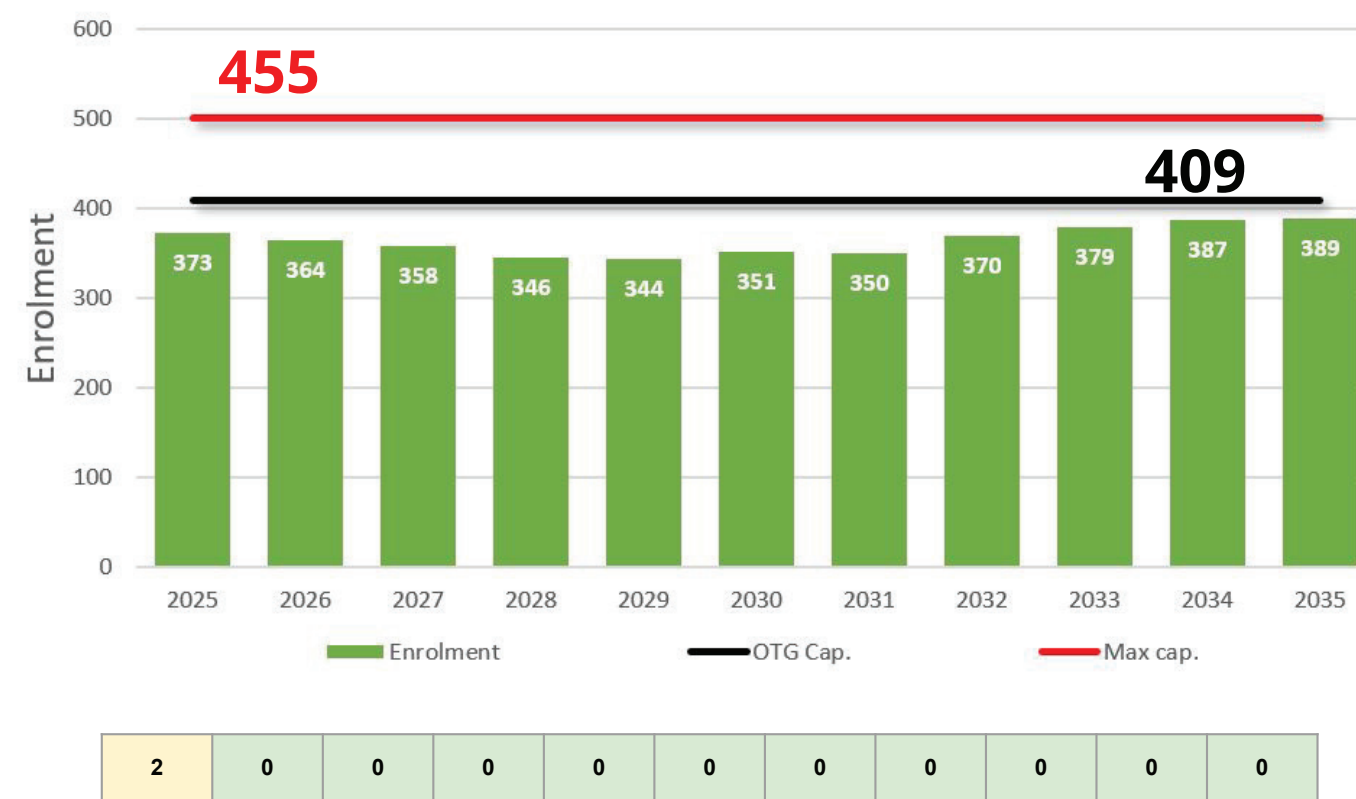


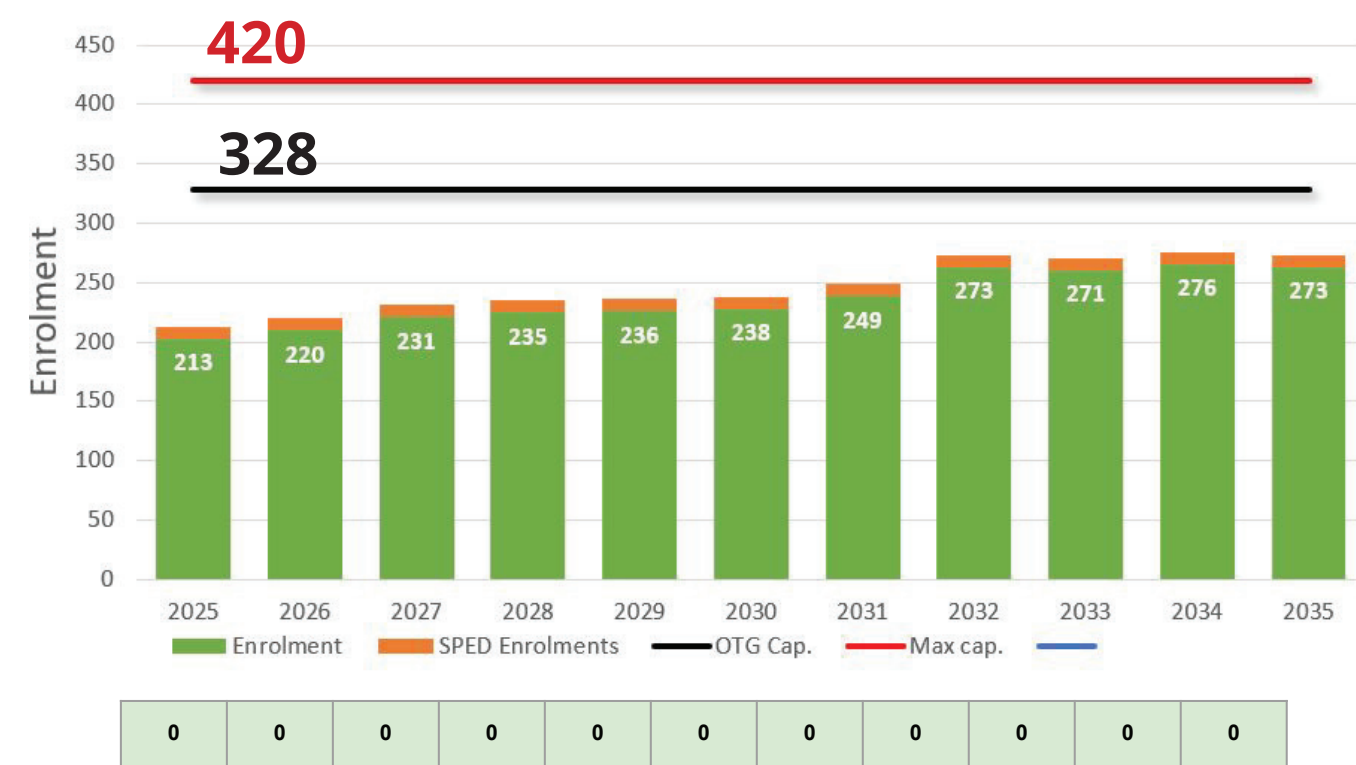
CENTRAL PUBLIC SCHOOL



MAX PORTABLES: 2

- School offers K-6 English.
- Directed to Burlington Central Elem for 7 & 8 ENG.
- Directed to Tom Thomson PS for FI 2-6 and Burlington Central Elem for 7 & 8 FI.
- Portables may be required pending staffing needs.
- 9 Development applications and growth from MTSA.
- Future renovations may reduce classroom spaces.

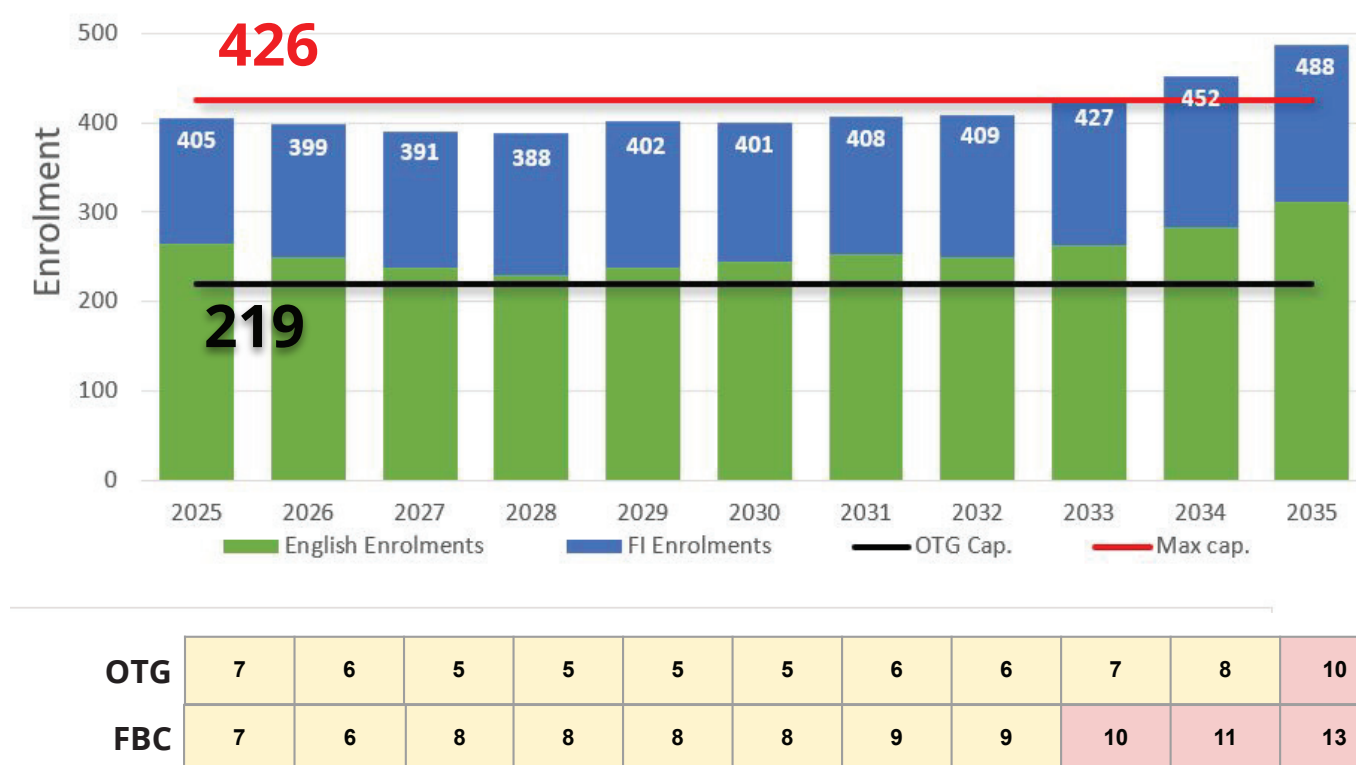
LAKESHORE PUBLIC SCHOOL



MAX PORTABLES: 4

- School offers K-6 English, and SPED programs.
- Directed to Burlington Central Elem for 7 & 8 ENG.
- Directed to Tom Thomson PS for FI 2-6 and Burlington Central Elem for 7 & 8 FI.
- Portables are not required.
- 14 Development applications

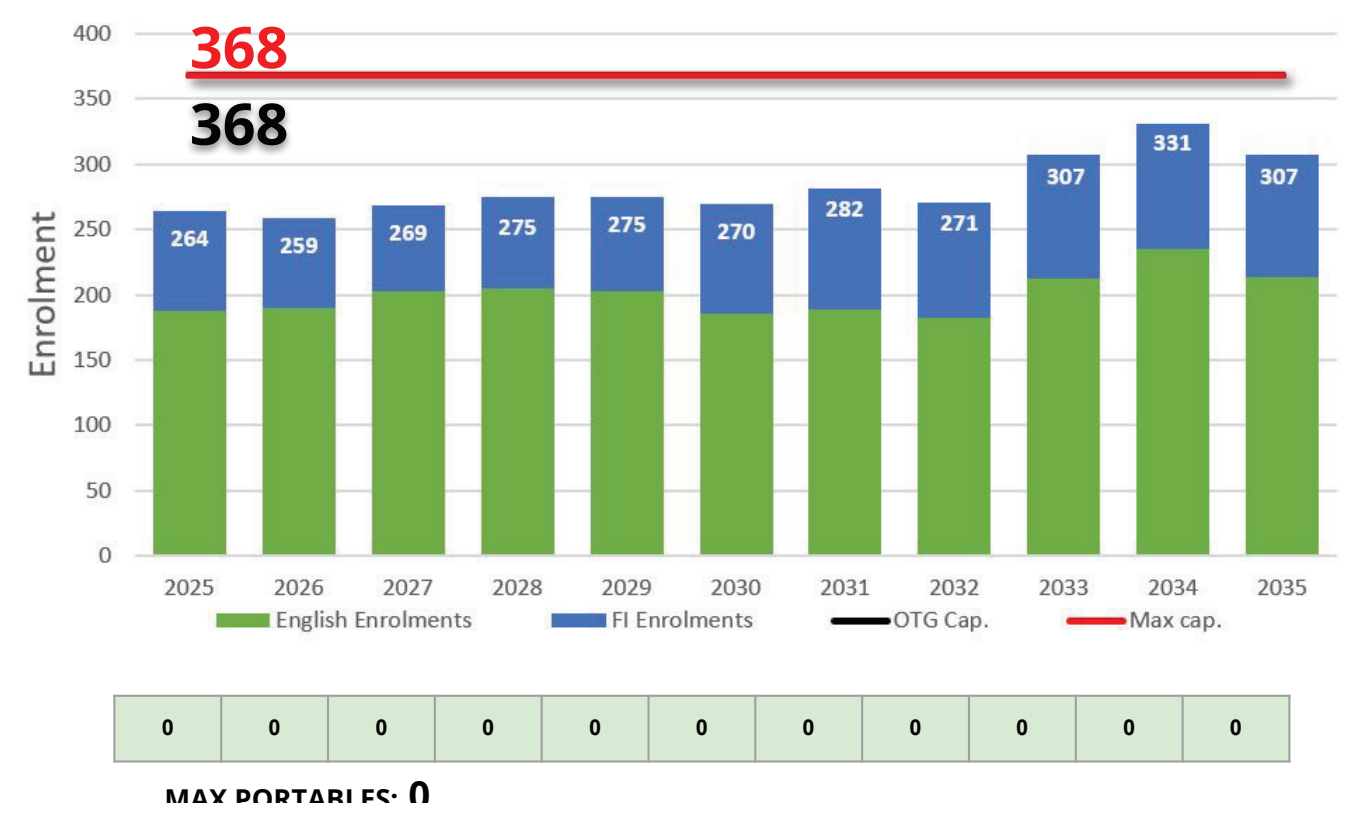
TOM THOMPSON PUBLIC SCHOOL



MAX PORTABLES: 9

- School offers K-6 English, and 2-6 FI.
- Directed to Burlington Central Elem and Tecumseh PS for 7 & 8 ENG, resulting in split cohorts for secondary.
- Directed to Burlington Central Elementary for Grade 7 & 8 FI.
- Portables are required.
- Action Required in 2035.
- 13 Development applications and growth from MTSA.

BURLINGTON CENTRAL (ELEM) PS



MAX PORTABLES: 0

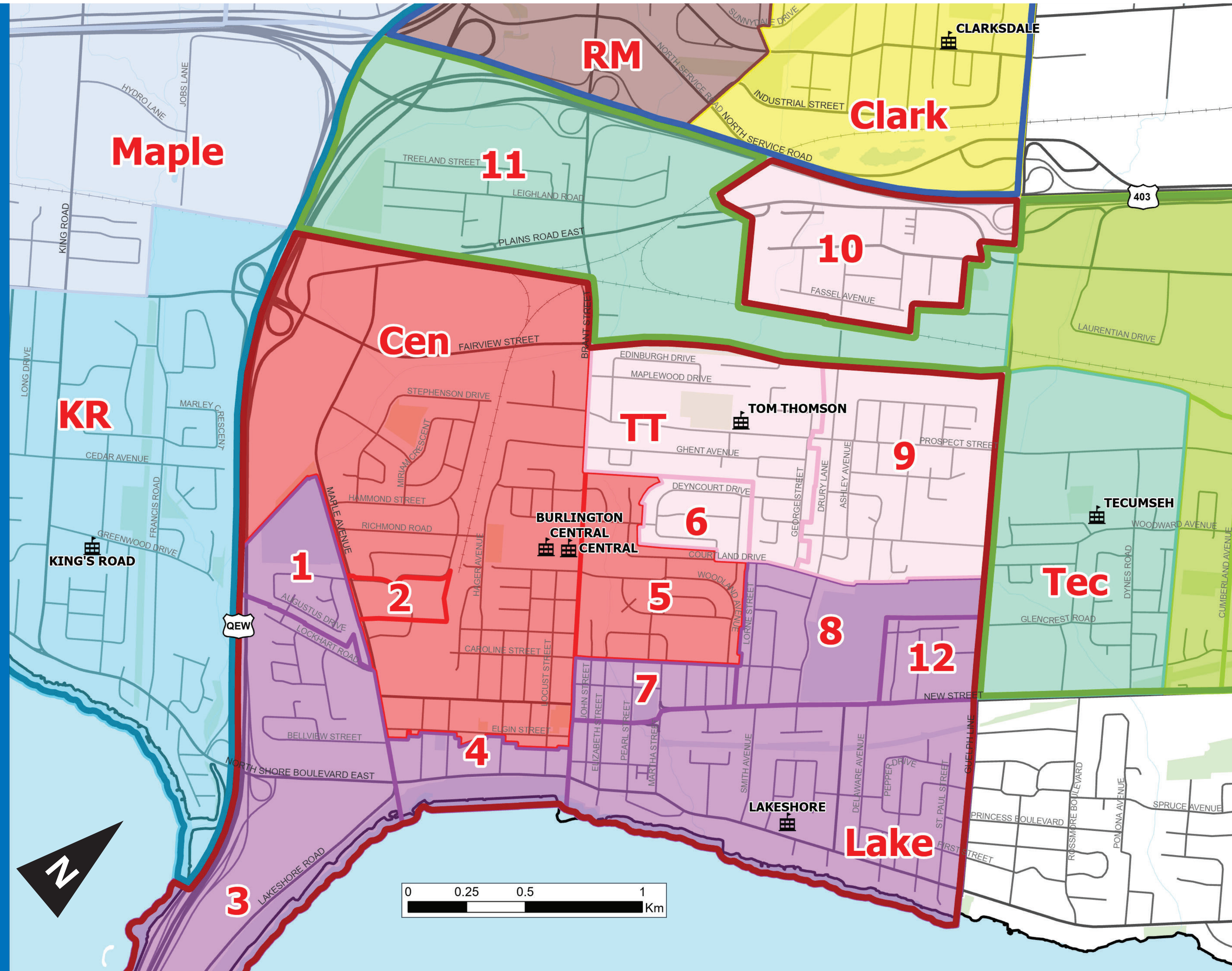
- School offers 7 & 8 English, and 7 & 8 FI.
- Portables are not required.
- Split grade 8 FI program between Burlington Central and Nelson.
- Feeder schools:
 - Tom Thomson PS (ENG, FI)
 - Central PS
 - Lakeshore PS
 - King's Road PS
 - Maplehurst PS (FI)

| School | Building Capacity | Portable | Total Capacity | Program | 2025 | 2026 | 2027 | 2028 | 2029 | 2030 | 2031 | 2032 | 2033 | 2034 | 2035 | | |
|-------------------------------|-------------------|------------------------------|----------------|---------------------|------|------|------|------|------|------|------|------|------|------|------|----|---|
| Central (K-6) | 409 | Maximum: 2 Port: Cap: 46 | 455 | ENG Total | 373 | 364 | 358 | 346 | 344 | 351 | 350 | 370 | 379 | 387 | 389 | | |
| | | | | FI | 0 | 0 | 0 | 0 | 0 | 0 | 0 | 0 | 0 | 0 | 0 | 0 | |
| | | | | SPED | 0 | 0 | 0 | 0 | 0 | 0 | 0 | 0 | 0 | 0 | 0 | 0 | 0 |
| | | | | Total | 373 | 364 | 358 | 346 | 344 | 351 | 350 | 370 | 379 | 387 | 389 | | |
| | | | | Percent Utilization | 91% | 89% | 88% | 85% | 84% | 86% | 86% | 90% | 93% | 95% | 95% | | |
| Shortage of Pupil Places (-) | | | | | 36 | 45 | 51 | 63 | 65 | 58 | 59 | 39 | 30 | 22 | 20 | | |
| Estimate number of portables | | | | | 2 | 0 | 0 | 0 | 0 | 0 | 0 | 0 | 0 | 0 | 0 | | |
| Lakeshore (K-6) | 328 | Maximum: 4 Port: Cap: 92 | 420 | ENG Total | 203 | 210 | 221 | 225 | 226 | 228 | 239 | 263 | 261 | 266 | 263 | | |
| | | | | FI | 0 | 0 | 0 | 0 | 0 | 0 | 0 | 0 | 0 | 0 | 0 | 0 | |
| | | | | SPED | 10 | 10 | 10 | 10 | 10 | 10 | 10 | 10 | 10 | 10 | 10 | 10 | |
| | | | | Total | 213 | 220 | 231 | 235 | 236 | 238 | 249 | 273 | 271 | 276 | 273 | | |
| | | | | Percent Utilization | 65% | 67% | 70% | 72% | 72% | 73% | 76% | 83% | 83% | 84% | 83% | | |
| Shortage of Pupil Places (-) | | | | | 115 | 108 | 97 | 93 | 92 | 90 | 79 | 55 | 57 | 52 | 55 | | |
| Estimate number of portables | | | | | 0 | 0 | 0 | 0 | 0 | 0 | 0 | 0 | 0 | 0 | 0 | | |
| Tom Thomson (K-6) | 219 | Maximum: 9 Port: Cap: 207 | 426 | ENG Total | 264 | 250 | 238 | 229 | 238 | 245 | 253 | 249 | 263 | 284 | 312 | | |
| | | | | FI Total | 141 | 149 | 153 | 159 | 164 | 156 | 155 | 160 | 164 | 168 | 176 | | |
| | | | | SPED | 0 | 0 | 0 | 0 | 0 | 0 | 0 | 0 | 0 | 0 | 0 | 0 | |
| | | | | Total | 405 | 399 | 391 | 388 | 402 | 401 | 408 | 409 | 427 | 452 | 488 | | |
| | | | | Percent Utilization | 185% | 182% | 179% | 177% | 184% | 183% | 186% | 187% | 195% | 206% | 223% | | |
| Shortage of Pupil Places (-) | | | | | -186 | -180 | -172 | -169 | -183 | -182 | -189 | -190 | -208 | -233 | -269 | | |
| Estimate number of portables | | | | | 7 | 6 | 5 | 5 | 5 | 5 | 6 | 6 | 7 | 8 | 10 | | |
| Tecumseh (K-8) | 462 | Maximum: 7 Port: Cap: 161 | 623 | ENG Total | 361 | 390 | 398 | 399 | 418 | 419 | 430 | 440 | 462 | 465 | 477 | | |
| | | | | FI | 0 | 0 | 0 | 0 | 0 | 0 | 0 | 0 | 0 | 0 | 0 | 0 | |
| | | | | SPED | 32 | 32 | 32 | 32 | 32 | 32 | 32 | 32 | 32 | 32 | 32 | 32 | |
| | | | | Total | 393 | 422 | 430 | 431 | 450 | 451 | 462 | 472 | 494 | 497 | 509 | | |
| | | | | Percent Utilization | 85% | 91% | 93% | 93% | 97% | 98% | 100% | 102% | 107% | 108% | 110% | | |
| Available of Pupil Places (+) | | | | | 69 | 40 | 32 | 31 | 12 | 11 | 0 | -10 | -32 | -35 | -47 | | |
| Estimate number of portables | | | | | 0 | 0 | 0 | 0 | 0 | 0 | 0 | 1 | 2 | 2 | | | |
| Burlington Central (7 & 8) | 368 | Maximum: 0 Port: Cap: 0 | 368 | ENG Total | 188 | 190 | 200 | 202 | 200 | 183 | 186 | 179 | 210 | 232 | 211 | | |
| | | | | FI Total | 76 | 69 | 66 | 70 | 72 | 85 | 93 | 89 | 94 | 96 | 93 | | |
| | | | | SPED | 0 | 0 | 0 | 0 | 0 | 0 | 0 | 0 | 0 | 0 | 0 | 0 | |
| | | | | Total | 264 | 259 | 266 | 272 | 272 | 268 | 279 | 268 | 304 | 328 | 304 | | |
| | | | | Percent Utilization | 72% | 70% | 72% | 74% | 74% | 73% | 76% | 73% | 83% | 89% | 83% | | |
| Shortage of Pupil Places | | | | | 104 | 109 | 102 | 96 | 96 | 100 | 89 | 100 | 64 | 40 | 64 | | |
| Estimate number of portables | | | | | 0 | 0 | 0 | 0 | 0 | 0 | 0 | 0 | 0 | 0 | 0 | | |
| King's Road (K-6) | 340 | Maximum: 3 Port: Cap: 69 | 409 | ENG Total | 305 | 292 | 297 | 301 | 297 | 290 | 280 | 282 | 281 | 281 | 275 | | |
| | | | | FI | 0 | 0 | 0 | 0 | 0 | 0 | 0 | 0 | 0 | 0 | 0 | 0 | |
| | | | | SPED | 0 | 0 | 0 | 0 | 0 | 0 | 0 | 0 | 0 | 0 | 0 | 0 | |
| | | | | Total | 305 | 292 | 297 | 301 | 297 | 290 | 280 | 282 | 281 | 281 | 275 | | |
| | | | | Percent Utilization | 90% | 86% | 87% | 89% | 87% | 85% | 82% | 83% | 83% | 83% | 81% | | |
| Shortage of Pupil Places | | | | | 35 | 48 | 43 | 39 | 43 | 50 | 60 | 58 | 59 | 59 | 65 | | |
| Estimate number of portables | | | | | 2 | 0 | 0 | 0 | 0 | 0 | 0 | 0 | 0 | 0 | 0 | | |
| Maplehurst PS (K-6) | 519 | Maximum: 5 Port: Cap: 115 | 634 | ENG Total | 313 | 307 | 278 | 254 | 255 | 279 | 299 | 311 | 336 | 386 | 459 | | |
| | | | | FI Total | 110 | 118 | 124 | 126 | 127 | 119 | 117 | 121 | 125 | 132 | 143 | | |
| | | | | SPED | 0 | 0 | 0 | 0 | 0 | 0 | 0 | 0 | 0 | 0 | 0 | 0 | |
| | | | | Total | 423 | 425 | 402 | 380 | 382 | 398 | 416 | 432 | 461 | 518 | 602 | | |
| | | | | Percent Utilization | 82% | 82% | 77% | 73% | 74% | 77% | 80% | 83% | 89% | 100% | 116% | | |
| Shortage of Pupil Places | | | | | 96 | 94 | 117 | 139 | 137 | 121 | 103 | 87 | 58 | 1 | -83 | | |
| Estimate number of portables | | | | | 0 | 0 | 0 | 0 | 0 | 0 | 0 | 0 | 2 | 5 | | | |
| Pineland (2-8) | 651 | Maximum: 6 Port: Cap: 138 | 789 | ENG | 0 | 0 | 0 | 0 | 0 | 0 | 0 | 0 | 0 | 0 | 0 | | |
| | | | | FI Total | 433 | 428 | 427 | 423 | 438 | 427 | 440 | 431 | 431 | 426 | 419 | | |
| | | | | SPED | 0 | 0 | 0 | 0 | 0 | 0 | 0 | 0 | 0 | 0 | 0 | | |
| | | | | Total | 433 | 428 | 427 | 423 | 438 | 427 | 440 | 431 | 431 | 426 | 419 | | |
| | | | | Percent Utilization | 67% | 66% | 66% | 65% | 67% | 66% | 68% | 66% | 66% | 65% | 64% | | |
| Shortage of Pupil Places | | | | | 218 | 223 | 224 | 228 | 213 | 224 | 211 | 220 | 220 | 225 | 232 | | |
| Estimate number of portables | | | | | 0 | 0 | 0 | 0 | 0 | 0 | 0 | 0 | 0 | 0 | 0 | | |


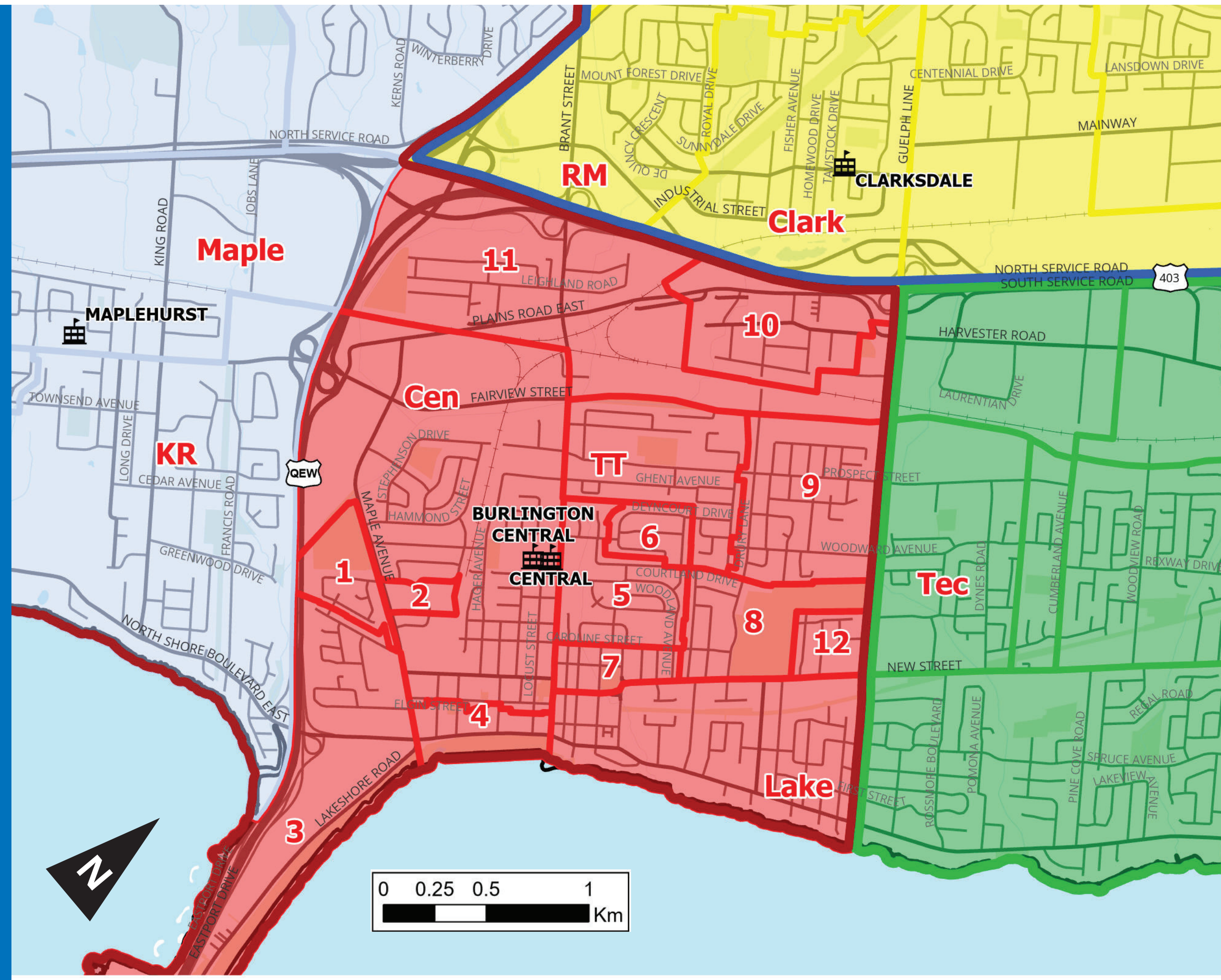
IMPACTED STUDENTS **0** (ENG/FI)

OPTION 13C: CENTRAL PS FRENCH IMMERSION

REGULAR TRACK



FRENCH IMMERSION



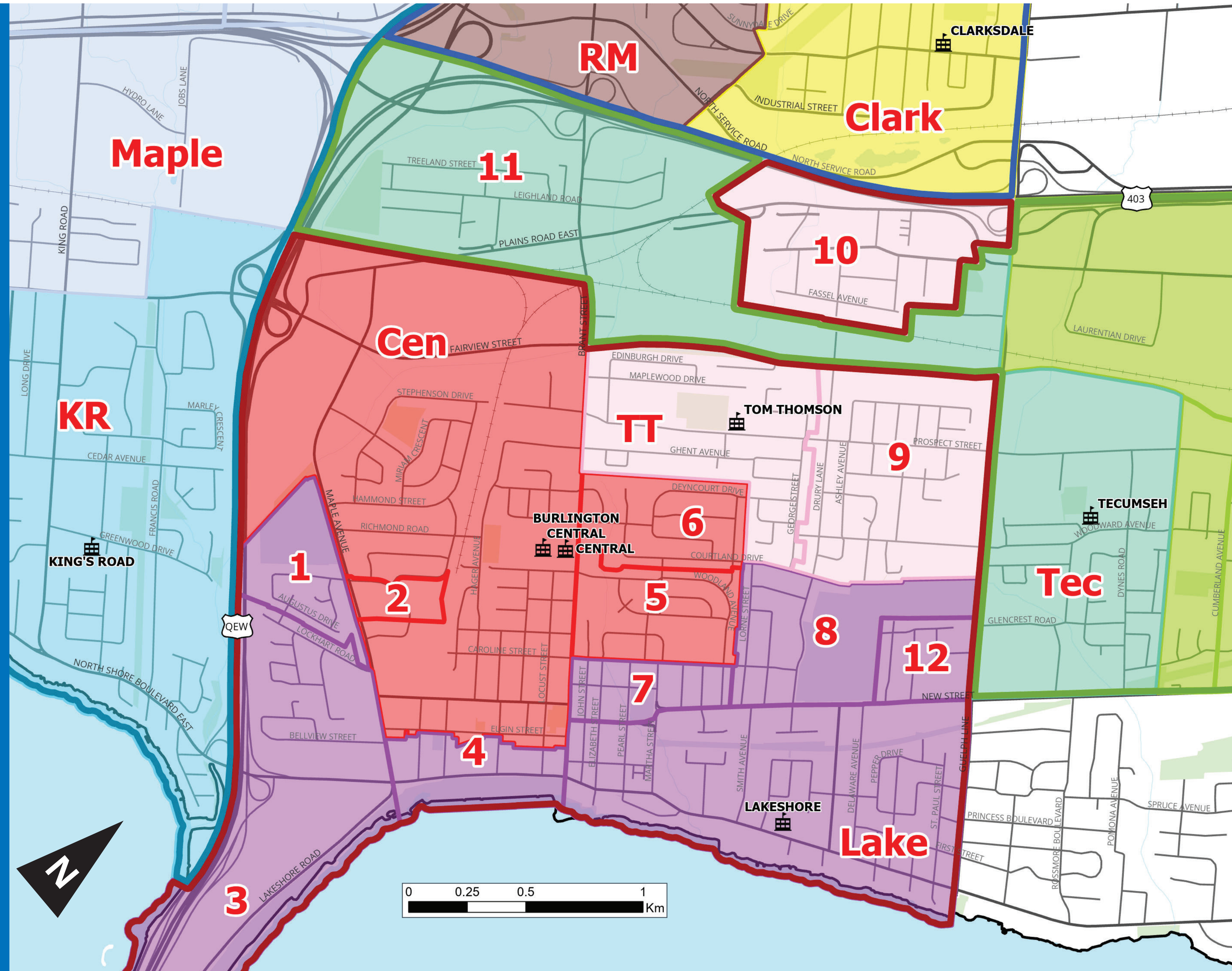
ZONE CHANGES (ENG/FI K-6)

| | | | |
|--------------|-------------|----------------|-----------------------|
| FI ZONE 3-11 | TOM > CENT | ENG ZONE 4 | CENT > LAKE (PARTIAL) |
| FI ZONE 1-2 | MAP > CENT | ZONE 6 | CENT > TOM (PARTIAL) |
| FI ZONE TEC | TOM > PINE | ZONE 10 (DEV.) | TOM > TEC |
| ENG ZONE 1 | KING > LAKE | ZONE 12 | TEC > LAKE |
| ENG ZONE 2 | KING > CENT | | |
| ENG ZONE 3 | CENT > LAKE | | |

| | | | | | |
|--|-------------------|--|-----------------------|--|-----------------------|
| | CENTRAL (K-6) | | MAPLEHURST (K-6) | | ALDRSHOT (7-8) |
| | CLARKSDALE (K-6) | | ROLLING MEADOWS (K-6) | | BUR. CENTRAL (7-8) |
| | KING'S ROAD (K-6) | | TECUMSEH (K-6) | | ROLLING MEADOWS (7-8) |
| | LAKESHORE (K-6) | | TOM THOMSON (K-6) | | TECUMSEH (7-8) |
| | MAKWENDAM (K-6) | | | | |

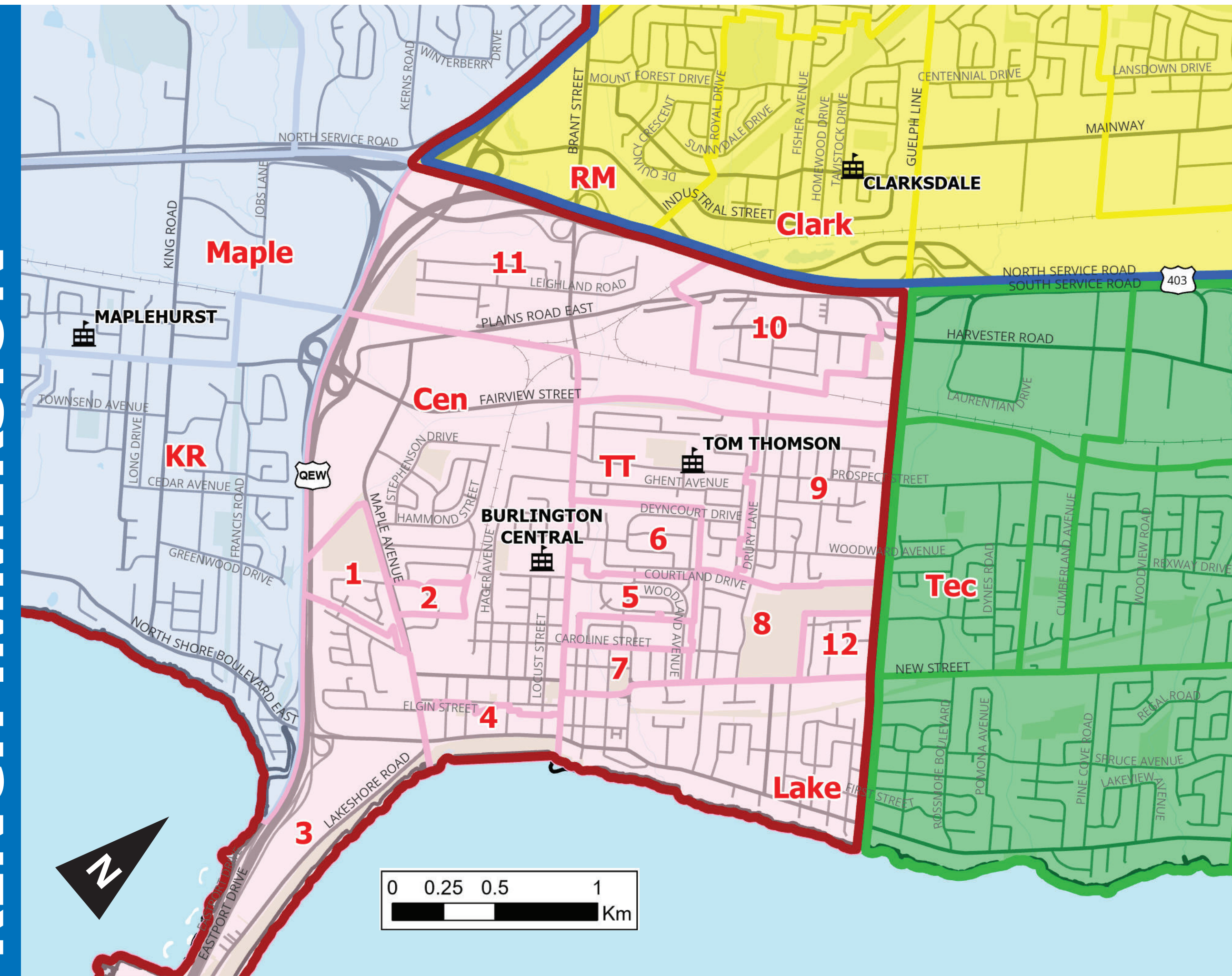
OPTION 14B: TOM THOMSON FRENCH IMMERSION

REGULAR TRACK



- | | | |
|---|---|--|
| CENTRAL (K-6) | MAPLEHURST (K-6) | ALDRESHOT (7-8) |
| CLARKSDALE (K-6) | ROLLING MEADOWS (K-6) | BUR. CENTRAL (7-8) |
| KING'S ROAD (K-6) | TECUMSEH (K-6) | ROLLING MEADOWS (7-8) |
| LAKESHORE (K-6) | TOM THOMSON (K-6) | TECUMSEH (7-8) |
| MAKWENDAM (K-6) | | |

FRENCH IMMERSION



- | | |
|--|--|
| MAPLEHURST (K-6) | BUR. CENTRAL (7-8) |
| CLARKSDALE (K-6) | PINELAND (7-8) |
| TOM THOMSON (K-6) | ROLLING MEADOWS (7-8) |
| PINELAND (K-6) | |

ZONE CHANGES (ENG K-6)

- | | | | |
|--------------------|-------------|-----------------------|-----------------------|
| FI ZONE 1-2 | MAP > TOM | ENG ZONE 4 | CENT > LAKE (PARTIAL) |
| FI ZONE TEC | TOM > PINE | ZONE 10 (DEV.) | TOM > TEC |
| ENG ZONE 1 | KING > LAKE | ZONE 12 | TEC > LAKE |
| ENG ZONE 2 | KING > CENT | | |
| ENG ZONE 3 | CENT > LAKE | | |