

Burlington Secondary Schools Program Review Meeting #6

March 23, 2017

Welcome Back PARC Members



Tonight's Agenda

- | | |
|---|------------|
| 1. Welcome | 2 minutes |
| 2. Revised Timelines | |
| 3. Exploring the Student Experience...continued | 45 minutes |
| a. Option 19b, 28c | |
| b. Option 23d | |
| 4. IPSOS Report | 30 minutes |
| 5. Final Feedback | 30 minutes |
| 6. Next Steps... | 10 minutes |


As discussed we may extend past 9:00 as guided by the agenda

Revised Program Accommodation Review Process Dates


Director's Final Report posted	April 21
Committee of the Whole	April 26
Delegation Nights	May 8, May 11
Director's Final Report Report to Board	May 17
Final Vote	June 7



IPSOS Report Sharing



Ipsos Public Affairs




**Halton District
School Board**

**Halton District
School Board**

ONLINE FEEDBACK SURVEY

MARCH 2017

© 2017 Ipsos. All rights reserved. Contains Ipsos' Confidential and Proprietary information and may not be disclosed or reproduced without the prior written consent of Ipsos.



PARC Rationale

- The school or group of schools has experienced or will experience declining enrolment where the On The Ground (OTG) utilization rate is below 65%;
- **Reorganization involving the school or group of schools could enhance program delivery and learning opportunities for students**



We want to ensure that students, in all schools, have equitable access to high quality programs suited to individual student need, interest and pathway. All students should have equity of opportunity.



CURRENT SITUATION: Program Delivery

Program can be impacted by a number of factors, including:

- Availability of required courses
- Ability to schedule courses so students can access them
- Variety of course types, pathways
- Variety of optional area courses
- Variety of out of classroom activities (e.g., extracurriculars)
- Access to supports and services for learning

Option 23d

Rationale:

- Utilization rates between 102% and 109%
- Long terms viability in all schools (lowest utilization is 80% at Aldershot)
- 286 additional students require bussing

Feedback:

- Capital costs to relocate specialized programs at Bateman (could this be delayed to 2019 if needed)
- Single FI site in North Burlington
- Nelson quite high/Aldershot a bit low...is there balance to look at

Option 19b

Rationale:

- No Capital costs required
- Utilization between 94% and 101%
- No capital costs needed

Feedback:

- PAR needed for Elementary
- 602 additional students bussed - gap in school proximity in South Burlington
- Aldershot over-capacity (redirect ESL)
- Significant grade 8 cohorts split or moving

Option 28c

Rationale:

- similar to 19b
- stronger FI numbers as offered in 3 vs. 4 schools

Feedback:

- similar to 19b

OPTION 3c:

Rationale:

- stable long term boundaries
- utilization between 94% and 101%
- bussing 364 more students

Feedback:

- concerns with Orchard students attending
- Nelson Track?
- significant changes from Grade 8 - 9 feeder schools
- Pearson seems to steadily decline over time
- Aldershot still a very small
- Hayden community desire grandfathering...desire to stay

Option 4b

Rationale:

- positive impacts on cohorts
- utilization 91% to 97%, though unevenly achieved
- 262 more students bused

Feedback:

- enrollment 61% at M.M. Robinson, Aldershot small at 457
- More balance for Pearson (IB or gifted relocated) too high?
- Capital costs to relocate Programs at Robert Bateman (could this be delayed to 2019 if needed)
- long-term viability of the option in question...may require a boundary review

Option 7b

Rationale:

- addresses Hayden, improved MMR and Pearson enrollments
- 131 more students bussed
- no closure preserves community schools as they are

Feedback:

- Overall over 1500 pupil places remain (questions if stable)
- Utilization rates 74% and 80%
- some new cohorts split
- operating and staffing costs remain
- Concerns over low numbers or utilization at Aldershot, MMR and Bateman
- Concerns over Orchard families attendance patterns
- Requires innovation ideas to address occupancy rates

Final Feedback

- Adjustments to Options?
- Remove Options?
- Any Outstanding Issues?

