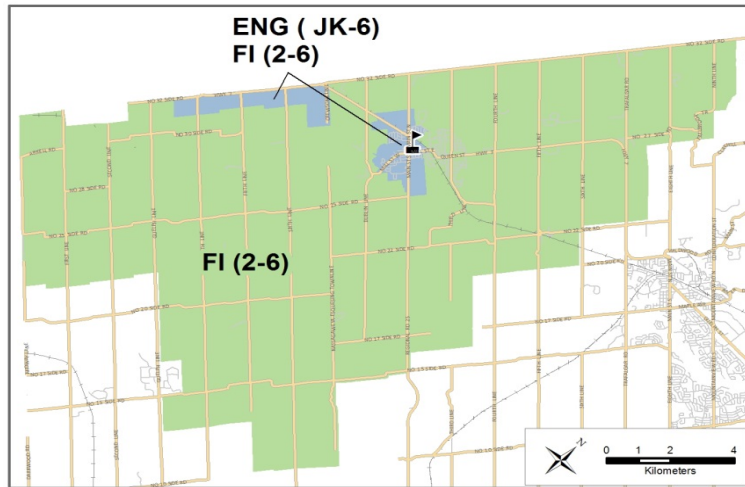
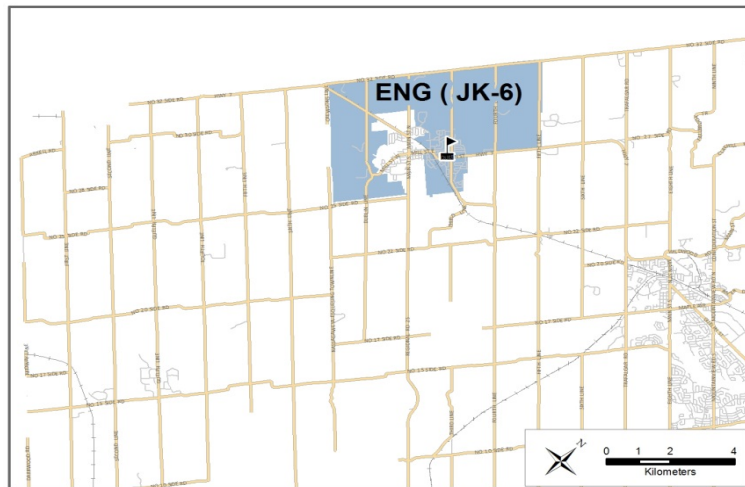


Option 1



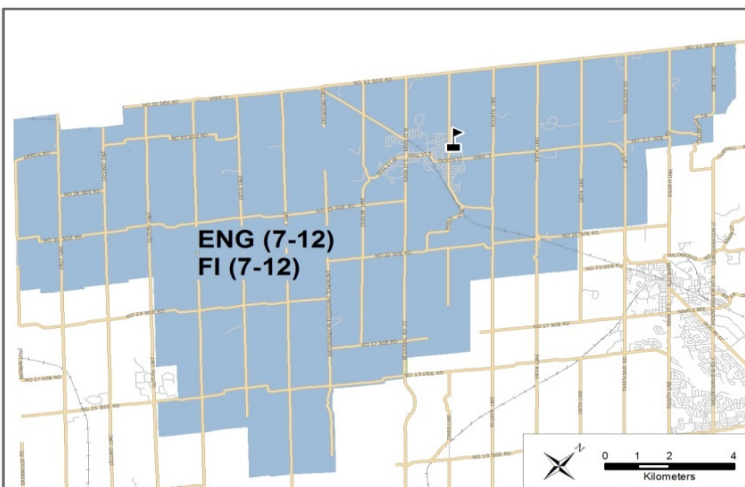
Robert Little PS

ENG JK - 6
FI 2 - 6



McKenzie-Smith Bennett PS

ENG JK - 6



Acton Elementary/ Acton District HS

ENG 7 - 8
FI 7 - 8
ENG 9 - 12
FI 9 - 12

Acton Boundary Review Study

Option 1 --> changes implemented for September 2020 and September 2021

Robert Little PS

- In September 2020, school becomes a JK-6 ENG and 2-6 FI school, keeps Behaviour Resource class
 - no change to current ENG and FI boundaries

McKenzie-Smith Bennett PS

- In September 2020, becomes JK-8 ENG and 7-8 FI school, keeps Learning Disability and Life Skills programs
 - no change to current ENG and FI boundaries
- In September 2021, becomes a JK-6 ENG school, keeps Learning Disability and Life Skills programs
 - grade 7 and 8 ENG and FI students move to Acton District HS to create Acton Elementary 7-8 program
 - no change to ENG boundary, FI program ends and moves to Acton Elementary

Acton Elementary/Acton District HS

- In September 2021, Acton Elementary is created and is a 7-8 ENG and FI program, Acton District HS remains a 9-12 ENG and FI school
- no change to current 9-12 ENG and FI boundaries, also become the 7-8 ENG and FI boundaries

Notes:

2019 is enrolment as of October 31, 2019

ENG = English Program

FI = French Immersion Program

SPED = Self Contained Special Program

School	Program	OTG	T. Port	T. Cap.	2019	2020	2021	2022	2023	2024	2025	2026	2027	2028	2029
Robert Little PS	ENG	400	8	584	200	230	239	235	239	239	237	235	234	233	230
	FI				77	90	85	77	81	80	81	81	80	79	
	SPED				2	2	2	2	2	2	2	2	2	2	
	Total				279	322	326	314	322	321	320	318	316	314	311
	Available / Shortage of Pupil Places	121	78	74	86	78	79	80	83	84	86	89			
Percent Utilization	70%	80%	81%	79%	81%	80%	80%	80%	79%	79%	79%	78%			
McKenzie-Smith Bennett PS	ENG	772	7	933	539	503	328	332	317	309	314	311	311	310	307
	FI				68	38	0	0	0	0	0	0	0	0	
	SPED				29	29	29	29	29	29	29	29	29	29	
	Total				636	570	357	361	346	338	343	340	340	339	336
	Available / Shortage of Pupil Places	136	202	415	411	426	434	429	432	432	433	436			
Percent Utilization	82%	74%	46%	47%	45%	44%	44%	44%	44%	44%	44%				
Acton Elem	ENG						148	138	153	161	145	138	139	137	137
	FI						39	40	32	26	29	28	28	28	
	SPED						0	0	0	0	0	0	0	0	
	Total						186	177	185	187	174	166	168	165	165
Acton District HS	ENG	630	9	819	390	402	425	444	428	418	422	418	413	412	398
	FI				55	59	47	45	46	48	46	43	40	36	38
	SPED				0	0	0	0	0	0	0	0	0	0	
	Total				445	461	472	489	474	466	468	461	453	447	436
	Total (Elem + Sec)	445	461	658	666	658	653	642	627	621	612	600			
Available / Shortage of Pupil Places	185	169	-28	-36	-28	-23	-12	3	9	18	30				
Percent Utilization	71%	73%	104%	106%	104%	104%	102%	100%	99%	97%	95%				
Study Total					1360	1352	1340	1341	1327	1312	1306	1285	1277	1265	1247

It is the intention of the HDSB to provide up-to-date and accurate information, and reasonable efforts have been made by the HDSB to verify the information, however a degree of error or change is inherent. This information is distributed "as is" without warranty. HDSB assume no legal liability or responsibility for the accuracy, completeness, or usefulness of any information. If you require additional information please contact the Planning Department at 905-335-3663.

The current street network was provided by the Regional Municipality of Halton and the Region assumes no responsibility or liability for its use or accuracy.