




## Boundary Review Process Flowchart (Pathway #1 vs. Pathway #2)

	Pathway #1	Pathway #2
<b>Step 1</b>	Director Announces Boundary Review to Board	Director Announces Boundary Review to Board
<b>Step 2</b>	Boundary Review Steering Committee Established	Boundary Review Steering Committee Established
<b>Step 3</b>	Public Announcement of School Boundary Review	Public Announcement of School Boundary Review
<b>Step 4</b>	Boundary Review Committee Established	
<b>Step 5</b>	Boundary Review Steering Committee Informing/Sharing of Decisions	Boundary Review Steering Committee Informs Community of Recommended Option(s)
<b>Step 5.1</b>	Boundary Review Committee Reviews Community Input	
<b>Step 5.2</b>	Boundary Review Steering Committee considers input from Boundary Review Committee	
<b>Step 6</b>	Recommendation to the Board	Recommendation to the Board
<b>Step 7</b>	Integration Committee	Integration Committee

### Pathway 2: Informing the Community

The Steering Committee may decide to inform the community of the recommended boundary changes.

Considerations for notifying the community:

All stakeholders are to be notified including those who may:

- be directly affected (e.g., families with children in affected schools)
- not be directly affected but may have an interest in the outcome of the review process (e.g., neighbours, daycare providers, local businesses and community groups)

Note: Pathway 2 exists for unique circumstances when there are limited possible options to review. Pathway 2 is not designed for use in the process of establishing a boundary for a newly constructed school. Pathway 2, like Pathway 1, allows for the opportunity to delegate the Board of Trustees regarding the recommended option(s).

Source: [School Boundary Reviews Administrative Procedure](#)