

Ethel Gardiner PS and Silver Creek PS Boundary Review

Option 5 2022/2023

**Silver Creek PS
K-8 ENG**

SILVER CREEK

**Ethel Gardiner PS
K-8 ENG**

**ETHEL
GARDINER**

A

F

G

D

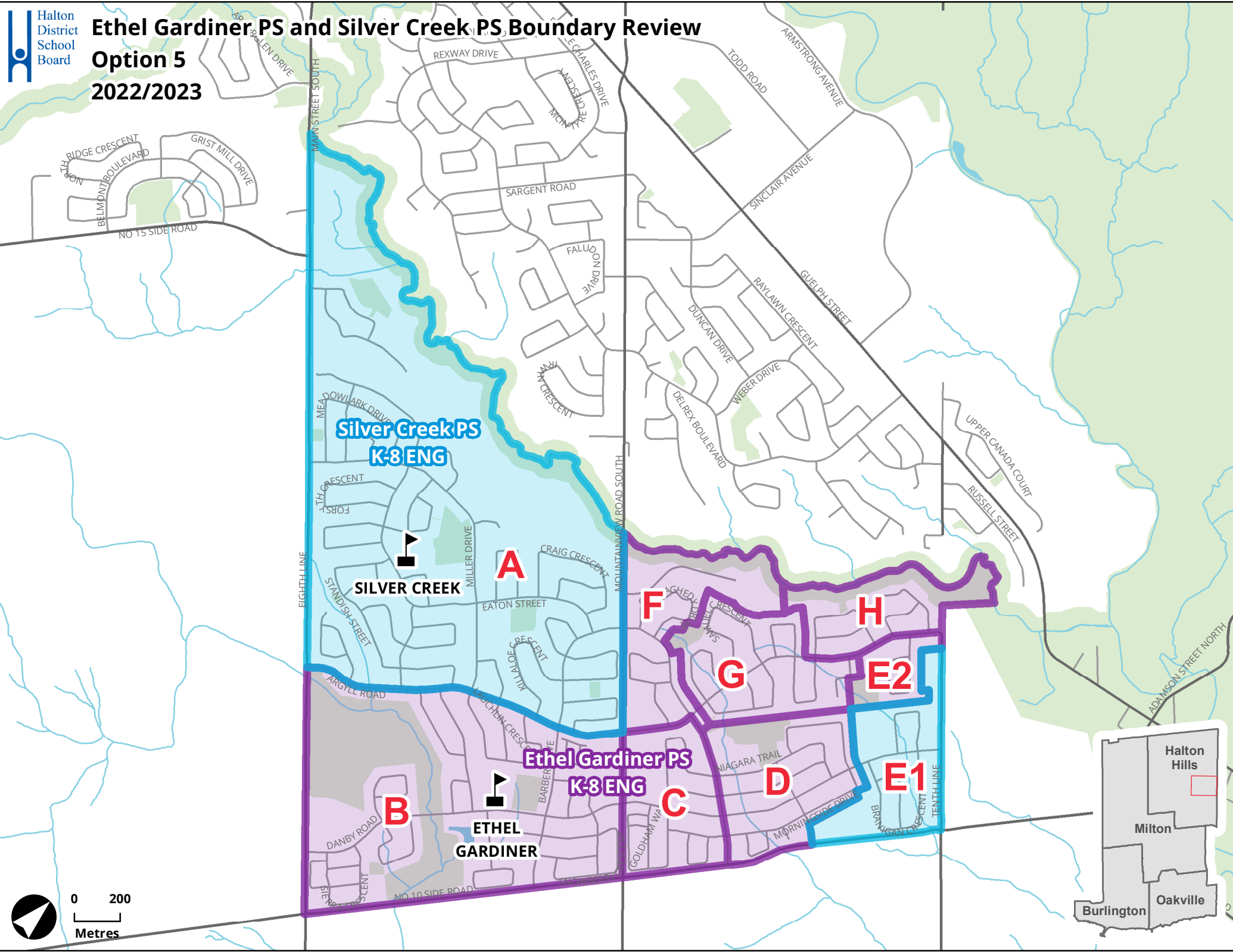
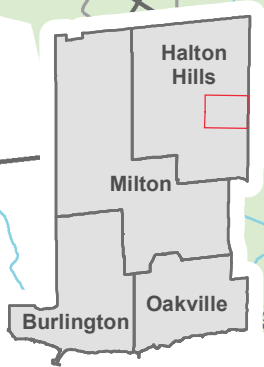
H

E2

E1

B

C



Option 5 Projections

Updated: Jan 16, 2023

[What you need to know about this option](#)

[Implementation](#)

School	Building Capacity	Portable	Total Capacity	Program	2022	2023	2024	2025	2026	2027	2028	2029	2030	2031	2032	Notes
Ethel Gardiner PS	614	Maximum : 10	844	ENG	713	620	595	588	584	576	567	563	554	545	537	JK-8 English, Gr5-8 Gifted, SPED programs. Some high desity development remains.
				GIF	17	17	21	23	25	24	24	25	25	24	24	
		SC-SPED		14	14	14	14	14	14	14	14	14	14	14	14	
		Total		744	651	630	625	624	615	605	601	593	584	575		
	<i>Percent Utilization</i>				121%	106%	103%	102%	102%	100%	99%	98%	97%	95%	94%	
	<i>Available (+) / Shortage (-) of Pupil Places</i>				-130	-37	-16	-11	-10	-1	9	13	21	30	39	
	<i>Estimate number of portables</i>				8	5	4	4	3	3	2	2	2	2	1	
Silver Creek PS	645	Maximum : 12	921	ENG	387	496	508	509	506	503	511	518	537	520	510	JK-8 English, SPED programs. Impacted by development.
				GIF	0	0	0	0	0	0	0	0	0	0	0	
		SC-SPED		43	43	43	43	43	43	43	43	43	43	43	43	
		Total		430	539	551	552	549	546	554	561	580	563	553		
	<i>Percent Utilization</i>				67%	84%	85%	86%	85%	85%	86%	87%	90%	87%	86%	
	<i>Available (+) / Shortage (-) of Pupil Places</i>				215	106	94	93	96	99	91	84	65	82	92	
	<i>Estimate number of portables</i>				0	0	0	0	0	0	0	0	0	0	0	
Total Enrolment					1174	1191	1181	1177	1173	1161	1159	1162	1173	1147	1128	
Total Portables					8	5	4	4	3	3	2	2	2	2	1	

[What you need to know about the option](#)

Enrolments are based on Oct 31, 2022 Aspen extract.

Ethel Gardiner PS projected to decline to below 100% Building Capacity by 2028.

Silver Creek PS projected to grow to above 85% Building Capacity by 2025.

All development timing are a best estimates. Development phasing may advance or be delayed with updated information.

Estimated number of portables are best estimates of classroom usage and not on building Percent Utilization

[Implementation](#)

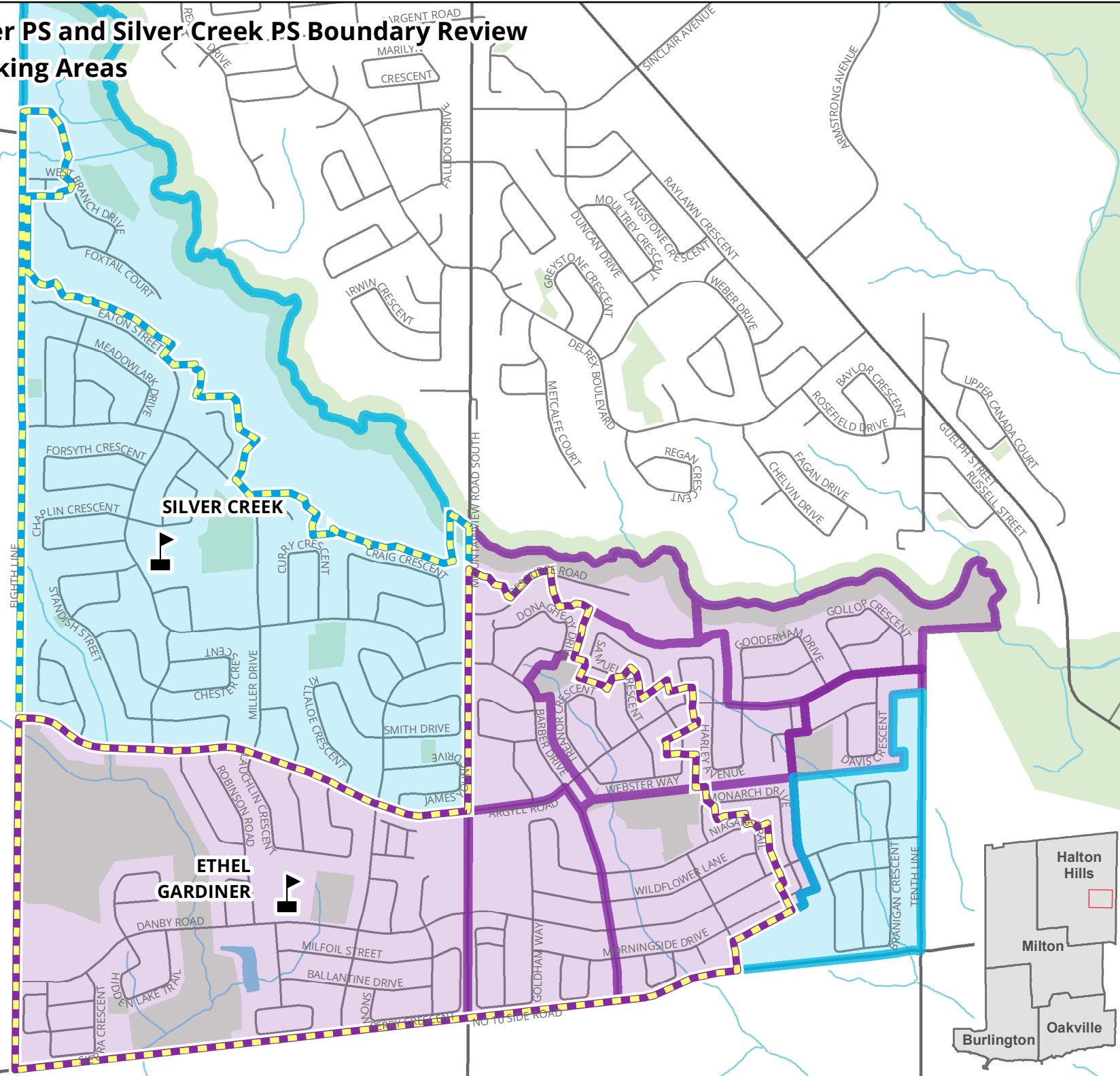
2023 - K to 7 ENG students move from Ethel Gardiner PS to Silver Creek PS (Zone E); Grade 8 remain at Ethel Gardiner PS to graduate with their cohort

no change to SPED or Gited programs at Ethel Gardiner or Silver Creek

Ethel Gardiner PS and Silver Creek PS Boundary Review

Option 5 Walking Areas

2022/2023



 
**Areas Not Eligible
For Transportation**

