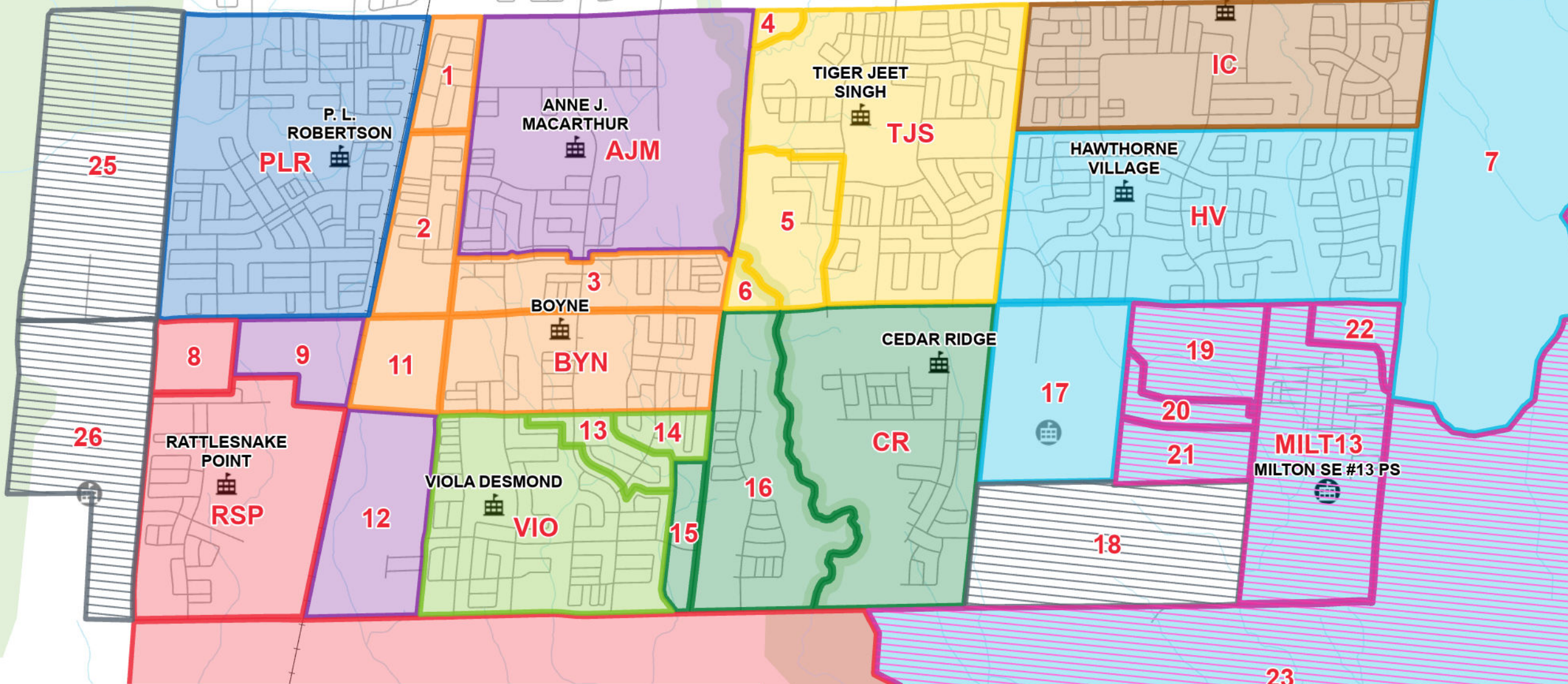


South Milton Boundary Review

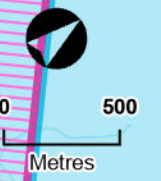
Option 6a - English Boundaries

Holding School for School Years 2025/26 and 2026/27



School Catchments

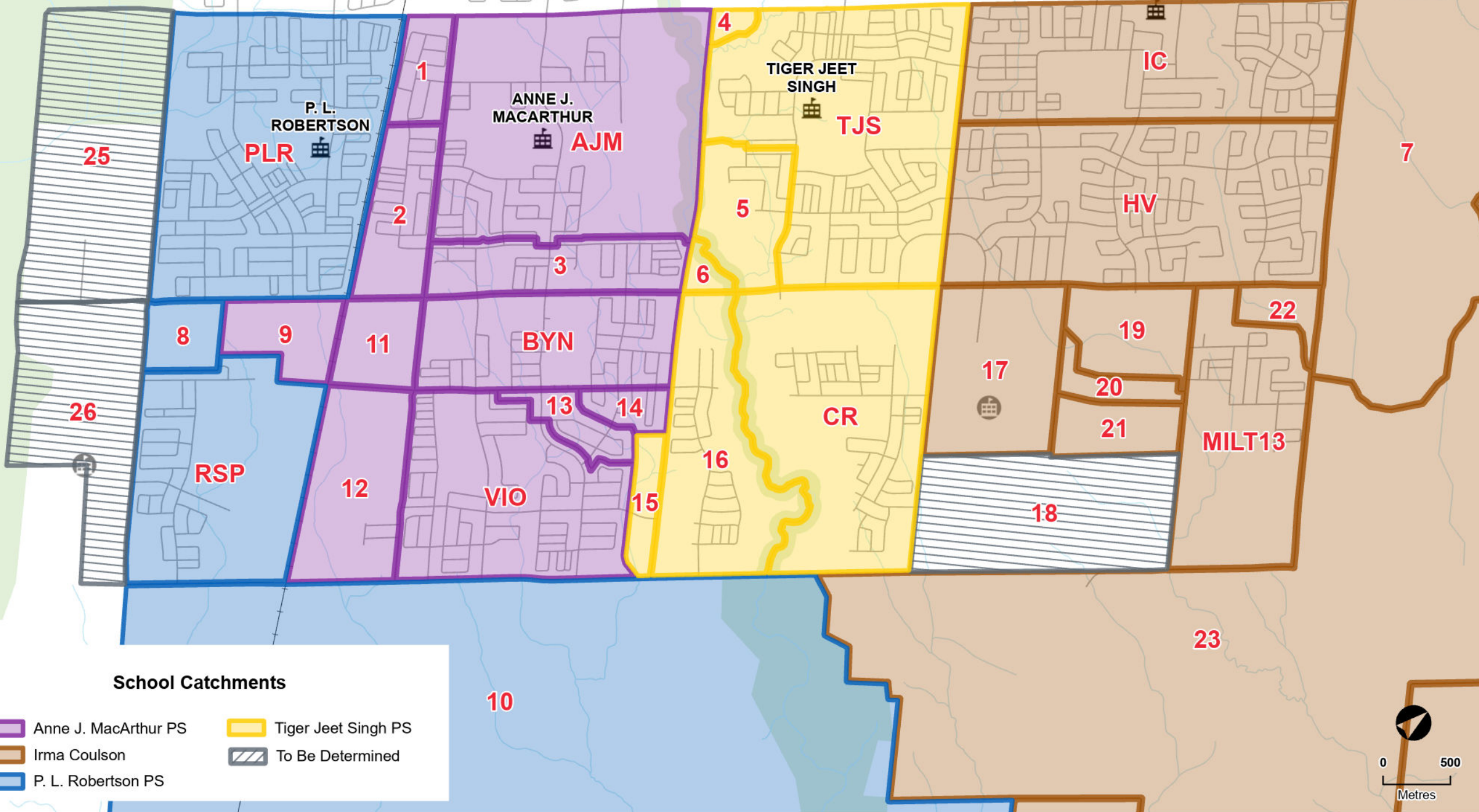
- | | | |
|----------------------|----------------------|---|
| Anne J. MacArthur PS | Irma Coulson | Viola Desmond PS |
| Boyne PS | P. L. Robertson PS | To Be Determined |
| Cedar Ridge PS | Rattlesnake Point PS | Milton SE #13 opens in 2027
New boundaries are in effect |
| Hawthorne Village PS | Tiger Jeet Singh PS | |



South Milton Boundary Review

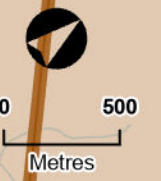
Option 6a - French Immersion Boundaries

IRMA COULSON



School Catchments

- Anne J. MacArthur PS
- Tiger Jeet Singh PS
- Irma Coulson
- To Be Determined
- P. L. Robertson PS



Option 6a

Oct 10

- based on Sept 1 Aspen extract.
 - 6 French Immersion schools
 Scenario 1463 & 1473

School	Building Capacity	Portable	Total Capacity	Program	2024	2025	2026	2027	2028	2029	Trafalgar Corridor #1 opens	Britannia Corridor #1 opens	2032	Britannia Corridor #2 opens	Trafalgar Corridor #1	Notes
					2030	2031	2032	2033	2034							
Anne J. MacArthur PS	793	Maximum: 18	1207	ENG	562	506	460	506	534	636	687	711	709	702	707	Areas east of Regional Rd 25 redirected to Tiger Jeet Singh. Catchment expanded to include new development areas south of Louis St. Laurent Ave. FI expands to include Viola Desmond PS.
				FI	273	269	289	298	313	330	347	368	374	373	376	
	SPED	9	9	9	9	9	9	9	9	9	9	9	9	9		
	Total	844	784	758	814	857	976	1043	1088	1091	1085	1092				
	Percent Utilization				106%	99%	96%	103%	108%	123%	131%	137%	138%	137%	138%	
	Shortage of Pupil Places (-)				-51	9	35	-21	-64	-183	-250	-295	-298	-292	-299	
Estimate number of portables				10	0	0	1	3	8	11	13	13	13	13		
Boyne PS	776	Maximum: 18	1190	ENG	1156	990	955	970	993	986	964	994	1056	1085	1083	No change to boundaries.
				FI	0	0	0	0	0	0	0	0	0	0	0	
	SPED	31	31	31	31	31	31	31	31	31	31	31	31	31		
	Total	1187	1021	986	1001	1024	1017	995	1025	1087	1116	1114				
	Percent Utilization				153%	132%	127%	129%	132%	131%	128%	132%	140%	144%	144%	
	Shortage of Pupil Places (-)				-411	-245	-210	-225	-248	-241	-219	-249	-311	-340	-338	
Estimate number of portables				20	11	9	10	11	10	10	11	14	15	15		
Cedar Ridge PS (Milton SW #12 ps)	770	Maximum: 18	1184	ENG	675	774	856	848	912	968	974	988	1115	1203	1218	Catchment expanded to include new development west of Regional Rd 25. FI program removed. Action required by 2033
				FI	0	0	0	0	0	0	0	0	0	0	0	
	SPED	0	0	0	0	0	0	0	0	0	0	0	0	0		
	Total	675	774	856	848	912	968	974	988	1115	1203	1218				
	Percent Utilization				88%	101%	111%	110%	118%	126%	127%	128%	145%	156%	158%	
	Shortage of Pupil Places				95	-4	-86	-78	-142	-198	-204	-218	-345	-433	-448	
Estimate number of portables				0	0	4	3	6	9	9	9	15	19	19		
Hawthorne Village PS	953	Maximum: 12	1229	ENG (HV)	739	1063	1148	665	584	565	530	496	557	634	696	Catchment expands to include potential enrolments south of Louis St. Laurent Ave. Projections include Trafalgar Corridor (ENG) Action required in 2032. New Schools planned for 2030 & 2034
				FI	0	0	0	0	0	0	0	0	0	0	0	
	SPED	19	19	19	19	19	19	19	19	19	19	19	19	19		
	Community Total	758	1082	1167	684	603	584	549	515	576	653	715				
	Est. # Port.	0	6	9	0	0	0	0	0	0	0	0	0	0		
	ENG (TC)	0	0	0	0	171	344	516	674	833	995	1153				
	Grand Total (Boundary Review & Secondary Plan)				758	1082	1167	684	774	928	1065	1189	1409	1647	1868	
	Percent Utilization				80%	114%	122%	72%	81%	97%	112%	125%	148%	173%	196%	
	Available (+) / Shortage of Pupil Places (-)				195	-129	-214	269	179	25	-112	-236	-456	-694	-915	
Estimate number of portables				0	6	9	0	0	0	5	10	20	30	40		

Option 6a

Oct 10

- based on Sept 1 Aspen extract.
 - 6 French Immersion schools
 Scenario 1463 & 1473

School	Building Capacity	Portable	Total Capacity	Program	2024	2025	2026	2027	2028	2029	Trafalgar Corridor #1 opens	Britannia Corridor #1 opens	2032	Britannia Corridor #2 opens	Trafalgar Corridor #1	Notes	
					2030	2031	2033	2034									
Irma Coulson PS	793	Maximum: 18	1207	ENG	640	608	589	570	555	545	515	505	505	507	498	FI Catchment expands to include Milton SE#13 students electing FI. Projections include potential enrolments from Trafalgar & Britannia Corridor Secondary Plans. (FI) New Schools planned for 2030, 2031, 2033 & 2034	
				FI (IC)	281	291	288	303	309	300	295	272	282	291	294		
				SPED	0	0	0	0	0	0	0	0	0	0	0		
				Community Total	921	899	877	873	863	845	810	777	787	797	793		
	Port: Cap: 414	Est. # Port.	11	5	4	3	3	2	1	0	0	0	0				
		FI (TC)	0	0	0	0	18	36	54	71	88	105	122				
		FI (BC)	0	0	0	0	0	0	38	79	120	158	197				
	Grand Total (Boundary Review & Secondary Plan)					921	899	877	873	881	882	902	927	994	1060		1111
	Percent Utilization					116%	113%	111%	110%	111%	111%	114%	117%	125%	134%		140%
	Available (+) / Shortage of Pupil Places (-)					-128	-106	-84	-80	-88	-89	-109	-134	-201	-267		-318
Estimate number of portables					11	5	4	3	4	4	5	6	9	12	14		
P.L. Robertson PS	818	Maximum: 12	1094	ENG (PLR)	862	841	813	819	814	778	778	776	760	759	753	No change to the English catchment. FI catchment expanded to include Rattlesnake Point PS.	
				FI (PLR)	174	191	205	225	247	259	256	258	253	253	252		
				SPED	9	9	9	9	9	9	9	9	9	9	9		
				Total	1045	1041	1027	1052	1070	1046	1043	1044	1022	1021	1014		
	Percent Utilization					128%	127%	126%	129%	131%	128%	128%	125%	125%	124%		
	Shortage of Pupil Places (-)					-227	-223	-209	-234	-252	-228	-225	-226	-204	-196		
Estimate number of portables					12	10	9	10	11	10	10	10	9	9			
Rattlesnake Point PS	884	Maximum: 6	1022	ENG	409	480	600	761	862	884	882	877	878	880	874	New development west of CNR tracks directed to Anne J. MacArthur PS. FI directed to PL Robertson PS	
				FI	0	0	0	0	0	0	0	0	0	0			
				SPED	22	22	22	22	22	22	22	22	22	22	22		
				Total	431	502	622	783	884	906	904	899	900	902	896		
	Percent Utilization					49%	57%	70%	89%	100%	102%	102%	102%	102%	101%		
Available (+) / Shortage of Pupil Places (-)					453	382	262	101	0	-22	-20	-15	-16	-18	-12		
Estimate number of portables					3	0	0	0	0	1	1	1	1	1			
Tiger Jeet Singh PS	896	Maximum: 12	1172	ENG	643	682	704	726	722	710	673	648	629	625	627	The aim is to integrate local students being directed to Anne J. MacArthur PS. FI expanded to include students residing in the Cedar Ridge PS catchment.	
				FI	162	193	209	210	226	235	244	255	265	273	277		
				SPED	30	30	30	30	30	30	30	30	30	30	30		
				Total	835	905	943	967	978	975	947	933	924	928	934		
	Percent Utilization					93%	101%	105%	108%	109%	109%	106%	104%	103%	104%		
Available of Pupil Places (+)					61	-9	-47	-71	-82	-79	-51	-37	-28	-32	-38		
Estimate number of portables					6	0	2	3	4	3	2	2	1	1	2		

Option 6a

Oct 10

- based on Sept 1 Aspen extract.
 - 6 French Immersion schools
 Scenario 1463 & 1473

School	Building Capacity	Portable	Total Capacity	Program	2024	2025	2026	2027	2028	2029	Trafalgar Corridor	Britannia Corridor	2032	Britannia Corridor	Trafalgar Corridor	Notes		
											#1 opens	#1 opens		#2 opens	#1			
Viola Desmond PS	721	Maximum: 18	1135	ENG	796	930	895	884	874	873	838	857	862	852	856	New development west of Regional Rd 25 to Cedar Ridge PS.		
				FI (VD)	192	172	153	124	103	78	41	0	0	0	0			
		Port: Cap: 414		SPED	18	18	18	18	18	18	18	18	18	18	18	18	18	New development and existing community east of Bronte St. to Anne J MacArthur PS.
				Total	1006	1120	1066	1026	995	969	897	875	880	870	874			
	Percent Utilization					140%	155%	148%	142%	138%	134%	124%	121%	122%	121%	121%	FI directed to Anne J. MacArthur PS.	
	Shortage of Pupil Places					-285	-399	-345	-305	-274	-248	-176	-154	-159	-149	-153		
Estimate number of portables					18	17	15	13	12	11	8	7	7	6	7			
Milton SE #13 ps	926	Maximum: 18	1340	ENG (M13)	0	0	0	650	870	945	998	1037	1070	1072	1063	New catchment established west of James Snow Parkway.		
				FI	0	0	0	0	0	0	0	0	0	0	0			
		Port: Cap: 414		SPED	0	0	0	0	0	0	0	0	0	0	0	0	0	Projections include Britannia Corridor (ENG)
				Community Total	0	0	0	650	870	945	998	1037	1070	1072	1063			
				Est. # Port.	0	0	0	0	0	1	3	5	6	6	6			
	ENG (BC)					0	0	0	0	0	0	360	753	1143	1510	1875		
	Grand Total (Boundary Review & Secondary Plan)					0	0	0	650	870	945	1358	1790	2213	2582	2938		
Percent Utilization					0%	0%	0%	70%	94%	102%	147%	193%	239%	279%	317%	Action required by 2030. New Schools planned for 2031 & 2033		
Shortage of Pupil Places					926	926	926	276	56	-19	-432	-864	-1287	-1656	-2012			
Estimate number of portables					0	0	0	0	0	1	19	38	56	72	87			

Secondary Plan Projections

School	No of Schools in Plan	Program	2024	2025	2026	2027	2028	2029	2030	2031	2032	2033	2034	Notes
Trafalgar Corridor	5 Planned Schools	ENG	0	0	0	0	171	344	516	674	833	995	1153	Included in the Hawthorne Village (ENG) and Irma Coulson PS (FI) projections
		FI	0	0	0	0	18	36	54	71	88	105	122	
		Total	0	0	0	0	189	380	570	745	921	1099	1275	
Milton Education Village	1 Planned School	ENG	0	0	0	0	0	66	131	195	253	311	368	TBD
		FI	0	0	0	0	0	7	14	21	27	33	39	
		Total	0	0	0	0	0	73	145	216	280	344	407	
Britannia Corridor	7 Planned School	ENG	0	0	0	0	0	0	360	753	1143	1510	1875	Included in the Milton SE #13 ps (ENG) and Viola Desmond PS (FI) projections
		FI	0	0	0	0	0	0	38	79	120	158	197	
		Total	0	0	0	0	0	0	397	832	1263	1669	2072	

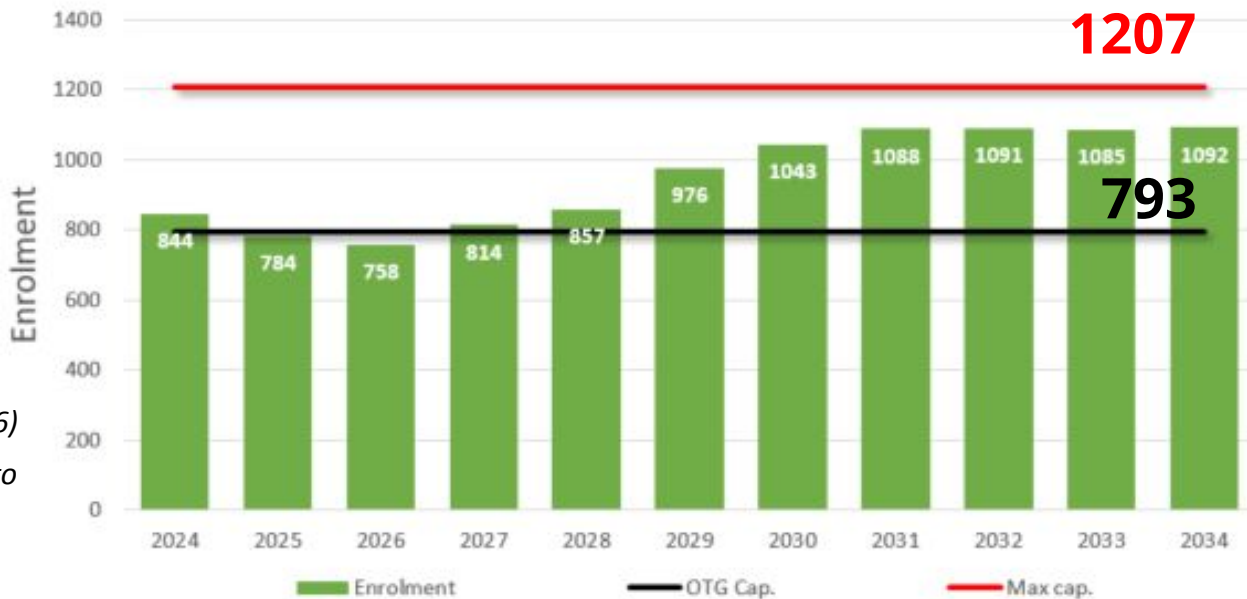
Option 6a - Projections

Anne J MacArthur PS

Anne J MacArthur PS

summary:

- School offers K-8 English, 2-8 FI and SPED programs
- More than 10 portables are required past 2029.
- FI Program Size: 269-376
- Boundary change:
 - Removes areas east of Regional Road 25 (areas 4 to 6)
 - English catchment expanded to include new development south of Louis St. Laurent Ave. (area 9 & 12)
 - FI catchment expands to include Viola Desmond PS. (phased)



10	0	0	1	3	8	11	13	13	13	13
----	---	---	---	---	---	----	----	----	----	----

MAX PORTABLES: 18

Option 6a - Projections

Boyne PS summary:

- School offers K-8 English, and SPED programs.
- FI attends Anne J MacArthur PS
- Portables are required
- Boundary change:
 - *Removes new development south of Louis St. Laurent Ave and east of CNR tracks. (area 11)*
 - *Adds new development west of CNR tracks. (Area 9)*

Boyne PS



20	11	9	10	11	10	10	11	14	15	15
----	----	---	----	----	----	----	----	----	----	----

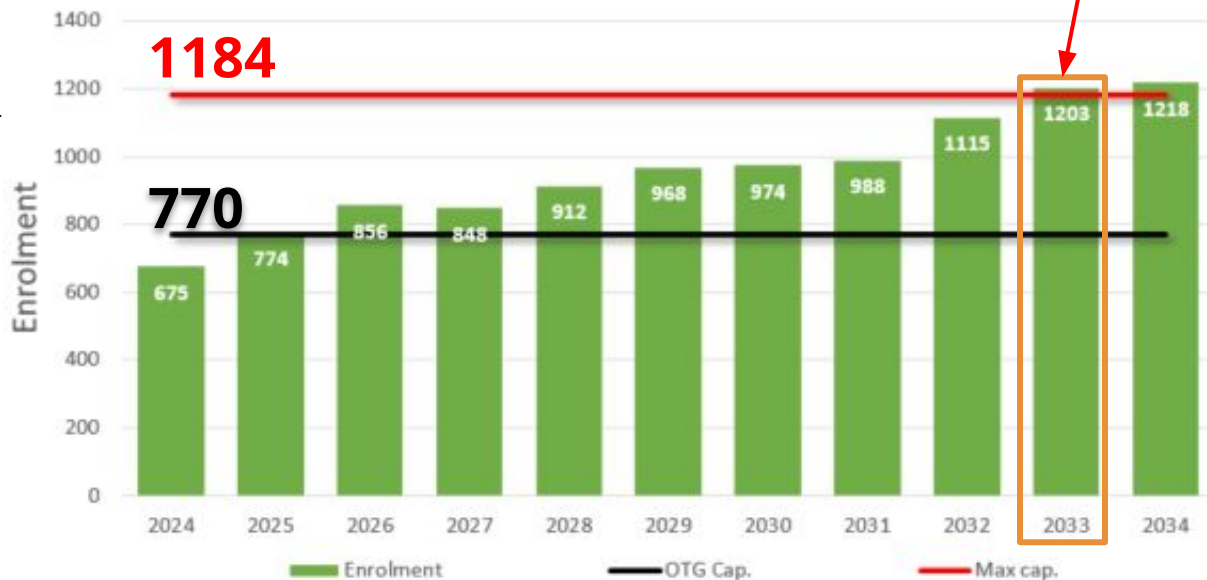
MAX PORTABLES: 18

Option 6a - Projections

Cedar Ridge PS summary:

- School offers K-8 English, program.
- More than 10 portables by 2032
- Boundary Change:
 - Catchment size reduce as a result of Milton SE #13 ps opening.
 - Adds new development west of Ontario St. (area 15)
 - FI to attend Tiger Jeet Singh PS. (phased in)
- *Action Require in 2033.*

Cedar Ridge PS (Milton SW #12)



0	0	4	3	6	6	9	9	15	19	19
---	---	---	---	---	---	---	---	----	----	----

MAX PORTABLES: 18

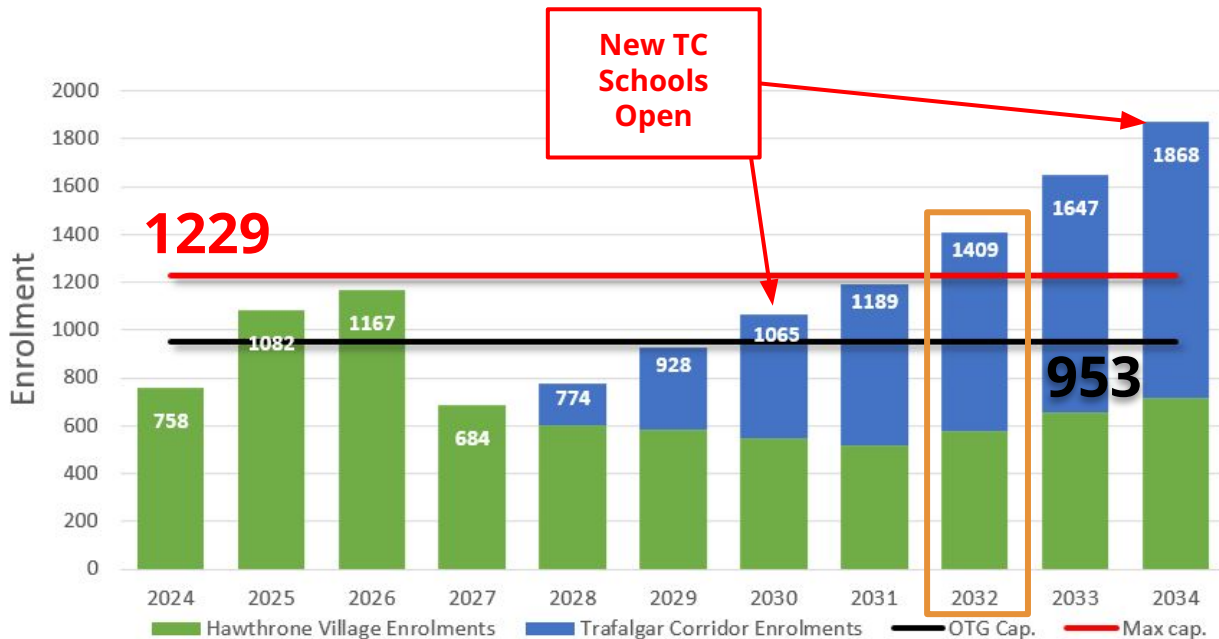
Option 6a - Projections

Hawthorne Village PS

summary:

- School offers K-8 English, and SPED programs.
- FI attends Irma Coulson PS
- Portables are required with the development of the Trafalgar Corridor
- Boundary change:
 - Expanded to include new development south of Louis St. Laurent Ave. (area 17)
 - Holds Milton SE #13 ps students for 2025 & 2026.
- **Action Require in 2030 as a result of Trafalgar corridor development.**

Hawthorne Village PS



0	6	9	0	0	0	5	10	20	30	40
---	---	---	---	---	---	---	----	----	----	----

MAX PORTABLES: 12

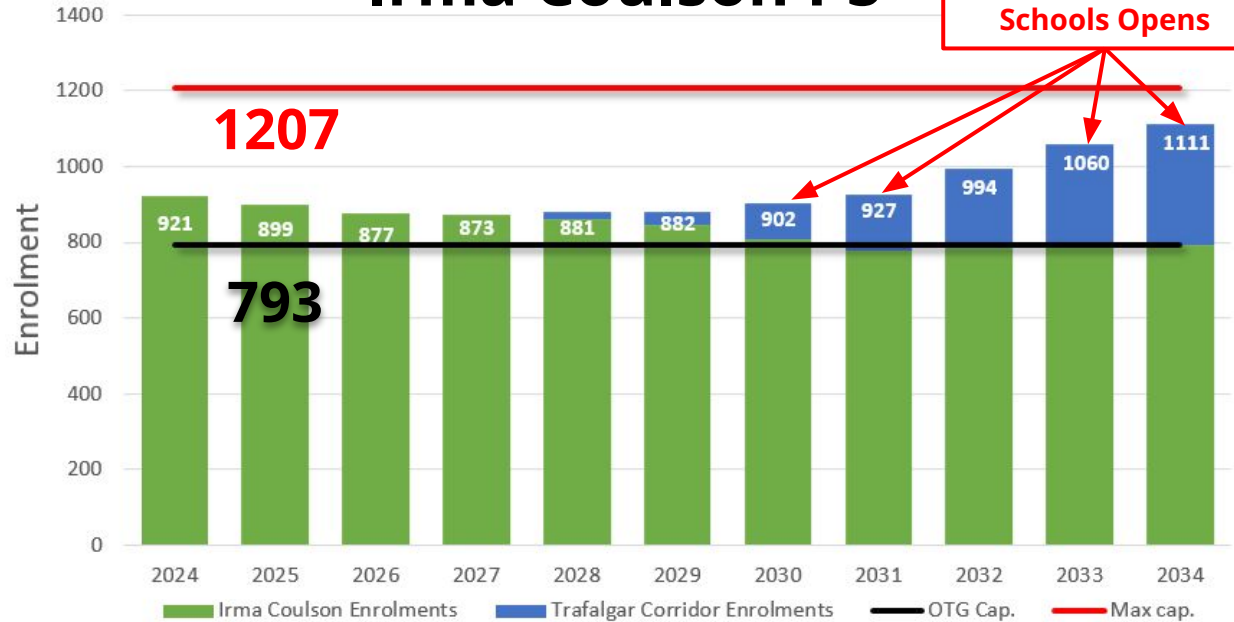
Option 6a - Projections

Irma Coulson PS

New TC & BC Schools Opens

Irma Coulson PS summary:

- School offers K-8 English, and FI programs
- More than 10 portables are required with the development of the secondary plans.
- Projections include the Trafalgar Corridor & Britannia Corridor (FI)
- FI Program Size: 272-309
- Boundary change:
 - *FI boundary expanded to include Milton SE #13 ps.*



11	5	4	3	4	4	5	6	9	12	14
----	---	---	---	---	---	---	---	---	----	----

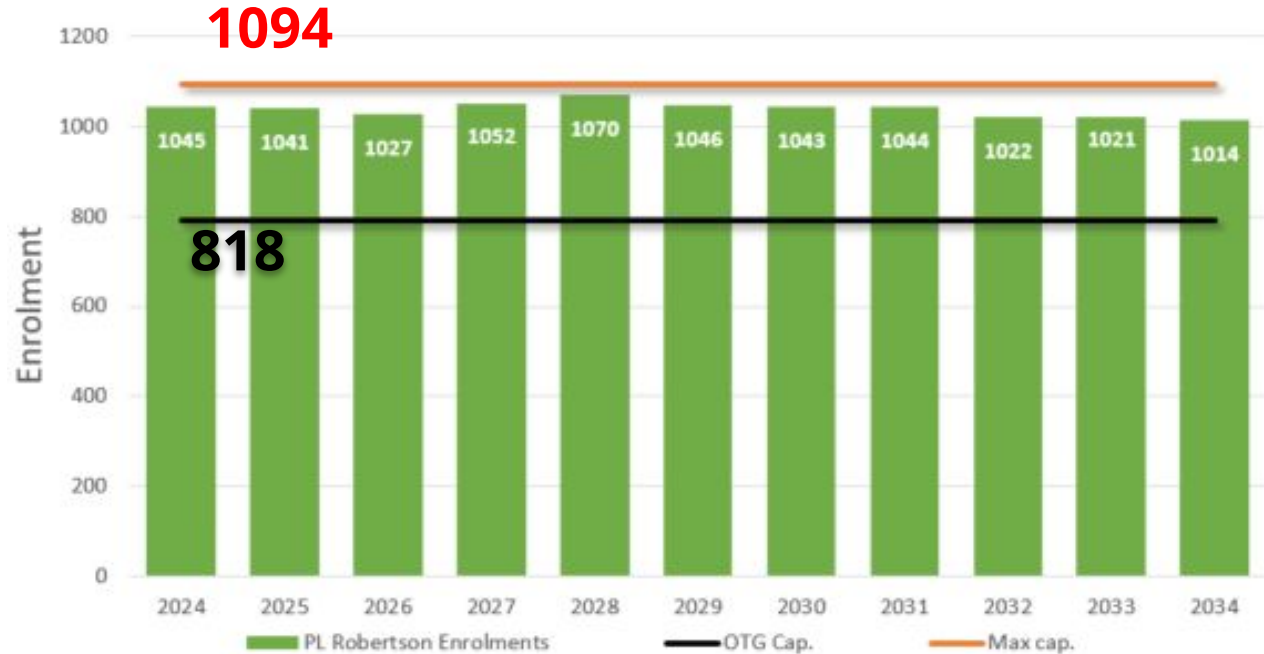
MAX PORTABLES: 18

Option 6a - Projections

P.L. Robertson PS summary:

- School offers K-8 English, and FI programs
- Portables are required.
- FI Program Size: 191-259.
- Boundary change:
 - *FI catchment includes Rattlesnake Point PS*

P.L Robertson PS



12	10	9	10	11	10	10	10	9	9	9
----	----	---	----	----	----	----	----	---	---	---

MAX PORTABLES: 12

Option 6a - Projections

Rattlesnake Point PS

summary:

- School offers K-8 English, and SPED programs.
- FI attends P.L. Robertson PS.
- One portable is required
- Boundary change:
 - *Removes new development south of Louis St. Laurent Ave. (Areas 9)*
 - *Milton Education Village south is directed to P.L. Robertson PS*

Rattlesnake Point PS



3	0	0	0	0	1	1	1	1	1	1
---	---	---	---	---	---	---	---	---	---	---

MAX PORTABLES: 6

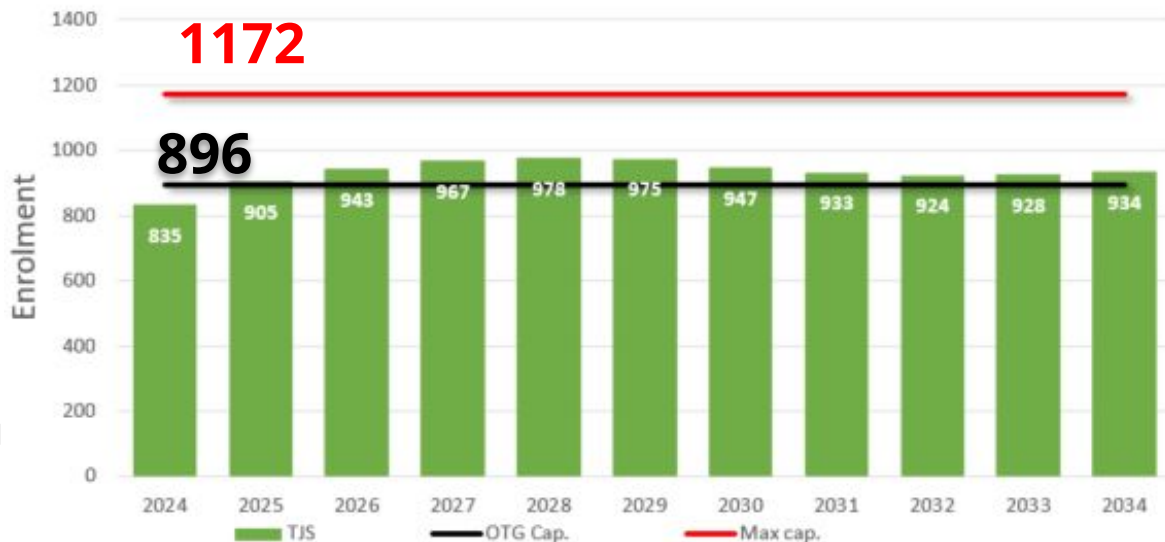
Option 6a - Projections

Tiger Jeet Singh PS summary:

- School offers K-8 English, FI and SPED programs
- Under 5 portables are required.
- FI Program Size: 193-277
- Boundary change:
 - Expanded to include students within walking distance west of the school. (area 4-6).
 - FI catchment expanded to include Cedar Ridge PS

Additional recommendation: Students redirected to Tiger Jeet Singh PS should attend the same Craig Kielburger SS with their cohort

Tiger Jeet Singh PS



6	0	2	3	4	3	2	2	1	1	1
---	---	---	---	---	---	---	---	---	---	---

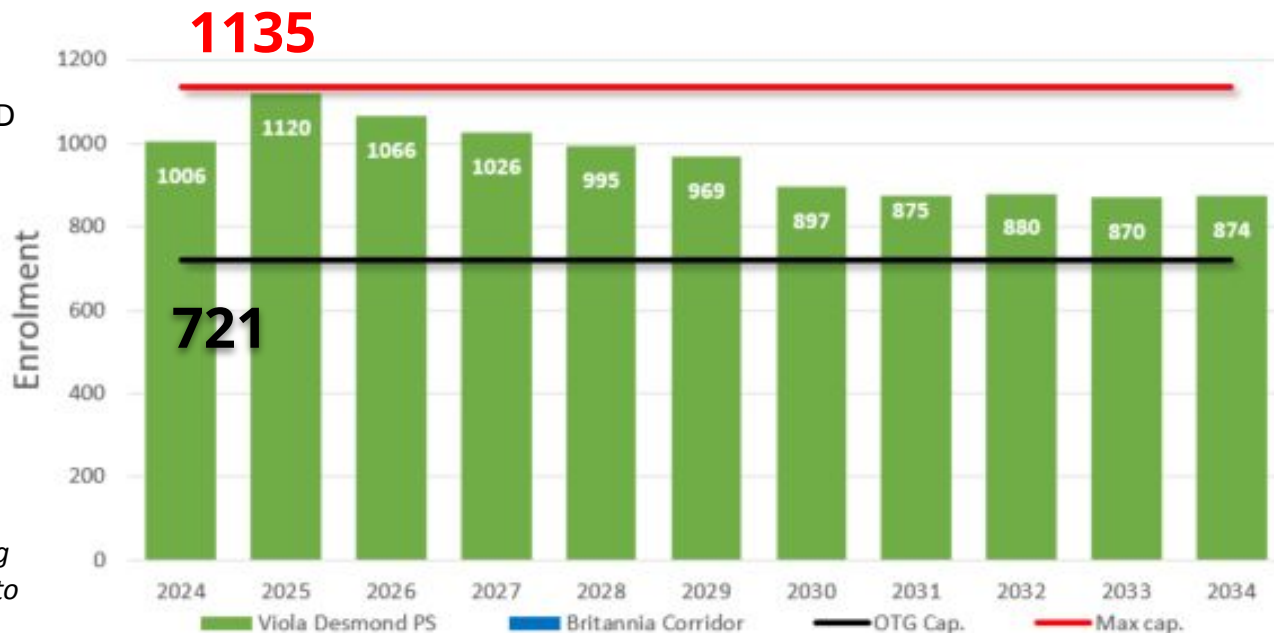
MAX PORTABLES: 12

Option 6a - Projections

Viola Desmond PS summary:

- School offers K-8 English and SPED programs
- Portables are required
- Boundary change:
 - FI redirected to Anne J. MacArthur PS (phased)
 - New development west of Ontario St directed to Cedar Ridge PS (area 15)
 - New development and existing community west of Bronte St to be directed to Boyne PS.
 - Receives Britannia Corridor FI.

Viola Desmond PS



18	17	15	13	12	11	8	7	7	6	7
----	----	----	----	----	----	---	---	---	---	---

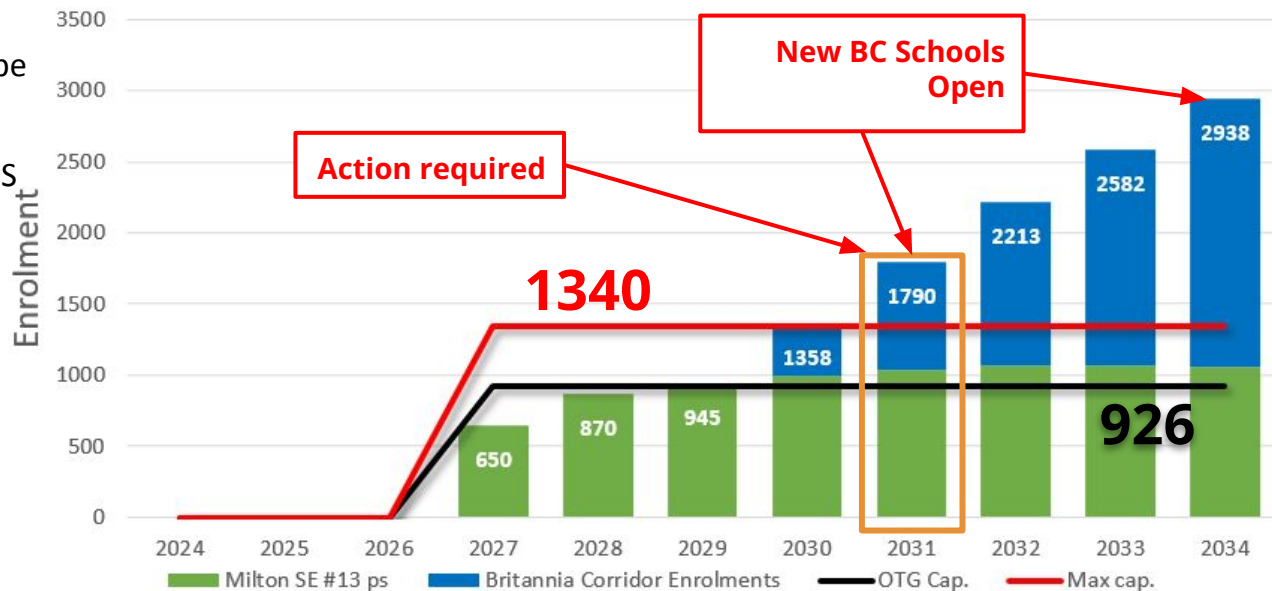
MAX PORTABLES: 18

Option 6a- Projections

Milton SE #13 ps summary:

- School to open in 2026.
- School offers K-8 English. SPED to be determined
- FI program attends Irma Coulson PS
- Portables are required by 2029.
- Boundary Change:
 - Established a new boundary between Thompson Rd and James Snow Pkwy.
 - ENG projections include Britannia Corridor.
- *Action Require in 2031 with the development of Britannia Corridor.*

Milton SE #13 ps



0	0	0	0	0	1	19	38	56	72	87
---	---	---	---	---	---	----	----	----	----	----

MAX PORTABLES: 18