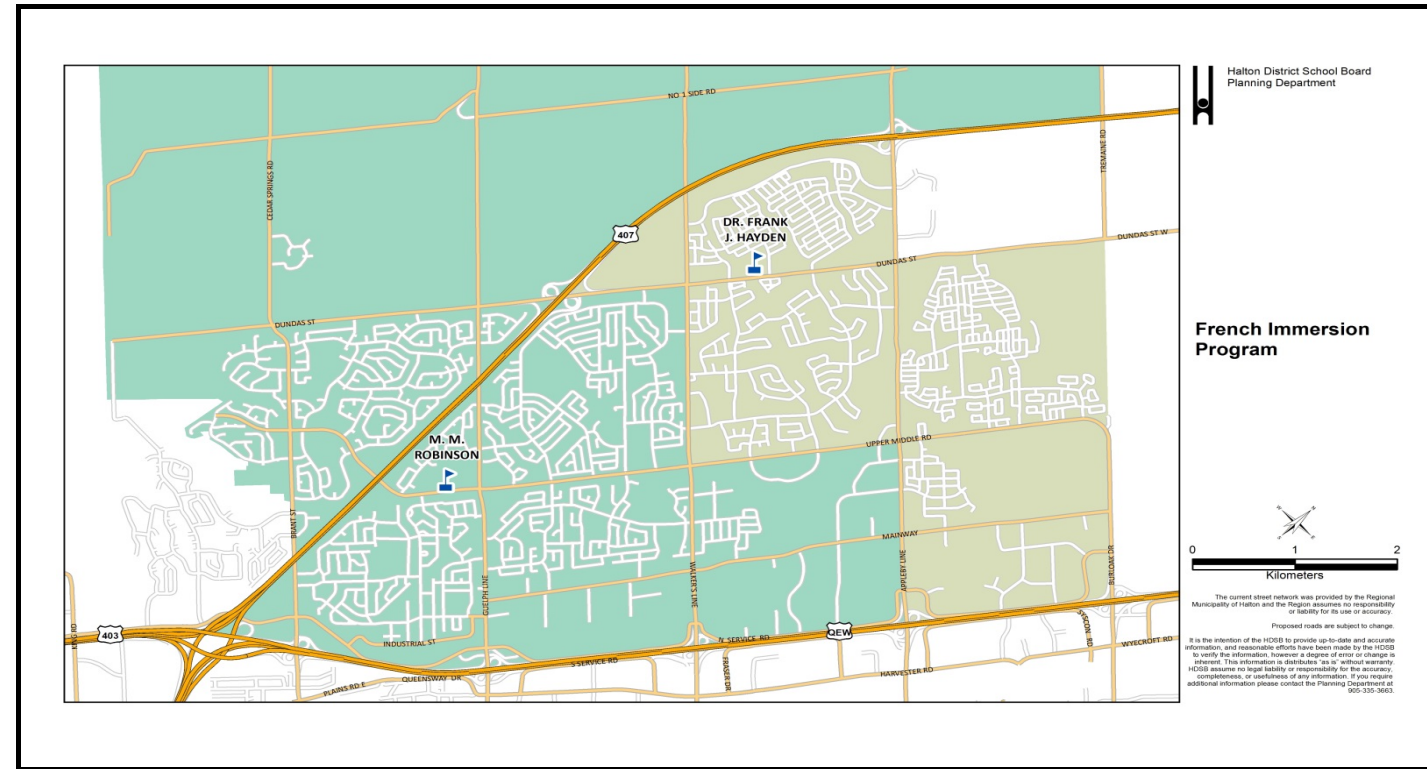
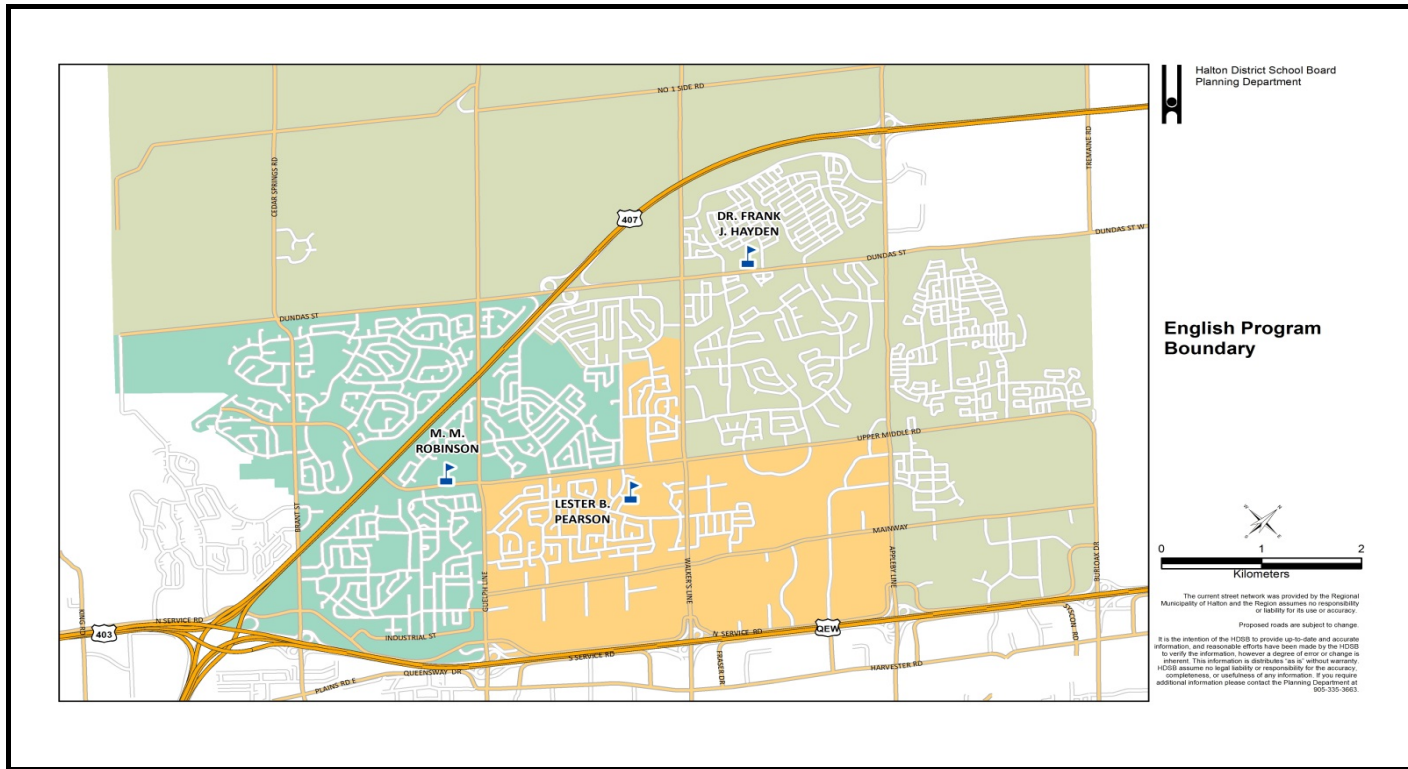


Current LTAP - Secondary Schools

rev: 13-Dec-16



Notes
Board approved changes to FI delivery in June 2016 will result in the commencement of FI in grade 2 from 2018. Impact of these elementary changes will not be experienced at the secondary level until 2024 ..
398 units are expected in the Dundaas Triangle which is north of Dundas St, west of Walker's Line and Southeast of the 407 ETR. Approximately 40 secondary students are expected from this development.
The Board is currently undergoing a Program and Accommodation Review in which staff recommend to close Lester B. Pearson HS and Burlington Central HS along with some secondary boundary changes. The review is currently in the initial stages and the final decision may impact secondary projections
Several elementary scenarios have been developed proposing English and FI to attend M.M Robinson HS feeder schools .

Current Situation
M. M. Robinson HS: School is under 60% utilization. Enrolments are expected to decline to below 50% utilization.
M. M. Robinson HS: Currently there is 635 available pupil places. By 2021 there will be 655 excess pupil places

- Feeder Schools**
Brant Hills PS (ENG)
Bruce T Lindley PS (ENG)
Paul A. Fisher PS (ENG)
C.H. Norton PS (ENG)
Rolling Meadows PS (ENG, FI)
Clarksdale PS (ENG, FI)
Bruce T. Lindley PS (FI)

Lester B. Pearson HS: Current enrolment is at 61% capacity. Enrolments are expected to decline below 60% capacity.

School	Program	OTG	Port	Total	2016	2017	2018	2019	2020	2021	2022	2023	2024	2025	2026
M.M. Robinson HS Grades 9-12	ENG	1347	12	1599	568	531	512	492	478	490	467	449	452	443	436
	FI				112	106	122	138	141	170	168	172	177	167	168
	SC-SPED				32	32	32	32	32	32	32	32	32	32	32
	Total				712	669	666	662	651	692	667	653	661	642	636
	Available				635	678	681	685	696	655	680	694	686	705	711
Percent Utilization	53%	50%	49%	49%	48%	51%	50%	48%	49%	48%	47%				

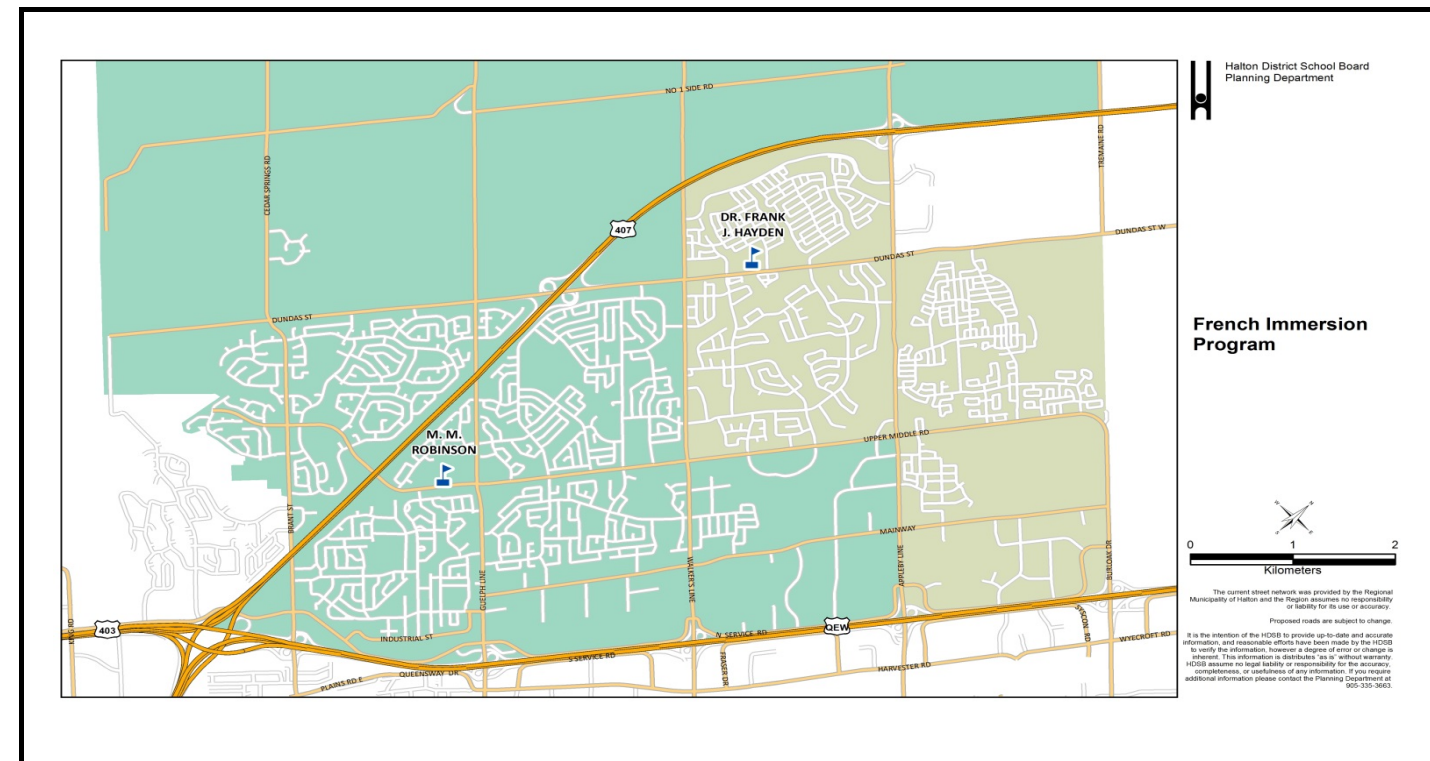
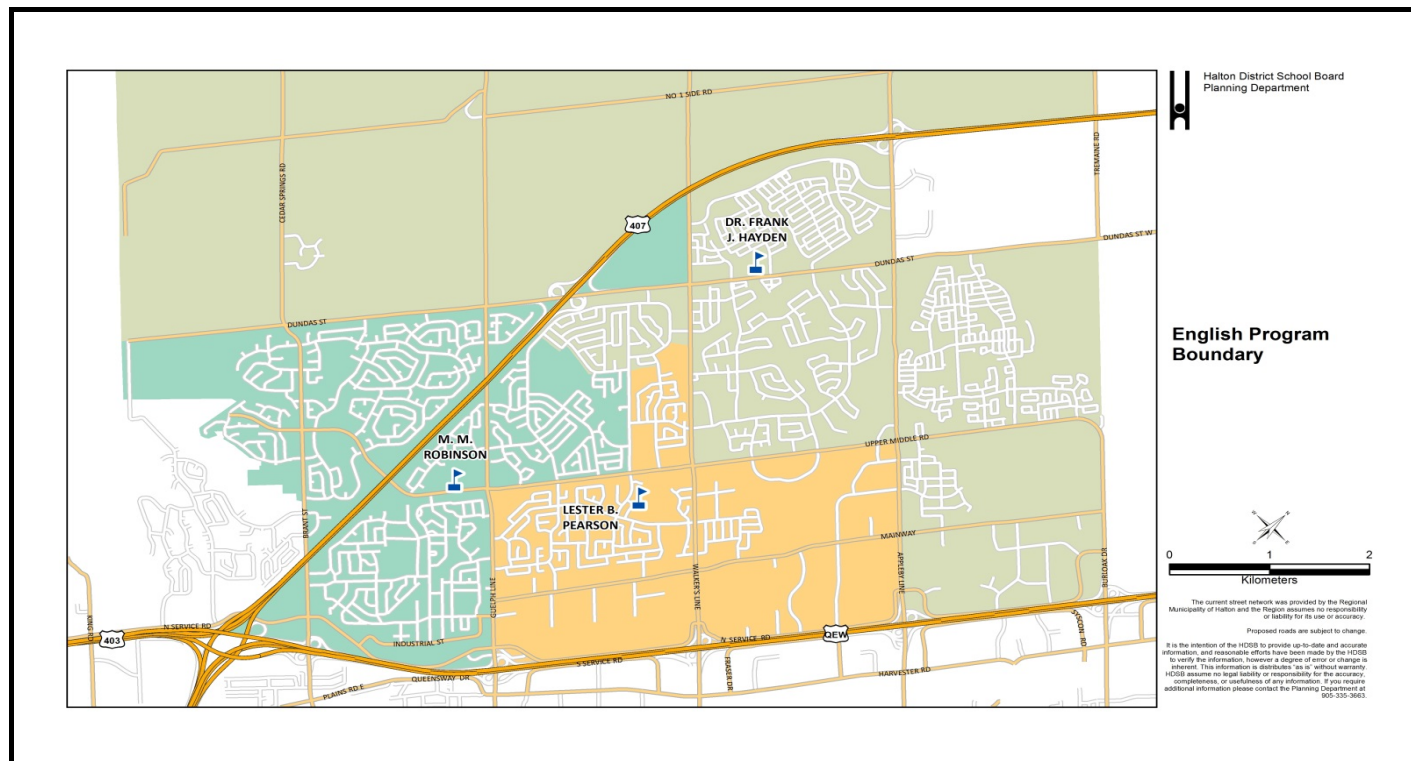
Con't
Feeder Schools
Sir E. MacMillan PS (ENG, EFI)
Dr. Charles Best PS (ENG)
C.H. Norton PS (ENG)

Dr. Frank J Hayden SS: Currently over OTG capacity at a 129% utilization. Enrolment is expected to peak in 2021 at 155% capacity.
Dr. Frank J Hayden SS: Currently a shortage of 342 pupil places. By 2021 there will be a shortage of 656 pupil places.

- Feeder Schools**
Alexander's PS (K-8, dual track)
Alton Village PS (K-8)
Charles R. Beaudoin PS (K-8, dual track, SC-SPED Gifted)
Florence Meares PS (K-8)
John William Boich PS (K-8, dual track)
Orchard Park PS (K-8, dual track)
Kilbride PS (K-8)

School	Program	OTG	Port	Total	2016	2017	2018	2019	2020	2021	2022	2023	2024	2025	2026
Lester B. Pearson HS Grades 9-12	ENG	642	14	936	346	333	318	304	281	290	294	271	277	265	257
	EFI				46	46	52	58	55	56	57	54	55	53	51
	Total				392	379	371	363	336	347	351	325	332	318	308
	Available Pupil Places				250	263	271	279	306	295	291	317	310	324	334
Percent Utilization					61%	59%	58%	57%	52%	54%	55%	51%	52%	50%	48%
Dr. Frank J. Hayden SS Grades 9-12	ENG	1194	12	1446	1285	1378	1418	1428	1432	1453	1416	1391	1360	1294	1248
	FI				251	276	331	355	389	402	405	376	374	356	
	Total				1536	1654	1749	1783	1821	1850	1818	1796	1736	1668	1604
	Shortage of Pupil Places				-342	-460	-555	-589	-627	-656	-624	-602	-542	-474	-410
Percent Utilization					129%	139%	146%	149%	153%	155%	152%	150%	145%	140%	134%
Study Total		2541	24	3045	2640	2702	2786	2808	2808	2889	2836	2774	2729	2628	2548

Option 1 - Redirection to M.M Robinson HS



Rational: Students in the Dundas Triangle are to be directed to M.M Robinson HS, which will correspond with changes to the elementary schools.

Notes
 Board approved changes to FI delivery in June 2016 will result in the commencement of FI in grade 2 from 2018. Impact of these elementary changes will not be experienced at the secondary level until 2024 ..
 398 units are expected in the Dundas Triangle which is north of Dundas St, west of Walker's Line and Southeast of the 407 ETR. Approximately 40 secondary students are expected from this development.
 The Board is currently undergoing a Program and Accommodation Review in which staff recommend to close Lester B. Pearson HS and Burlington Central HS along with some secondary boundary changes. The review is currently in the initial stages and the final decision may impact secondary projections
 Several elementary scenarios have been developed proposing English and FI to attend M.M Robinson HS feeder schools .

Issues
Dr. Frank J. Hayden SS: Remains over OTG capacity.
M.M Robinson HS: Remains underutilized.
Lester B. Pearson HS: Remains underutilized.

Results
M. M. Robinson HS: Students residing in the Dundas Triangle to be directed to M. M. Robinson HS.
M. M. Robinson HS: School is under 60% utilization. Enrolments are expected to decline to 50% utilization.
M. M. Robinson HS: Currently there is 635 available pupil places. By 2021 there will be 613 excess pupil places.
M. M. Robinson HS: This provides 6% increase in student enrolment.

School	Program	OTG	Port	Total	2016	2017	2018	2019	2020	2021	2022	2023	2024	2025	2026	
M.M. Robinson HS Grades 9-12	ENG	1347	12	1599	568	546	544	526	513	526	503	485	489	480	473	
	FI				112	109	128	145	147	176	175	179	183	173	175	
	SC-SPED				32	32	32	32	32	32	32	32	32	32	32	32
	Total				712	687	704	703	692	734	710	696	704	685	680	
	Available Pupil Places				635	660	643	644	655	613	637	651	643	662	667	
Percent Utilization	53%	51%	52%	52%	51%	54%	53%	52%	52%	51%	50%					

Results con't

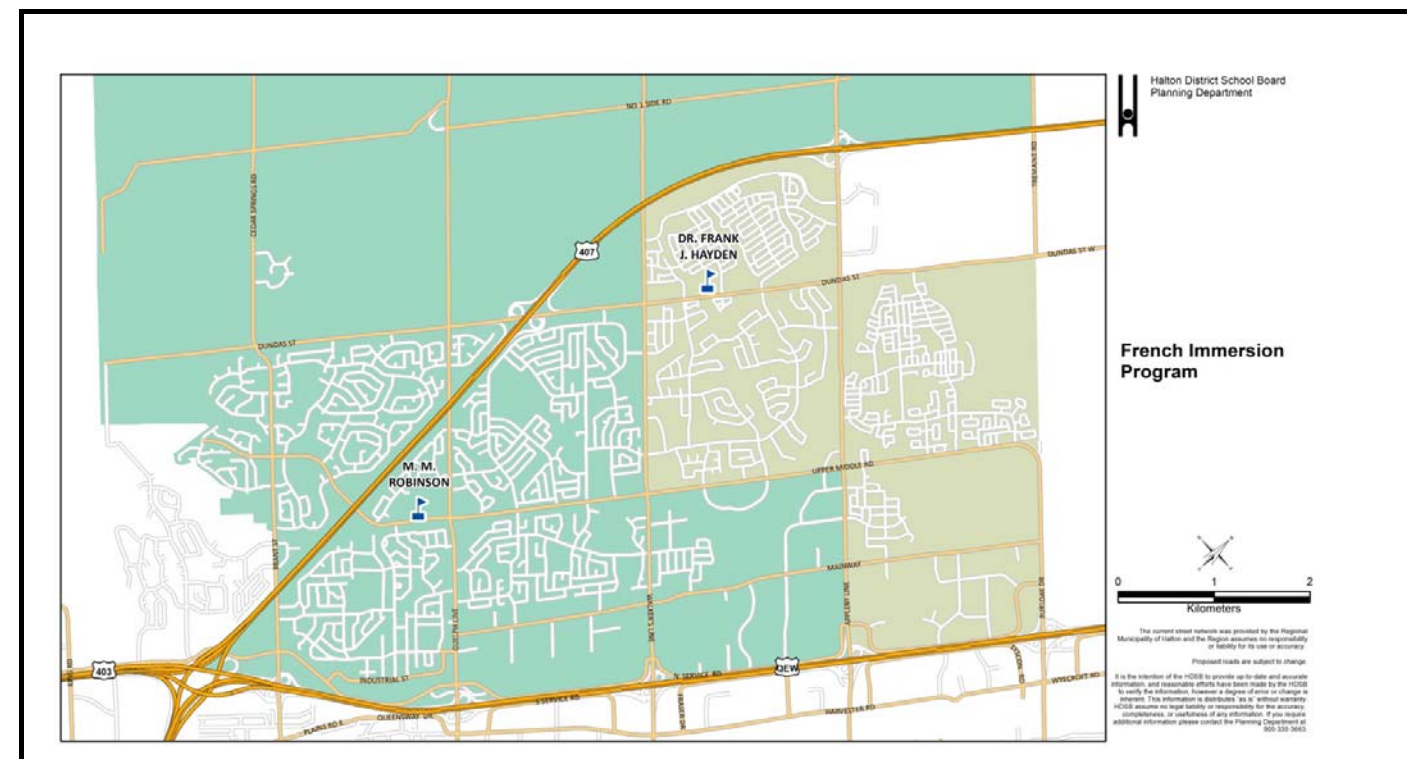
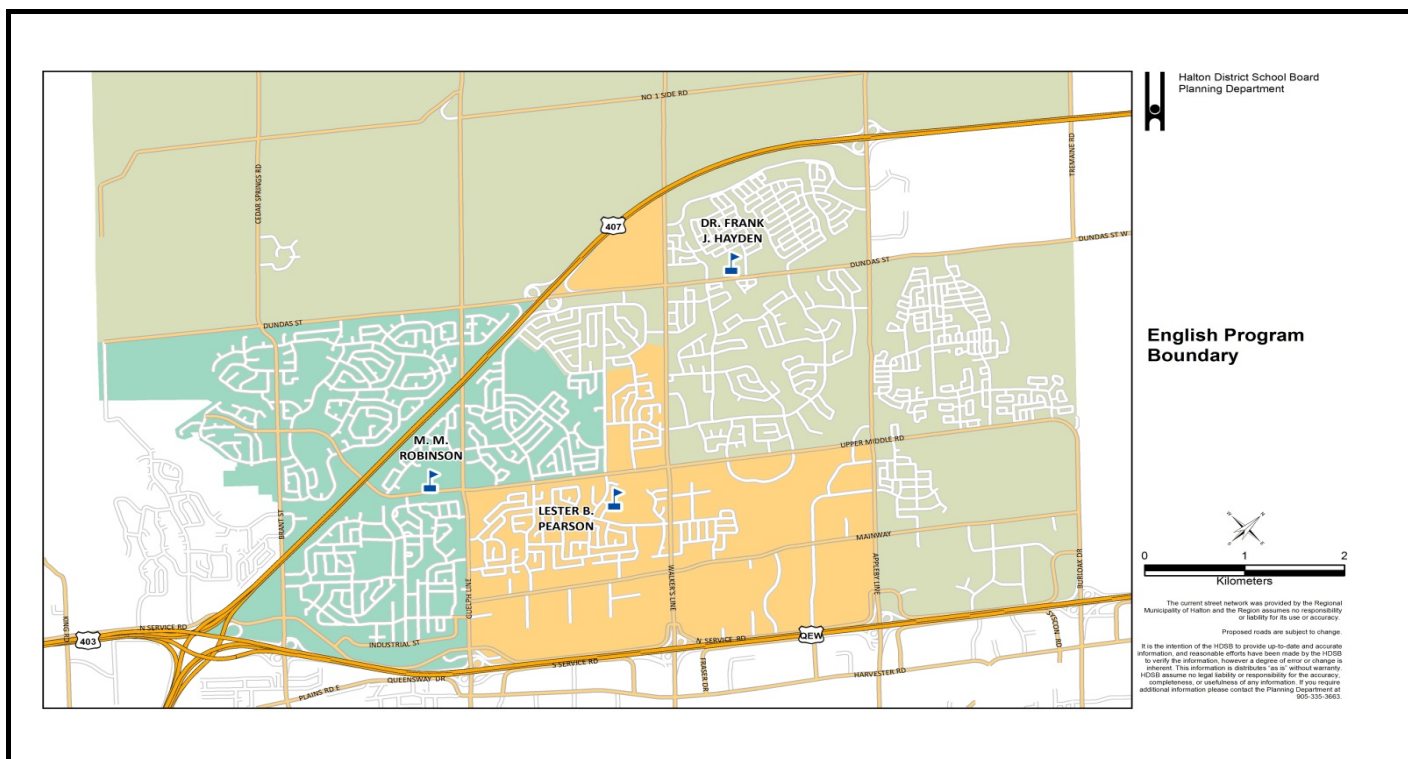
Lester B. Pearson HS: No change to current boundaries.
Dr. Frank J. Hayden SS: School will remain over OTG capacity. Enrolments are expected to peak in 2021 at 151% capacity.
Dr. Frank J. Hayden SS: Currently a shortage of 342 pupil places. By 2021 there will be a shortage of 614 pupil places.
Dr. Frank J. Hayden SS: This represents a decrease of 2% in student enrolment.

This scenario will align with proposed scenarios 1 to 6 for elementary schools.

School	Program	OTG	Port	Total	2016	2017	2018	2019	2020	2021	2022	2023	2024	2025	2026
Lester B. Pearson HS Grades 9-12	ENG	642	14	936	346	333	318	304	281	290	294	271	277	265	257
	FI				46	46	52	58	55	56	57	54	55	53	51
	Total				392	379	371	363	336	347	351	325	332	318	308
	Available Pupil Places				250	263	271	279	306	295	291	317	310	324	334
Percent Utilization					61%	59%	58%	57%	52%	54%	55%	51%	52%	50%	48%
Dr. Frank J. Hayden SS Grades 9-12	ENG	1194	12	1446	1285	1362	1386	1394	1397	1417	1380	1355	1323	1257	1211
	FI				251	274	325	349	383	391	396	399	369	367	350
	Total				1536	1636	1711	1742	1780	1808	1775	1753	1693	1625	1560
	Shortage of Pupil Places				-342	-442	-517	-548	-586	-614	-581	-559	-499	-431	-366
Percent Utilization					129%	137%	143%	146%	149%	151%	149%	147%	142%	136%	131%
Study Total		2541	24	3045	2640	2702	2786	2808	2808	2889	2836	2774	2728	2628	2548

Option 2 - Redirection to Lester B. Pearson HS

12-Dec-16



Rational: Students in the Dundas Triangle are to be directed to Lester B. Pearson HS for English and M.M. Robinson HS for FI, which will correspond with changes to the elementary schools.

Notes
 Board approved changes to FI delivery in June 2016 will result in the commencement of FI in grade 2 from 2018. Impact of these elementary changes will not be experienced at the secondary level until 2024.
 398 units are expected in the Dundas Triangle which is north of Dundas St, west of Walker's Line and Southeast of the 407 ETR. Approximately 40 secondary students are expected from this development.
 The Board is currently undergoing a Program and Accommodation Review in which staff recommend to close Lester B. Pearson HS and Burlington Central HS along with some secondary boundary changes. The review is currently in the initial stages and the final decision may impact secondary projections. Several elementary scenarios have been developed proposing English and FI to attend M.M. Robinson HS feeder schools.

Issues
Dr. Frank J. Hayden SS: Remains over OTG capacity.
M.M. Robinson HS: Remains underutilized.
Lester B. Pearson HS: Remains underutilized.
Lester B. Pearson HS: Is recommended to close in the Burlington Secondary PAR

Results
M.M. Robinson HS: FI students residing in the Dundas Triangle to be directed to M. M. Robinson HS.
M. M. Robinson HS: School is under 60% utilization. Enrolments are expected to decline to below 50% utilization.
M. M. Robinson HS: Currently there is 635 available pupil places. By 2021 there will be 649 excess pupil places.

School	Program	OTG	Port	Total	2016	2017	2018	2019	2020	2021	2022	2023	2024	2025	2026
M.M. Robinson HS Grades 9-12	ENG	1347	12	1599	568	531	512	492	478	490	467	449	452	443	436
	FI				112	109	128	145	147	176	175	179	183	173	175
	SC-SPED				32	32	32	32	32	32	32	32	32	32	32
	Total				712	672	672	669	657	698	674	660	667	648	643
	Available Pupil Places				635	675	675	678	690	649	673	687	680	699	704
Percent Utilization	53%	50%	50%	50%	49%	52%	50%	49%	50%	48%	48%				

Results don't
Lester B. Pearson HS: English students residing in the Dundas Triangle to be directed Lester B. Pearson HS.
Lester B. Pearson HS: Enrolments are expected to increase but continue to remain under 65% capacity.
Lester B. Pearson HS: Currently there is 250 available pupil places. By 2021 there will be 259 excess pupil places.
Lester B. Pearson HS: This provides 5% increase in student enrolment.

Dr. Frank J. Hayden SS: School will remain over OTG capacity. Enrolments are expected to peak in 2021 at 151% capacity.
Dr. Frank J. Hayden SS: Currently a shortage of 342 pupil places. By 2021 there will be a shortage of 614 pupil places.
Dr. Frank J. Hayden SS: This represents a decrease of 2% in student enrolment.

This scenario will align with proposed scenarios 7 & 8 for elementary schools.

School	Program	OTG	Port	Total	2016	2017	2018	2019	2020	2021	2022	2023	2024	2025	2026
Lester B. Pearson HS Grades 9-12	ENG	642	14	936	346	348	351	339	316	326	331	308	314	302	294
	FI				46	46	52	58	55	56	57	54	55	53	51
	Total				392	394	403	397	371	383	388	361	368	355	345
	Available Pupil Places				250	248	239	245	271	259	254	281	274	287	297
	Percent Utilization				61%	61%	63%	62%	58%	60%	60%	56%	57%	55%	54%
Dr. Frank J. Hayden SS Grades 9-12	ENG	1194	12	1446	1285	1362	1386	1394	1397	1417	1380	1355	1323	1257	1211
	FI				251	274	325	349	383	391	396	399	369	367	350
	Total				1536	1636	1711	1742	1780	1808	1775	1753	1693	1625	1560
	Shortage of Pupil Places				-342	-442	-517	-548	-586	-614	-581	-559	-499	-431	-366
	Percent Utilization				129%	137%	143%	146%	149%	151%	149%	147%	142%	136%	131%
Study Total		2541	24	3045	2640	2702	2786	2808	2808	2889	2837	2774	2728	2628	2548