

**STATUS:** Current Boundary and Enrolments for Burlington Secondary Schools

**ISSUES:**

By 2020 there will be approximately 1554 (1179 south of the QEW and 376 north of QEW) available spaces at Burlington high schools.

Overall utilization is near 78%.

There will be an inequality for enrolments between schools north and south of the QEW.

**NOTES:**

**Aldershot HS:** By 2020, utilization rates will be at 87%, with 75 available spaces. Enrolments are expected to continue to decline without anticipated development north of the 403. Development is included in these numbers.

**Aldershot HS:** Aldershot Elementary PS (Grade 7 & 8) is associated with the facility (not included in projections or OTG). Additional OTG capacity available, 218 pupil places (2016).

**Burlington Central HS:** Enrolments are expected to increase. An excess of 268 pupil places is projected by 2020.

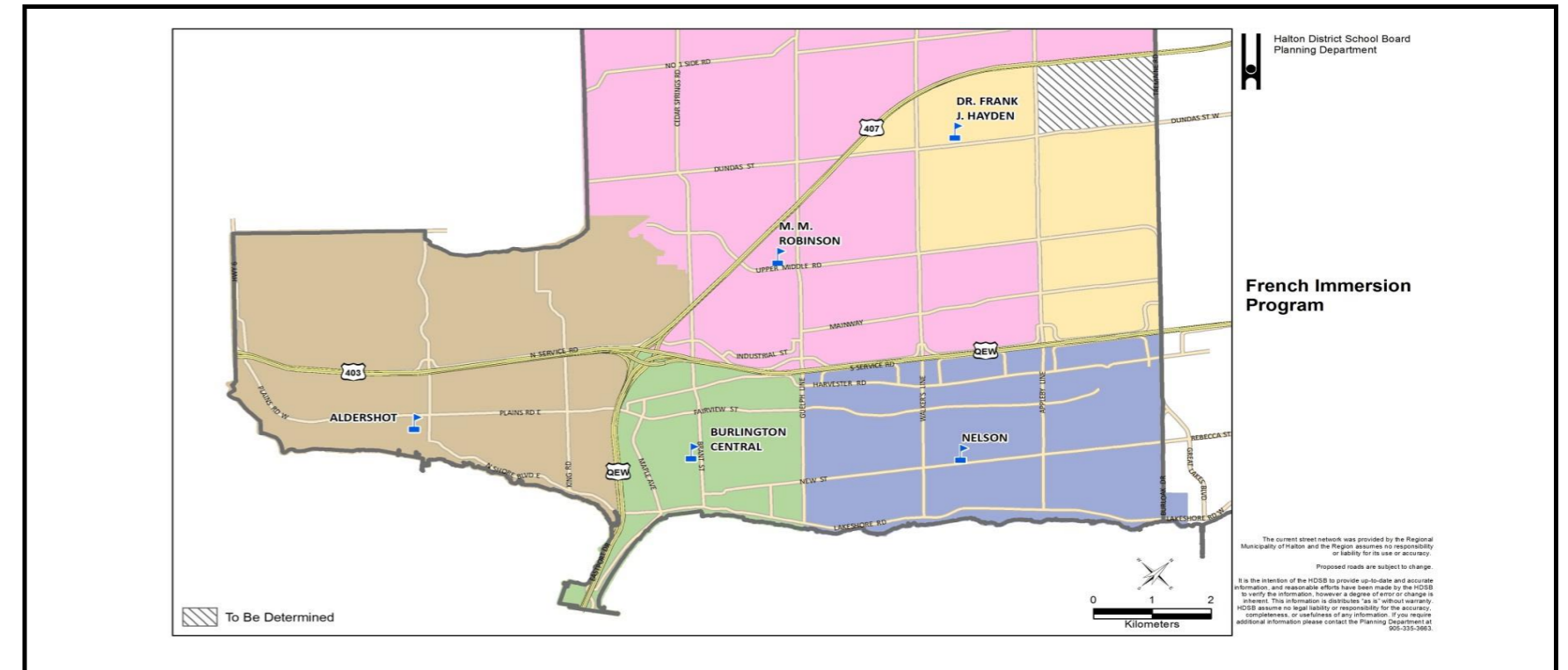
**Burlington Central HS:** Shares a campus with Central PS. The sports field is not owned by HDSB.

**Burlington Central HS:** Burlington Central Elementary PS (Grade 7 & 8) is associated with the facility (not included in projections or OTG). Additional OTG capacity available, 82 pupil places (2016).

**Burlington Central HS:** ESL program is located at this school.

**Nelson HS:** Enrolments are expected to increase to approximately 84% utilization by 2020. There will be approximately 221 available pupil places.

	Program	OTG	Port	Total	2016	2017	2018	2019	2020	2021	2022	2023	2024	2025	2026
Aldershot HS Grades 9-12	ENG	558	10	768	337	358	368	389	381	361	356	343	337	329	343
	FI				99	106	102	102	102	110	114	111	105	114	
	<b>Total</b>				<b>436</b>	<b>464</b>	<b>470</b>	<b>491</b>	<b>483</b>	<b>470</b>	<b>466</b>	<b>457</b>	<b>449</b>	<b>434</b>	<b>457</b>
	<b>Available Pupil Places</b>	122	94	88	67	75	88	92	101	109	124	101			
<b>Percent Utilization</b>	78%	83%	84%	88%	87%	84%	83%	82%	80%	78%	82%				
Burlington Central HS Grades 9-12, ESL Program	ENG	870	6	996	542	532	531	521	505	494	497	501	529	526	525
	FI				54	61	73	79	97	115	118	119	107	108	
	<b>Total</b>				<b>596</b>	<b>593</b>	<b>605</b>	<b>600</b>	<b>602</b>	<b>610</b>	<b>615</b>	<b>620</b>	<b>645</b>	<b>633</b>	<b>632</b>
	<b>Available Pupil Places</b>	274	277	265	270	268	260	255	251	225	237	238			
<b>Percent Utilization</b>	69%	68%	70%	69%	69%	70%	71%	71%	74%	73%	73%				
Nelson HS Grades 9-12, Secondary Gifted Placement	ENG	1341	12	1593	867	890	901	876	869	856	823	835	804	799	783
	FI				139	170	188	211	251	275	303	328	320	295	260
	<b>Total</b>				<b>1006</b>	<b>1060</b>	<b>1089</b>	<b>1087</b>	<b>1120</b>	<b>1131</b>	<b>1127</b>	<b>1162</b>	<b>1124</b>	<b>1094</b>	<b>1043</b>
	<b>Available Pupil Places</b>	335	281	252	254	221	210	214	179	217	247	298			
<b>Percent Utilization</b>	75%	79%	81%	81%	84%	84%	84%	87%	84%	82%	78%				
Robert Bateman HS Grades 9-12, International Baccalaureate Program	ENG	1323	3	1386	560	519	492	497	482	459	439	428	412	437	443
	SC-SPED				226	228	224	224	226	227	225	222	222	219	
	<b>Total</b>				<b>786</b>	<b>747</b>	<b>716</b>	<b>721</b>	<b>709</b>	<b>687</b>	<b>664</b>	<b>650</b>	<b>633</b>	<b>659</b>	<b>662</b>
	<b>Available Pupil Places</b>	537	576	607	602	614	636	659	673	690	664	661			
<b>Percent Utilization</b>	59%	56%	54%	54%	54%	52%	50%	49%	48%	50%	50%				



**NOTES CON'T:**

**Nelson HS:** The Secondary Gifted Placement is located at this school.

**Nelson HS:** Typically attracts students.

**Robert Bateman HS:** By 2020 utilization is expected to decrease to 54%, with approximately 614 available spaces.

**Robert Bateman HS:** Contains several specialized classes; Essential, SC-SPED, a Secondary Centre and the International Baccalaureate Program. These programs attract students from other catchments.

**M.M. Robinson HS:** By 2020, utilization is expected to be 48% and there will be approximately 697 available pupil places.

**Lester B. Pearson HS:** In 2020, there will be 306 available pupil places. Utilization is expected to be at 52%.

**Lester B. Pearson HS:** Sir E. MacMillan PS Extended FI (EXTF) students are directed to this school for grade 9-12 (EXTF)

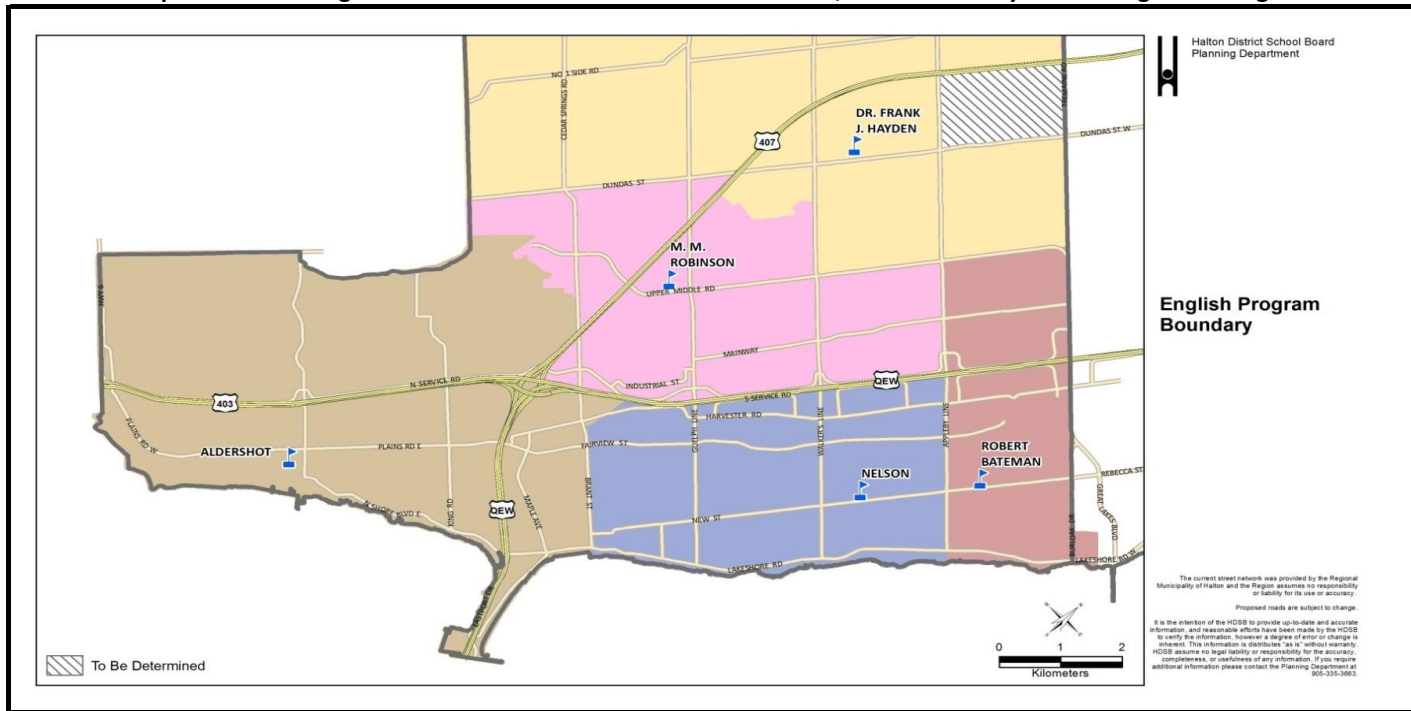
**Dr. Frank J. Hayden SS:** Has exceeded total capacity in 2016 with a shortage of 342 spaces and will continue to grow in enrolments until 2021.

**Dr. Frank J. Hayden SS:** Opened in 2012.

**To Be Determined:** Evergreen Secondary Plan bounded by Dundas St, 407 ETR and Tremaine Rd. Subdivision plan submitted but currently in the Secondary Plan stage. Timing will likely change.

	Program	OTG	Port	Total	2016	2017	2018	2019	2020	2021	2022	2023	2024	2025	2026
M.M. Robinson HS Grades 9-12	ENG	1347	12	1599	568	531	512	492	478	490	467	449	452	443	436
	FI				112	106	122	138	141	170	168	172	177	167	168
	SC-SPED				32	32	32	32	32	32	32	32	32	32	
	<b>Total</b>	<b>712</b>	<b>669</b>	<b>666</b>	<b>662</b>	<b>650</b>	<b>692</b>	<b>667</b>	<b>653</b>	<b>660</b>	<b>642</b>	<b>636</b>			
<b>Available Pupil Places</b>	635	678	681	685	697	655	680	694	687	705	711				
<b>Percent Utilization</b>	53%	50%	49%	49%	48%	51%	50%	48%	49%	48%	47%				
Lester B. Pearson HS Grades 9-12	ENG	642	14	936	346	333	318	304	281	290	294	271	277	265	257
	EXTF				46	46	52	58	55	56	57	54	55	53	51
	<b>Total</b>				<b>392</b>	<b>379</b>	<b>371</b>	<b>363</b>	<b>336</b>	<b>347</b>	<b>351</b>	<b>325</b>	<b>332</b>	<b>318</b>	<b>308</b>
	<b>Available Pupil Places</b>	250	263	271	279	306	295	291	317	311	324	334			
<b>Percent Utilization</b>	61%	59%	58%	57%	52%	54%	55%	51%	52%	50%	48%				
Dr. Frank J. Hayden SS Grades 9-12	ENG	1194	12	1446	1285	1378	1418	1428	1432	1453	1416	1391	1360	1294	1248
	FI				251	276	331	355	389	397	402	405	376	374	356
	<b>Total</b>				<b>1536</b>	<b>1654</b>	<b>1749</b>	<b>1783</b>	<b>1821</b>	<b>1850</b>	<b>1818</b>	<b>1797</b>	<b>1736</b>	<b>1667</b>	<b>1604</b>
	<b>Shortage of Pupil Places</b>	-342	-460	-555	-589	-627	-656	-624	-603	-542	-473	-410			
<b>Percent Utilization</b>	129%	139%	146%	149%	153%	155%	152%	150%	145%	140%	134%				
TBD (Grades 9-12)	ENG				0	0	0	0	0	8	16	25	34	44	46
	FI				0	0	0	0	0	1	3	4	6	8	8
	<b>Total</b>	<b>0</b>	<b>0</b>	<b>0</b>	<b>0</b>	<b>0</b>	<b>9</b>	<b>19</b>	<b>29</b>	<b>40</b>	<b>52</b>	<b>54</b>			
<b>Total</b>		<b>7275</b>	<b>69</b>	<b>8724</b>	<b>5464</b>	<b>5565</b>	<b>5665</b>	<b>5707</b>	<b>5721</b>	<b>5795</b>	<b>5726</b>	<b>5694</b>	<b>5618</b>	<b>5498</b>	<b>5396</b>

Option 19 - Burlington Central HS & Lester B Pearson HS Closes, Dr. Frank J. Hayden SS Program Change



**RATIONALE:** To present the impacts of closing two high schools, Dr. Frank J. Hayden SS undergoes a program and boundary change.

**ISSUES:**

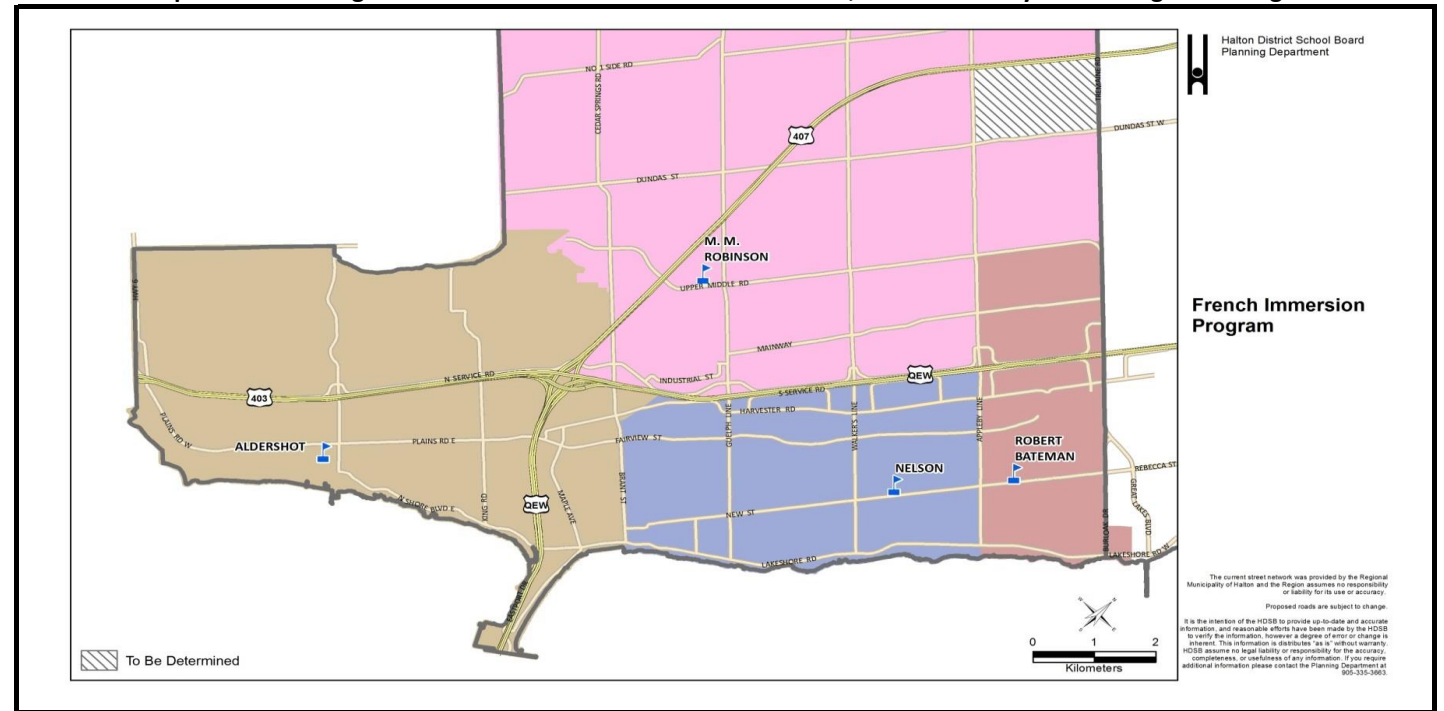
- Aldershot HS exceeds Total Capacity by 2018. Space available from the elementary facility.
- EXTF program added to M.M. Robinson HS.
- FI program added to Robert Bateman HS.
- PAR will be required for the Aldershot and Burlington Central communities.
- John William Boich PS community south of Upper Middle Rd will be directed south of the QEW.

**NOTES:**

- Aldershot HS: Boundary to expand east to Brant St.
- Aldershot HS: Utilization rates to increase to 151% by 2020. It is expected to decline.
- Burlington Central HS: **Closes in June 2018.**
- Nelson HS: Boundary is to be expanded west to Brant Street.
- Nelson HS: FI boundary to divide at Appleby Line.
- Nelson HS: Enrolments expected to increase to 90%, by 2020.
- Robert Bateman HS: FI program added. To include students east of Appleby Line and south of Upper Middle Rd.
- Robert Bateman HS: Utilization rate is expected to increase to 74% by 2020.

School	Program	OTG	Port	Total	2016	2017	2018	2019	2020	2021	2022	2023	2024	2025	2026
					<b>Aldershot HS</b> Grades 9-12	ENG	558	10	768	337	358	702	718	691	664
FI	99	106	139	143	151	167				170	174	169	158	168	
<b>Total</b>	<b>436</b>	<b>464</b>	<b>841</b>	<b>861</b>	<b>842</b>	<b>831</b>				<b>825</b>	<b>816</b>	<b>819</b>	<b>799</b>	<b>823</b>	
<b>Available Pupil Places</b>					122	94	-283	-303	-284	-273	-267	-258	-261	-241	-265
<b>Percent Utilization</b>					78%	83%	151%	154%	151%	149%	148%	146%	147%	143%	147%
<b>Burlington Central HS</b> <b>Closes</b>	ENG	870	6	996	542	532	0	0	0	0	0	0	0	0	0
	FI				54	61	0	0	0	0	0	0	0	0	0
	<b>Total</b>				<b>596</b>	<b>593</b>	<b>0</b>	<b>0</b>	<b>0</b>	<b>0</b>	<b>0</b>	<b>0</b>	<b>0</b>	<b>0</b>	<b>0</b>
	<b>Available Pupil Places</b>					274	277	870	870	870	870	870	870	870	870
<b>Percent Utilization</b>					69%	68%	0%	0%	0%	0%	0%	0%	0%	0%	0%
<b>Nelson HS</b> Grades 9-12, Secondary Gifted Placement, ESL Program	ENG	1341	12	1593	867	890	1093	1061	1053	1034	1006	1021	1005	997	981
	FI				139	170	134	137	156	176	191	202	197	182	168
	<b>Total</b>				<b>1006</b>	<b>1060</b>	<b>1227</b>	<b>1198</b>	<b>1209</b>	<b>1210</b>	<b>1197</b>	<b>1223</b>	<b>1201</b>	<b>1178</b>	<b>1149</b>
	<b>Available Pupil Places</b>					335	281	114	143	132	131	144	118	140	163
<b>Percent Utilization</b>					75%	79%	91%	89%	90%	90%	89%	91%	90%	88%	86%
<b>Robert Bateman HS</b> Grades 9-12, International Baccalaureate Program	ENG	1323	3	1386	560	519	590	601	584	556	532	521	499	523	523
	FI				0	0	104	131	164	178	195	208	204	191	170
	SC-SPED				226	228	224	224	226	227	225	222	221	222	219
	<b>Total</b>	<b>786</b>	<b>747</b>	<b>918</b>	<b>956</b>	<b>975</b>	<b>962</b>	<b>951</b>	<b>951</b>	<b>924</b>	<b>936</b>	<b>912</b>			
<b>Available Pupil Places</b>					537	576	405	367	348	361	372	372	399	387	411
<b>Percent Utilization</b>					59%	56%	69%	72%	74%	73%	72%	72%	70%	71%	69%

Option 19 - Burlington Central HS & Lester B Pearson HS Closes, Dr. Frank J. Hayden SS Program Change

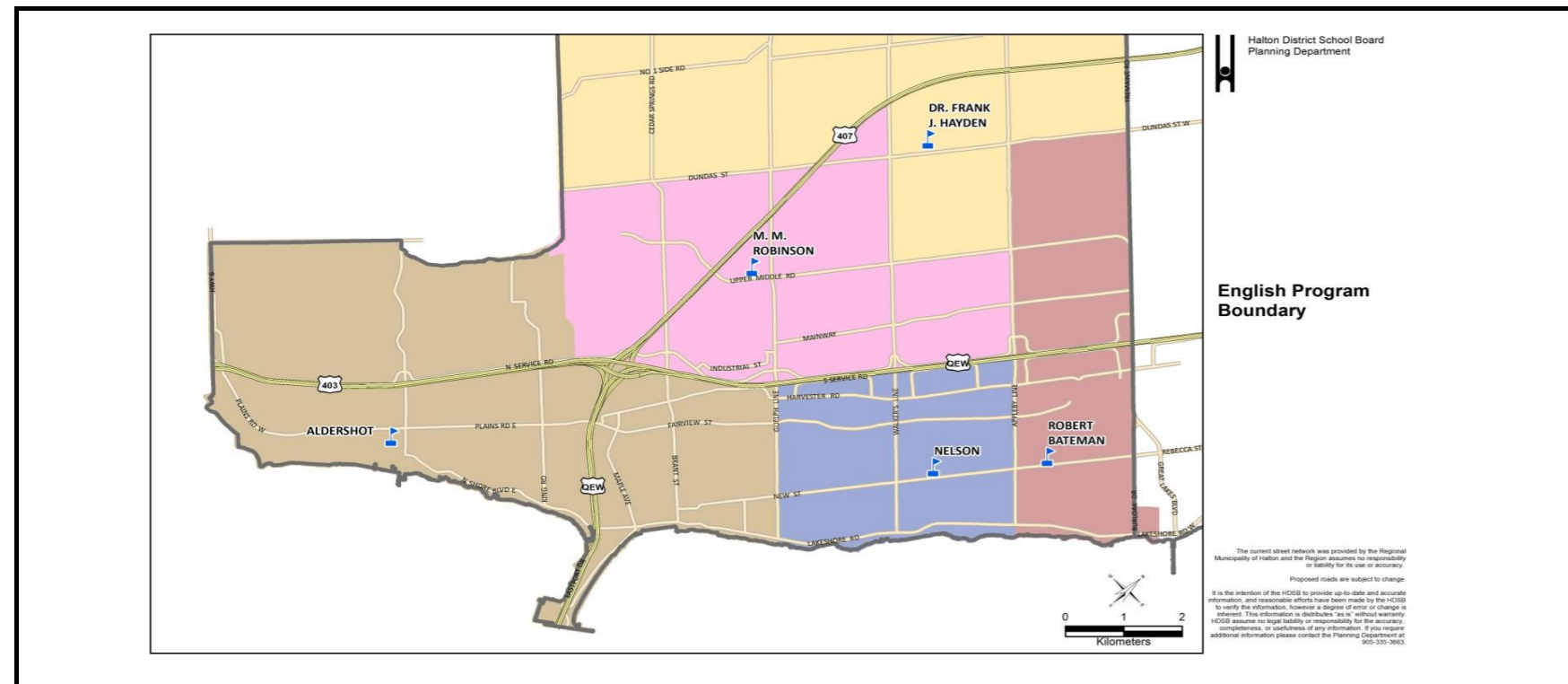


- M.M. Robinson HS: ENG boundary to expand to include Lester B. Pearson HS.
- M.M. Robinson HS: FI boundary to expand to include Dr. Frank J. Hayden SS. (excludes the area south of Upper Middle Rd and east of Appleby Ln)
- M.M. Robinson HS: EXTF program to be added.
- M.M. Robinson HS: Utilization rates are expected to increase to 101% by 2020 and continue to increase until 2021.
- Lester B. Pearson HS: **Closes in June 2018.**
- Dr. Frank J. Hayden SS: Becomes an English-only school.
- Dr. Frank J. Hayden SS: English boundary to shift north of Upper Middle Rd.
- Dr. Frank J. Hayden SS: Utilization rates decreases to 112% by 2020.
- IMPACTS ON ELEMENTARY SCHOOLS**
- Burlington Central Elem PS, Tecumseh PS: Split grade 8 cohort between Aldershot HS and Nelson HS.
- Pineland PS FI: Split grade 8 cohort between Nelson HS and Robert Bateman HS.
- Charles R. Beaudoin PS, Alexander's PS and Orchard Park PS: Split grade 8 cohort between M.M. Robinson (FI) and Dr. Frank J. Hayden (ENG).
- John William Boich PS: Split grade 8 cohort among Dr. Frank J. Hayden SS, M.M. Robinson HS and Robert Bateman HS.
- C.H. Norton PS: Unified cohort.
- Sir E. MacMillan PS to be directed to M.M. Robinson HS.

**RESULTS**

By 2020, there will be approximately 42 available pupil places overall; south of the QEW to have 196 available spaces and north of the QEW to have a shortage of 154 pupil places. Overall a reduction of 1512 secondary pupil places. Approximately 502 students eligible for transportation.

School	Program	OTG	Port	Total	2016	2017	2018	2019	2020	2021	2022	2023	2024	2025	2026
					<b>M.M. Robinson HS</b> Grades 9-12	ENG	1347	12	1599	568	531	830	796	759	780
FI	112	106	438	475	508	545				547	555	530	517	501	
EXTF	0	0	52	58	55	56				57	54	55	53	51	
SC-SPED	32	32	32	32	32	32				32	32	32	32	32	
<b>Total</b>	<b>712</b>	<b>669</b>	<b>1353</b>	<b>1361</b>	<b>1354</b>	<b>1413</b>				<b>1398</b>	<b>1361</b>	<b>1345</b>	<b>1310</b>	<b>1277</b>	
<b>Available Pupil Places</b>					635	678	-6	-14	-7	-66	-51	-14	2	37	70
<b>Percent Utilization</b>					53%	50%	100%	101%	101%	105%	104%	101%	100%	97%	95%
<b>Lester B. Pearson HS</b> <b>Closes</b>	ENG	642	14	936	346	333	0	0	0	0	0	0	0	0	0
	EXTF				46	46	0	0	0	0	0	0	0	0	
	<b>Total</b>				<b>392</b>	<b>379</b>	<b>0</b>	<b>0</b>	<b>0</b>	<b>0</b>	<b>0</b>	<b>0</b>	<b>0</b>	<b>0</b>	
	<b>Available Pupil Places</b>					250	263	642	642	642	642	642	642	642	642
<b>Percent Utilization</b>					61%	59%	0%	0%	0%	0%	0%	0%	0%	0%	
<b>Dr. Frank J. Hayden SS</b> Grades 9-12	ENG	1194	12	1446	1285	1378	1326	1332	1340	1369	1338	1314	1289	1223	1182
	FI				251	276	0	0	0	0	0	0	0	0	
	<b>Total</b>				<b>1536</b>	<b>1654</b>	<b>1326</b>	<b>1332</b>	<b>1340</b>	<b>1369</b>	<b>1338</b>	<b>1314</b>	<b>1289</b>	<b>1223</b>	<b>1182</b>
	<b>Shortage of Pupil Places</b>					-342	-460	-132	-138	-146	-175	-144	-120	-95	-29
<b>Percent Utilization</b>					129%	139%	111%	112%	112%	115%	112%	110%	108%	102%	99%
<b>TBD</b> (Grades 9-12)	ENG				0	0	0	0	0	8	16	25	34	44	46
	FI				0	0	0	0	0	1	3	4	6	8	8
	<b>Total</b>	<b>0</b>	<b>0</b>	<b>0</b>	<b>0</b>	<b>9</b>	<b>19</b>	<b>29</b>	<b>40</b>	<b>52</b>	<b>54</b>				
<b>Total</b>		<b>7275</b>	<b>69</b>	<b>8724</b>	<b>5464</b>	<b>5565</b>	<b>5665</b>	<b>5708</b>	<b>5721</b>	<b>5795</b>	<b>5727</b>	<b>5694</b>	<b>5618</b>	<b>5498</b>	<b>5396</b>



**RATIONALE:** A Program and Accommodation Committee request. (Dec 23, 2016)

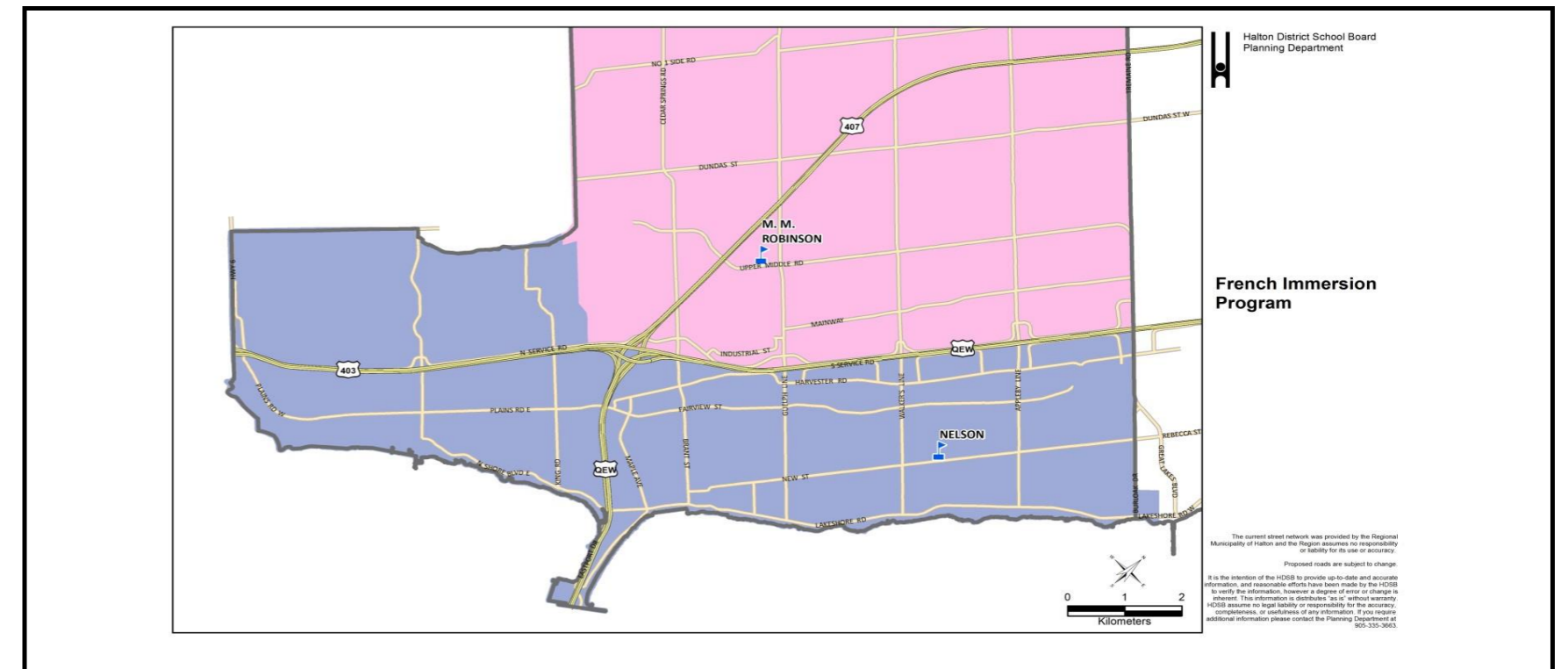
**ISSUES:**

- Aldershot HS, M.M. Robinson HS exceeds Total Capacity .
- FI program removed from Aldershot HS & Dr. Frank J. Hayden SS.
- EXTF program added to M.M. Robinson HS.
- PAR will be required for the Aldershot and Burlington Central communities
- Dr. Frank J. Hayden SS enrolments decline to 65% capacity in 2019 & 2020.

**NOTES:**

- Aldershot HS:** Boundary to expand to include current Burlington Central boundary. The area north of Hwy 403 and east of Halton Conservation lands is redirected to M.M. Robinson HS.
- Aldershot HS:** Utilization rates increase to 149% by 2020., then expected to decrease.
- Aldershot HS:** Becomes an English-only school.
- Burlington Central HS:** Closes in June 2018.
- Nelson HS:** FI boundary to include Aldershot area and south of the QEW.
- Nelson HS:** Utilization rates expected to increase to 96%, by 2020., and continue to grow until 2023.
- Robert Bateman HS:** Utilization rates are expected to increase to 92% by 2020 and then decline.
- Robert Bateman HS:** To receive English students from the Orchard community.
- Robert Bateman HS:** Project to have an excess of 250 pupil places.
- M.M. Robinson HS:** ENG boundary to expand to include Lester B. Pearson HS. and the Aldershot area north of Hwy 403, east of Halton Conservation

	Program	OTG	Port	Total	2016	2017	2018	2019	2020	2021	2022	2023	2024	2025	2026
<b>Aldershot HS</b> Grades 9-12, ESL Program	ENG	558	10	768	337	358	852	855	830	802	800	794	818	809	820
	FI				99	106	0	0	0	0	0	0	0	0	0
	<b>Total</b>				<b>436</b>	<b>464</b>	<b>852</b>	<b>855</b>	<b>830</b>	<b>802</b>	<b>800</b>	<b>794</b>	<b>818</b>	<b>809</b>	<b>820</b>
	<b>Available/Shortage of Pupil Places</b>				122	94	-294	-297	-272	-244	-242	-236	-260	-251	-262
	<b>Percent Utilization</b>				78%	83%	153%	153%	149%	144%	143%	142%	147%	145%	147%
<b>Burlington Central HS</b> Grades 9-12	ENG	870	6	996	542	532	0	0	0	0	0	0	0	0	0
	FI				54	61	0	0	0	0	0	0	0	0	0
	<b>Total</b>				<b>596</b>	<b>593</b>	<b>0</b>	<b>0</b>	<b>0</b>	<b>0</b>	<b>0</b>	<b>0</b>	<b>0</b>	<b>0</b>	<b>0</b>
	<b>Available Pupil Places</b>				274	277	870	870	870	870	870	870	870	870	870
	<b>Percent Utilization</b>				69%	68%	0%	0%	0%	0%	0%	0%	0%	0%	0%
<b>Nelson HS</b> Grades 9-12, Secondary Gifted Placement	ENG	1341	12	1593	867	890	901	876	869	856	823	835	804	799	783
	FI				139	170	336	360	413	459	492	520	507	470	442
	<b>Total</b>				<b>1006</b>	<b>1060</b>	<b>1236</b>	<b>1237</b>	<b>1282</b>	<b>1315</b>	<b>1315</b>	<b>1355</b>	<b>1311</b>	<b>1268</b>	<b>1225</b>
	<b>Available/Shortage of Pupil Places</b>				335	281	105	104	59	26	26	-14	30	73	116
	<b>Percent Utilization</b>				75%	79%	92%	92%	96%	98%	98%	101%	98%	95%	91%
<b>Robert Bateman HS</b> Grades 9-12, International Baccalaureate Program	ENG	1323	3	1386	560	519	978	1015	989	937	893	854	803	800	774
	SC-SPED				226	228	224	224	226	227	225	222	222	219	
	<b>Total</b>				<b>786</b>	<b>747</b>	<b>1202</b>	<b>1239</b>	<b>1216</b>	<b>1164</b>	<b>1117</b>	<b>1076</b>	<b>1025</b>	<b>1022</b>	<b>992</b>
	<b>Available Pupil Places</b>				537	576	121	84	107	159	206	247	298	301	331
	<b>Percent Utilization</b>				59%	56%	91%	94%	92%	88%	84%	81%	77%	77%	75%



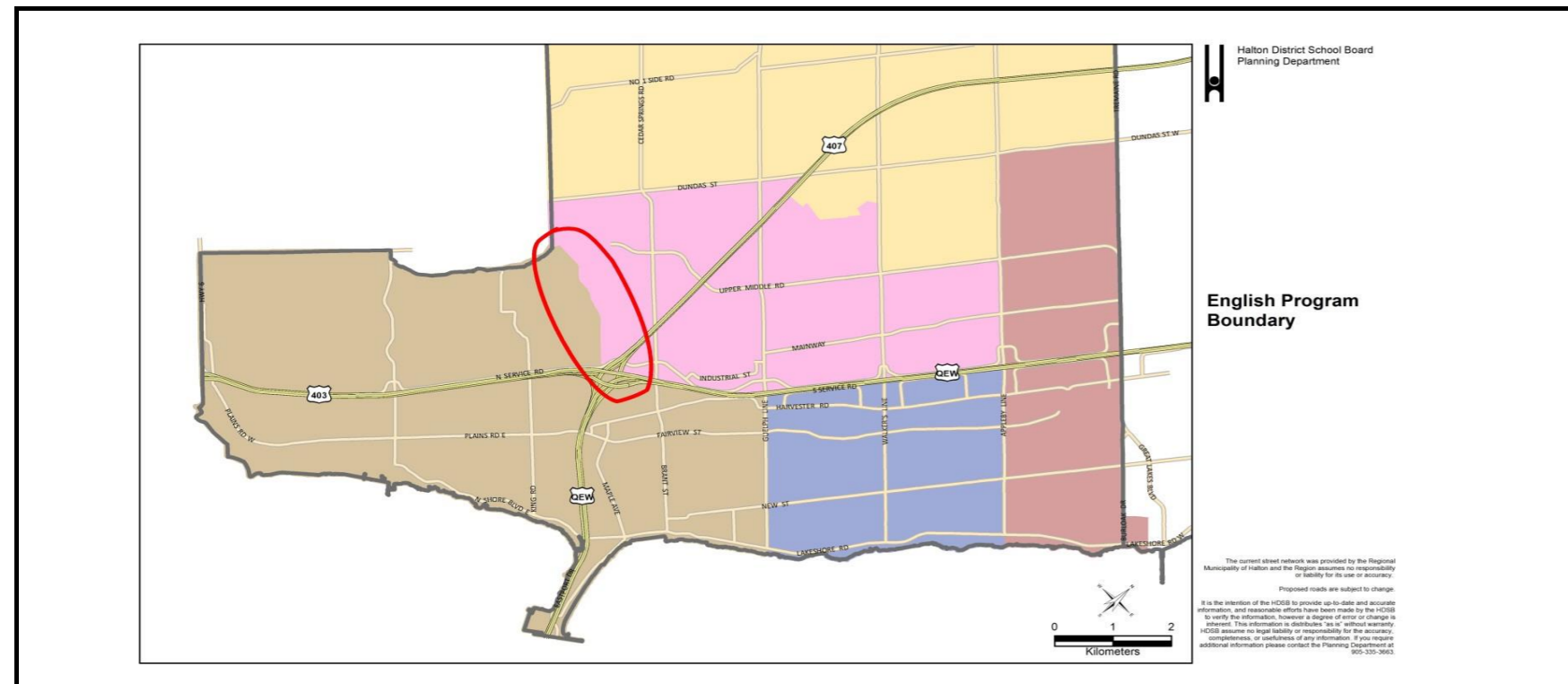
**NOTES CON'T:**

- M.M. Robinson HS:** FI boundary to expand to include Dr. Frank J. Hayden SS.
- M.M. Robinson HS:** EXTF program to be added.
- M.M. Robinson HS:** Utilization rates are expected to increase to 120% by 2020 and continue to increase until 2021.
- Lester B. Pearson HS:** Closes in June 2018.
- Dr. Frank J. Hayden SS:** Becomes an English-only school.
- Dr. Frank J. Hayden SS:** English boundary to include areas north of Dundas St, Florence Mears PS and Charles R. Beaudoin PS catchments
- Dr. Frank J. Hayden SS:** Utilization rates decreases to 65% by 2020 but will increase until 2024.
- TDB:** Assigned to Dr. Frank J. Hayden SS (ENG) and M.M. Robinson HS (FI)
- IMPACTS ON ELEMENTARY SCHOOLS**
- Aldershot Elem PS:** Split grade 8 English cohort among M.M. Robinson HS (ENG, FI), Aldershot HS (ENG), Nelson HS (FI).
- Orchard Park PS, John William Boich PS and Alexander's PS :** Split grade 8 cohort between M.M. Robinson HS (FI) and Robert Bateman HS.(ENG).
- Charles R. Beaudoin PS:** Split grade 8 cohort between Dr. Frank J. Hayden SS (ENG) and M.M. Robinson HS (FI).
- Florence Mears PS:** Split grade 8 cohort between Dr. Frank J. Hayden SS and M.M. Robinson HS .
- C.H. Norton PS:** Unified cohort.
- Sir E. MacMillan PS** to be directed to M.M. Robinson HS.

**RESULTS**

By 2020, there will be approximately 42 available pupil places overall; south of the QEW will have a shortage of 105 pupil places and north of the QEW to have 147 available pupil places. Overall a reduction of 1512 secondary pupil places.

	Program	OTG	Port	Total	2016	2017	2018	2019	2020	2021	2022	2023	2024	2025	2026
<b>M.M. Robinson HS</b> Grades 9-12	ENG	1347	12	1599	568	531	1009	987	959	987	967	919	915	893	873
	FI				112	106	481	526	567	608	613	623	598	585	572
	EXTF				0	0	52	58	55	56	57	54	55	53	51
	SC-SPED				32	32	32	32	32	32	32	32	32	32	32
	<b>Total</b>				<b>712</b>	<b>669</b>	<b>1574</b>	<b>1603</b>	<b>1612</b>	<b>1683</b>	<b>1669</b>	<b>1628</b>	<b>1601</b>	<b>1562</b>	<b>1529</b>
	<b>Available/Shortage of Pupil Places</b>				635	678	-227	-256	-265	-336	-322	-281	-254	-215	-182
	<b>Percent Utilization</b>				53%	50%	117%	119%	120%	125%	124%	121%	119%	116%	113%
<b>Lester B. Pearson HS</b> Grades 9-12	ENG	642	14	936	346	333	0	0	0	0	0	0	0	0	0
	EXTF				46	46	0	0	0	0	0	0	0	0	0
	<b>Total</b>				<b>392</b>	<b>379</b>	<b>0</b>	<b>0</b>	<b>0</b>	<b>0</b>	<b>0</b>	<b>0</b>	<b>0</b>	<b>0</b>	<b>0</b>
	<b>Available Pupil Places</b>				250	263	642	642	642	642	642	642	642	642	642
	<b>Percent Utilization</b>				61%	59%	0%	0%	0%	0%	0%	0%	0%	0%	
<b>Dr. Frank J. Hayden SS</b> Grades 9-12	ENG	1194	12	1446	1285	1378	801	773	781	830	825	842	864	836	829
	FI				251	276	0	0	0	0	0	0	0	0	0
	<b>Total</b>				<b>1536</b>	<b>1654</b>	<b>801</b>	<b>773</b>	<b>781</b>	<b>830</b>	<b>825</b>	<b>842</b>	<b>864</b>	<b>836</b>	<b>829</b>
	<b>Available/Shortage of Pupil Places</b>				-342	-460	393	421	413	364	369	352	330	358	365
	<b>Percent Utilization</b>				129%	139%	67%	65%	65%	70%	69%	71%	72%	70%	69%
<b>TBD</b> (Grades 9-12)	ENG				0	0	0	0	0	0	0	0	0	0	0
	FI				0	0	0	0	0	0	0	0	0	0	0
	<b>Total</b>				<b>0</b>	<b>0</b>	<b>0</b>	<b>0</b>	<b>0</b>	<b>0</b>	<b>0</b>	<b>0</b>	<b>0</b>	<b>0</b>	<b>0</b>
<b>Total</b>		<b>7275</b>	<b>69</b>	<b>8724</b>	<b>5464</b>	<b>5565</b>	<b>5665</b>	<b>5707</b>	<b>5721</b>	<b>5795</b>	<b>5726</b>	<b>5694</b>	<b>5618</b>	<b>5498</b>	<b>5395</b>



**RATIONALE:** A Program and Accommodation Committee request. (Dec 23, 2016)

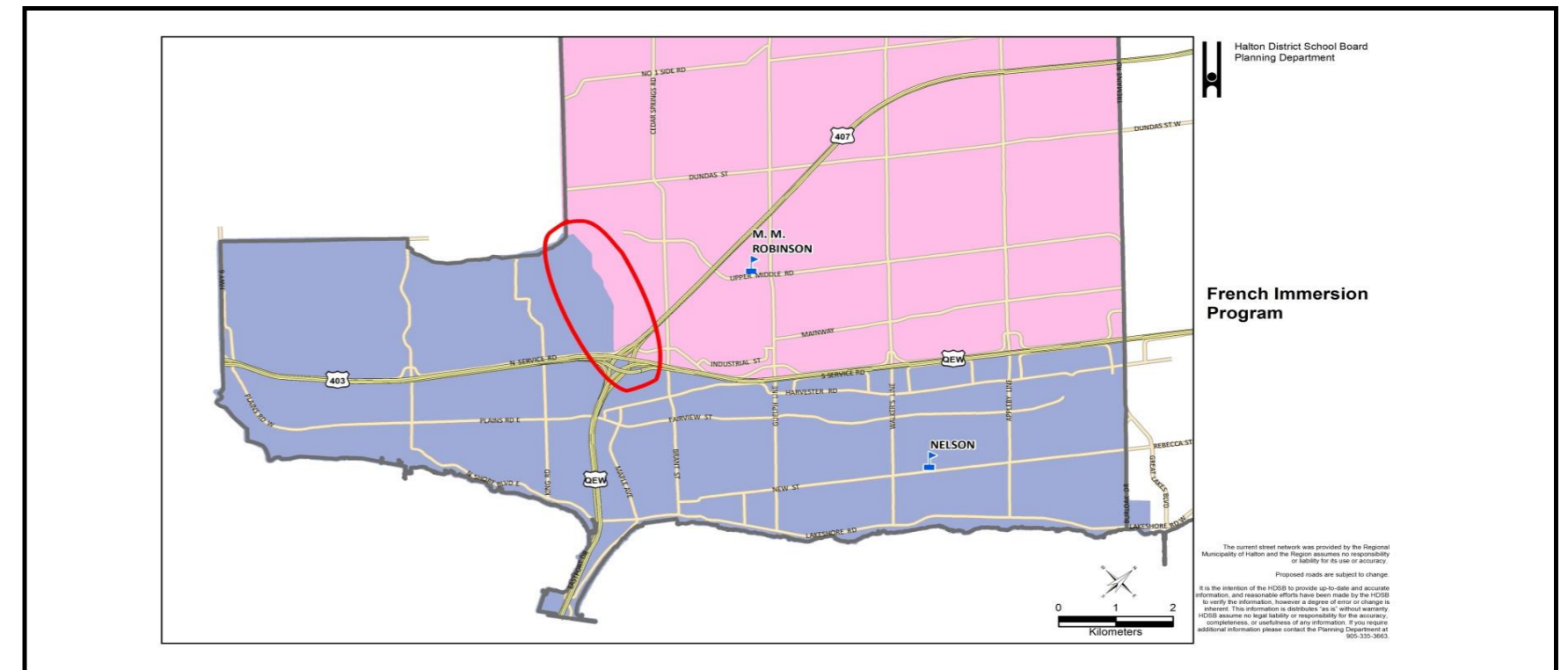
**ISSUES:**

- Aldershot HS, M.M. Robinson HS exceeds Total Capacity .
- FI program removed from Aldershot HS & Dr. Frank J. Hayden SS.
- EXTF program added to M.M. Robinson HS.
- PAR will be required for the Aldershot and Burlington Central communities
- Dr. Frank J. Hayden SS enrolments decline to 65% capacity in 2019 & 2020.

**NOTES:**

- Aldershot HS:** Boundary to expand to include current Burlington Central boundary. The area north of Hwy 403 and east of Kerns Road is redirected to M.M. Robinson HS.
- Aldershot HS:** Utilization rates increase to 152% by 2020., then decline
- Aldershot HS:** Becomes an English-only school.
- Burlington Central HS:** Closes in June 2018.
- Nelson HS:** FI boundary to include Aldershot area and south of the QEW.
- Nelson HS:** Utilization rates expected to increase to 97%, by 2020, and continue to grow until 2023.
- Robert Bateman HS:** Utilization rates are expected to increase to 92% by 2020 and then decline.
- Robert Bateman HS:** To receive English students from the Orchard community.
- Robert Bateman HS:** Project to have an excess of 250 pupil places.
- M.M. Robinson HS:** ENG boundary to expand to include Lester B. Pearson HS. and the Aldershot area north of Hwy 403. and east of Kerns Rd.

	Program	OTG	Port	Total	2016	2017	2018	2019	2020	2021	2022	2023	2024	2025	2026	
<b>Aldershot HS</b> Grades 9-12, ESL Program	ENG	558	10	768	337	358	864	870	846	817	815	808	832	822	834	
	FI				99	106	0	0	0	0	0	0	0	0	0	0
	<b>Total</b>				<b>436</b>	<b>464</b>	<b>864</b>	<b>870</b>	<b>817</b>	<b>815</b>	<b>808</b>	<b>832</b>	<b>822</b>	<b>834</b>		
	<b>Available/Shortage of Pupil Places</b>					122	94	-306	-312	-288	-259	-257	-250	-274	-264	-276
<b>Percent Utilization</b>					78%	83%	155%	156%	152%	146%	146%	145%	149%	147%	149%	
<b>Burlington Central HS</b> Grades 9-12	ENG	870	6	996	542	532	0	0	0	0	0	0	0	0	0	
	FI				54	61	0	0	0	0	0	0	0	0	0	
	<b>Total</b>				<b>596</b>	<b>593</b>	<b>0</b>	<b>0</b>	<b>0</b>	<b>0</b>	<b>0</b>	<b>0</b>	<b>0</b>	<b>0</b>	<b>0</b>	<b>0</b>
	<b>Available Pupil Places</b>					274	277	870	870	870	870	870	870	870	870	
<b>Percent Utilization</b>					69%	68%	0%	0%	0%	0%	0%	0%	0%	0%		
<b>Nelson HS</b> Grades 9-12, Secondary Gifted Placement	ENG	1341	12	1593	867	890	901	876	869	856	823	835	804	799	783	
	FI				139	170	345	372	428	476	509	537	523	485	459	
	<b>Total</b>				<b>1006</b>	<b>1060</b>	<b>1245</b>	<b>1248</b>	<b>1297</b>	<b>1332</b>	<b>1332</b>	<b>1372</b>	<b>1328</b>	<b>1284</b>	<b>1242</b>	
	<b>Available/Shortage of Pupil Places</b>					335	281	96	93	44	9	9	-31	13	57	99
<b>Percent Utilization</b>					75%	79%	93%	93%	97%	99%	99%	102%	99%	96%	93%	
<b>Robert Bateman HS</b> Grades 9-12, International Baccalaureate Program	ENG	1323	3	1386	560	519	978	1015	989	937	893	854	803	800	774	
	SC-SPED				226	228	224	224	226	227	225	222	222	219		
	<b>Total</b>				<b>786</b>	<b>747</b>	<b>1202</b>	<b>1239</b>	<b>1216</b>	<b>1164</b>	<b>1117</b>	<b>1076</b>	<b>1025</b>	<b>1023</b>	<b>992</b>	
	<b>Available Pupil Places</b>					537	576	121	84	107	159	206	247	298	301	331
<b>Percent Utilization</b>					59%	56%	91%	94%	92%	88%	84%	81%	77%	77%	75%	



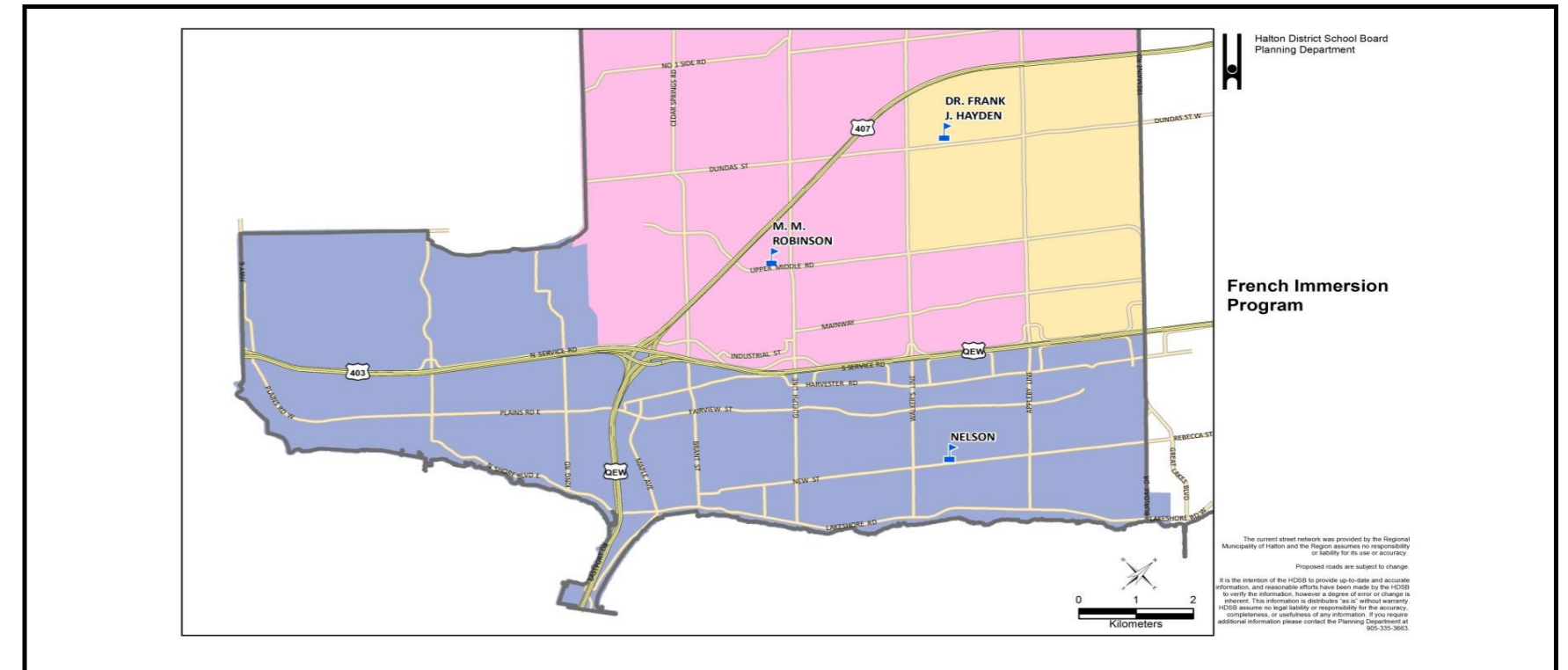
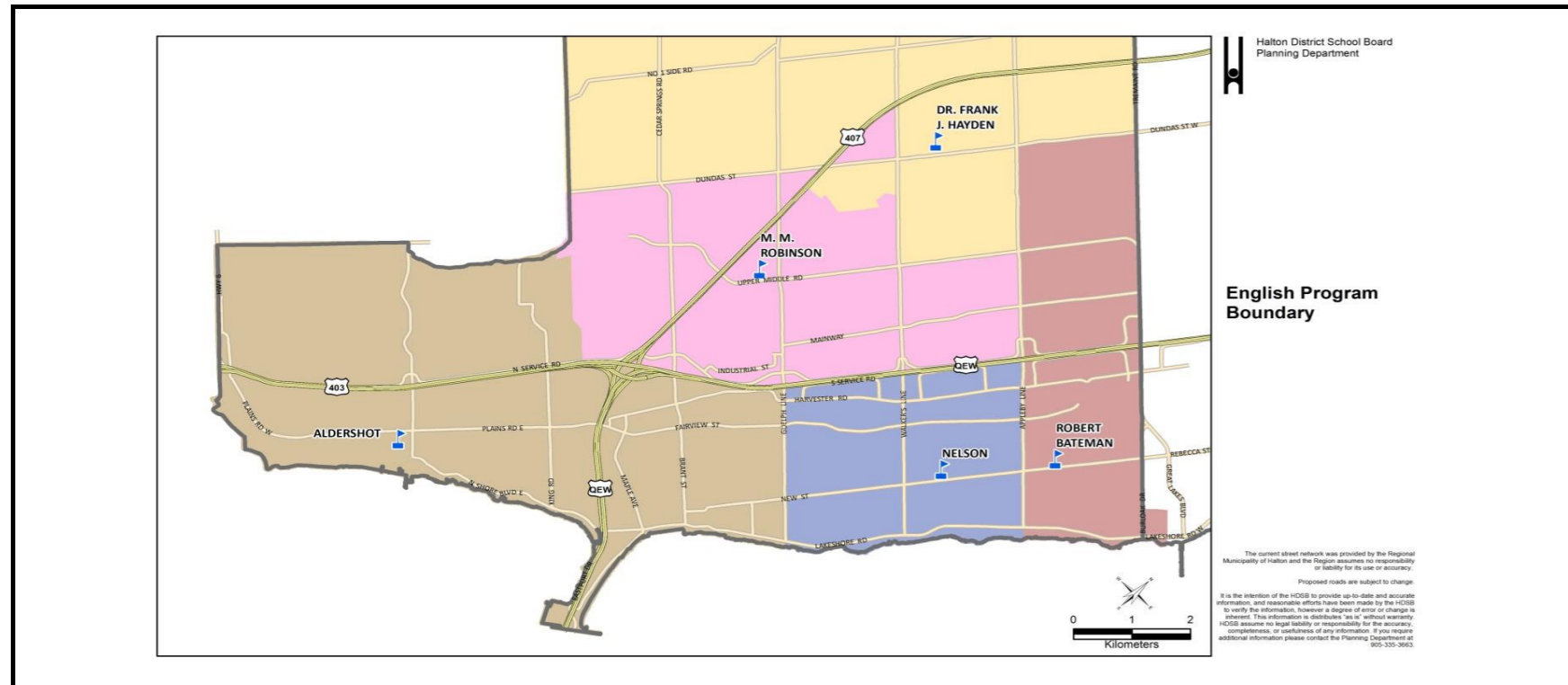
**NOTES CON'T:**

- M.M. Robinson HS:** FI boundary to expand to include Dr. Frank J. Hayden SS.
- M.M. Robinson HS:** EXTF program to be added.
- M.M. Robinson HS:** Utilization rates are expected to increase to 117% by 2020 and continue to increase until 2021.
- Lester B. Pearson HS:** Closes in June 2018.
- Dr. Frank J. Hayden SS:** Becomes an English-only school.
- Dr. Frank J. Hayden SS:** English boundary to include areas north of Dundas St, Florence Mears PS and Charles R. Beaudoin PS catchments
- Dr. Frank J. Hayden SS:** Utilization rates decreases to 65% by 2020 but will increase until 2024.
- TDB:** Assigned to Dr. Frank J. Hayden SS (ENG) and M.M. Robinson HS (FI)
- IMPACTS ON ELEMENTARY SCHOOLS**
- Aldershot Elem PS:** Split grade 8 English cohort among M.M. Robinson HS (ENG, FI), Aldershot HS (ENG), Nelson HS (FI).
- Orchard Park PS, John William Boich PS and Alexander's PS :** Split grade 8 cohort between M.M. Robinson HS (FI) and Robert Bateman HS.(ENG).
- Charles R. Beaudoin PS:** Split grade 8 cohort between Dr. Frank J. Hayden SS (ENG) and M.M. Robinson HS (FI).
- Florence Mears PS:** Split grade 8 cohort between Dr. Frank J. Hayden SS and M.M. Robinson HS .
- C.H. Norton PS:** Unified cohort.
- Sir E. MacMillan PS** to be directed to M.M. Robinson HS.

**RESULTS**

By 2020, there will be approximately 42 available pupil places overall; south of the QEW will have a shortage of 137 pupil places and north of the QEW to have 179 available pupil places. Overall a reduction of 1512 secondary pupil places.

	Program	OTG	Port	Total	2016	2017	2018	2019	2020	2021	2022	2023	2024	2025	2026			
<b>M.M. Robinson HS</b> Grades 9-12	ENG	1347	12	1599	568	531	997	972	942	972	952	905	902	880	860			
	FI				112	106	472	514	551	591	596	606	581	569	555			
	EXTF				0	0	52	58	55	56	57	54	55	53	51			
	SC-SPED				32	32	32	32	32	32	32	32	32	32	32			
	<b>Total</b>				<b>712</b>	<b>669</b>	<b>1553</b>	<b>1577</b>	<b>1581</b>	<b>1651</b>	<b>1637</b>	<b>1596</b>	<b>1570</b>	<b>1534</b>	<b>1499</b>			
	<b>Available/Shortage of Pupil Places</b>					635	678	-206	-230	-234	-304	-290	-249	-223	-187	-152		
<b>Percent Utilization</b>					53%	50%	115%	117%	117%	123%	122%	118%	117%	114%	111%			
<b>Lester B. Pearson HS</b> Grades 9-12	ENG	642	14	936	346	333	0	0	0	0	0	0	0	0	0			
	EXTF				46	46	0	0	0	0	0	0	0	0				
	<b>Total</b>				<b>392</b>	<b>379</b>	<b>0</b>	<b>0</b>	<b>0</b>	<b>0</b>	<b>0</b>	<b>0</b>	<b>0</b>	<b>0</b>				
	<b>Available Pupil Places</b>					250	263	642	642	642	642	642	642	642	642			
<b>Percent Utilization</b>					61%	59%	0%	0%	0%	0%	0%	0%	0%	0%				
<b>Dr. Frank J. Hayden SS</b> Grades 9-12	ENG	1194	12	1446	1285	1378	801	773	781	830	825	842	864	836	829			
	FI				251	276	0	0	0	0	0	0	0	0				
	<b>Total</b>				<b>1536</b>	<b>1654</b>	<b>801</b>	<b>773</b>	<b>781</b>	<b>830</b>	<b>825</b>	<b>842</b>	<b>864</b>	<b>836</b>	<b>829</b>			
	<b>Available/Shortage of Pupil Places</b>					-342	-460	393	421	413	364	369	352	330	358	365		
<b>Percent Utilization</b>					129%	139%	67%	65%	65%	70%	69%	71%	72%	70%	69%			
<b>TBD</b> (Grades 9-12)	ENG				0	0	0	0	0	0	0	0	0	0	0			
	FI				0	0	0	0	0	0	0	0	0	0	0			
	<b>Total</b>	<b>0</b>	<b>0</b>	<b>0</b>	<b>0</b>	<b>0</b>	<b>0</b>	<b>0</b>	<b>0</b>	<b>0</b>	<b>0</b>	<b>0</b>	<b>0</b>	<b>0</b>	<b>0</b>			
<b>Total</b>					<b>7275</b>	<b>69</b>	<b>8724</b>	<b>5464</b>	<b>5565</b>	<b>5665</b>	<b>5707</b>	<b>5721</b>	<b>5795</b>	<b>5726</b>	<b>5694</b>	<b>5618</b>	<b>5498</b>	<b>5396</b>



**RATIONALE:** A Program and Accommodation Committee request. (Dec 23, 2016)

**ISSUES:**

- Aldershot HS exceeds total capacity.
- FI program removed from Aldershot HS
- EXTF program added to M.M. Robinson HS.
- PAR will be required for the Aldershot and Burlington Central communities

**NOTES:**

- Aldershot HS:** Boundary to expand to include current Burlington Central boundary. The area north of Hwy 403 and east of Halton Conservation lands is redirected to M.M. Robinson HS.
- Aldershot HS:** Utilization rates increase to 149% by 2020, then expected to decrease.
- Aldershot HS:** Becomes an English-only school.
- Burlington Central HS:** Closes in June 2018.
- Nelson HS:** FI boundary to include Aldershot area and south of the QEW.
- Nelson HS:** Utilization rates expected to increase to 96%, by 2020., and continue to grow until 2023.
- Robert Bateman HS:** Utilization rates are expected to increase to 92% by 2020 and then decline.
- Robert Bateman HS:** To receive English students from the Orchard community.
- Robert Bateman HS:** Project to have an excess of 250 pupil places.
- M.M. Robinson HS:** ENG boundary to expand to include Lester B. Pearson HS. and the Aldershot area north of Hwy 403, east of Halton Conservation lands.

**NOTES CON'T:**

- M.M. Robinson HS:** EXTF program to be added.
- M.M. Robinson HS:** Utilization rates are expected to increase to 83% by 2020 and continue to increase until 2021.
- Lester B. Pearson HS:** Closes in June 2018.
- Dr. Frank J. Hayden SS:** Becomes an English-only school.
- Dr. Frank J. Hayden SS:** English boundary to include areas north of Dundas St, Florence Mears PS and Charles R. Beaudoin PS catchments
- Dr. Frank J. Hayden SS:** FI boundary to include areas east of Walker's Line, south of 407 ETR, and the Orchard community.
- Dr. Frank J. Hayden SS:** Utilization rates decreases to 107% by 2020 but will increase until 2024.
- TDB:** Assigned to Dr. Frank J. Hayden SS

**IMPACTS ON ELEMENTARY SCHOOLS**

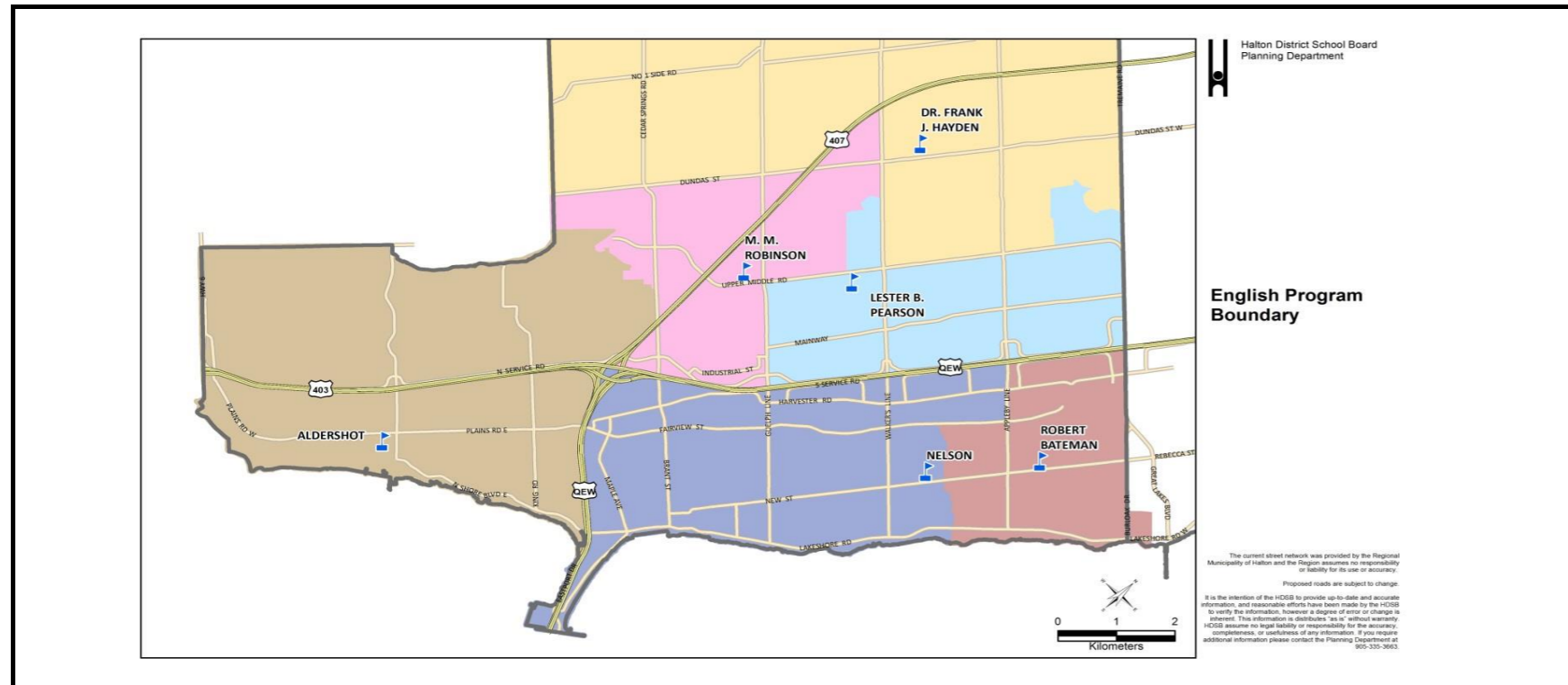
- Aldershot Elem PS:** Split grade 8 English cohort among M.M. Robinson HS (ENG, FI), Aldershot HS (ENG), Nelson HS (FI).
- Orchard Park PS, John William Boich PS and Alexander's PS:** Split grade 8 cohort between Dr. Frank J. Hayden SS (FI) and Robert Bateman HS (ENG).
- Florence Meares PS:** Split grade 8 cohort between Dr. Frank J. Hayden SS and M.M. Robinson HS.
- C.H. Norton PS:** Unified cohort.
- Sir E. MacMillan PS** to be directed to M.M. Robinson HS.

**RESULTS**

By 2020, there will be approximately 42 available pupil places overall; south of the QEW will have a shortage of 105 pupil places and north of the QEW will have 147 available pupil places. Overall a reduction of 1512 secondary pupil places.

	Program	OTG	Port	Total	2016	2017	2018	2019	2020	2021	2022	2023	2024	2025	2026
<b>Aldershot HS</b> Grades 9-12, ESL Program	ENG	558	10	768	337	358	852	855	830	802	800	794	818	809	820
	FI				99	106	0	0	0	0	0	0	0	0	0
	<b>Total</b>				<b>436</b>	<b>464</b>	<b>852</b>	<b>855</b>	<b>830</b>	<b>802</b>	<b>800</b>	<b>794</b>	<b>818</b>	<b>809</b>	<b>820</b>
	<b>Available/Shortage of Pupil Places</b>				122	94	-294	-297	-272	-244	-242	-236	-260	-251	-262
	<b>Percent Utilization</b>				78%	83%	153%	153%	149%	144%	143%	142%	147%	145%	147%
<b>Burlington Central HS</b> Grades 9-12	ENG	870	6	996	542	532	0	0	0	0	0	0	0	0	0
	FI				54	61	0	0	0	0	0	0	0	0	0
	<b>Total</b>				<b>596</b>	<b>593</b>	<b>0</b>	<b>0</b>	<b>0</b>	<b>0</b>	<b>0</b>	<b>0</b>	<b>0</b>	<b>0</b>	<b>0</b>
	<b>Available Pupil Places</b>				274	277	870	870	870	870	870	870	870	870	870
	<b>Percent Utilization</b>				69%	68%	0%	0%	0%	0%	0%	0%	0%	0%	0%
<b>Nelson HS</b> Grades 9-12, Secondary Gifted Placement	ENG	1341	12	1593	867	890	901	876	869	856	823	835	804	799	783
	FI				139	170	336	360	413	459	492	520	507	470	442
	<b>Total</b>				<b>1006</b>	<b>1060</b>	<b>1236</b>	<b>1237</b>	<b>1282</b>	<b>1315</b>	<b>1315</b>	<b>1355</b>	<b>1311</b>	<b>1268</b>	<b>1225</b>
	<b>Available/Shortage of Pupil Places</b>				335	281	105	104	59	26	26	-14	30	73	116
	<b>Percent Utilization</b>				75%	79%	92%	92%	96%	98%	98%	101%	98%	95%	91%
<b>Robert Bateman HS</b> Grades 9-12, International Baccalaureate Program	ENG	1323	3	1386	560	519	978	1015	989	937	893	854	803	800	774
	SC-SPED				226	228	224	224	226	227	225	222	222	219	
	<b>Total</b>				<b>786</b>	<b>747</b>	<b>1202</b>	<b>1239</b>	<b>1216</b>	<b>1164</b>	<b>1117</b>	<b>1076</b>	<b>1025</b>	<b>1023</b>	<b>992</b>
	<b>Available Pupil Places</b>				537	576	121	84	107	159	206	247	298	301	331
	<b>Percent Utilization</b>				59%	56%	91%	94%	92%	88%	84%	81%	77%	77%	75%

	Program	OTG	Port	Total	2016	2017	2018	2019	2020	2021	2022	2023	2024	2025	2026		
<b>M.M. Robinson HS</b> Grades 9-12	ENG	1347	12	1599	568	531	910	885	850	870	850	806	814	791	777		
	FI				112	106	156	177	184	215	214	220	223	210	215		
	EXTF				0	0	52	58	55	56	57	54	55	53	51		
	SC-SPED				32	32	32	32	32	32	32	32	32	32	32		
	<b>Total</b>				<b>712</b>	<b>669</b>	<b>1150</b>	<b>1152</b>	<b>1121</b>	<b>1174</b>	<b>1153</b>	<b>1112</b>	<b>1123</b>	<b>1086</b>	<b>1075</b>		
	<b>Available/Shortage of Pupil Places</b>				635	678	197	195	226	173	194	235	224	261	272		
	<b>Percent Utilization</b>				53%	50%	85%	86%	83%	87%	86%	83%	83%	81%	80%		
<b>Lester B. Pearson HS</b> Grades 9-12	ENG	642	14	936	346	333	0	0	0	0	0	0	0	0	0		
	EXTF				46	46	0	0	0	0	0	0	0	0	0		
	<b>Total</b>				<b>392</b>	<b>379</b>	<b>0</b>	<b>0</b>	<b>0</b>	<b>0</b>	<b>0</b>	<b>0</b>	<b>0</b>	<b>0</b>	<b>0</b>		
	<b>Available Pupil Places</b>				250	263	642	642	642	642	642	642	642	642	642		
	<b>Percent Utilization</b>				61%	59%	0%	0%	0%	0%	0%	0%	0%	0%			
<b>Dr. Frank J. Hayden SS</b> Grades 9-12	ENG	1194	12	1446	1285	1378	900	875	890	947	942	954	966	937	926		
	FI				251	276	325	349	383	392	398	403	375	375	358		
	<b>Total</b>				<b>1536</b>	<b>1654</b>	<b>1225</b>	<b>1225</b>	<b>1272</b>	<b>1340</b>	<b>1340</b>	<b>1358</b>	<b>1341</b>	<b>1312</b>	<b>1283</b>		
	<b>Available/Shortage of Pupil Places</b>				-342	-460	-31	-31	-78	-146	-146	-164	-147	-118	-89		
	<b>Percent Utilization</b>				129%	139%	103%	103%	107%	112%	112%	114%	112%	110%	107%		
<b>TBD</b> (Grades 9-12)	ENG				0	0	0	0	0	0	0	0	0	0	0		
	FI				0	0	0	0	0	0	0	0	0	0	0		
	<b>Total</b>				<b>0</b>	<b>0</b>	<b>0</b>	<b>0</b>	<b>0</b>	<b>0</b>	<b>0</b>	<b>0</b>	<b>0</b>	<b>0</b>	<b>0</b>		
<b>Total</b>				<b>7275</b>	<b>69</b>	<b>8724</b>	<b>5464</b>	<b>5565</b>	<b>5665</b>	<b>5707</b>	<b>5721</b>	<b>5795</b>	<b>5726</b>	<b>5694</b>	<b>5618</b>	<b>5498</b>	<b>5395</b>

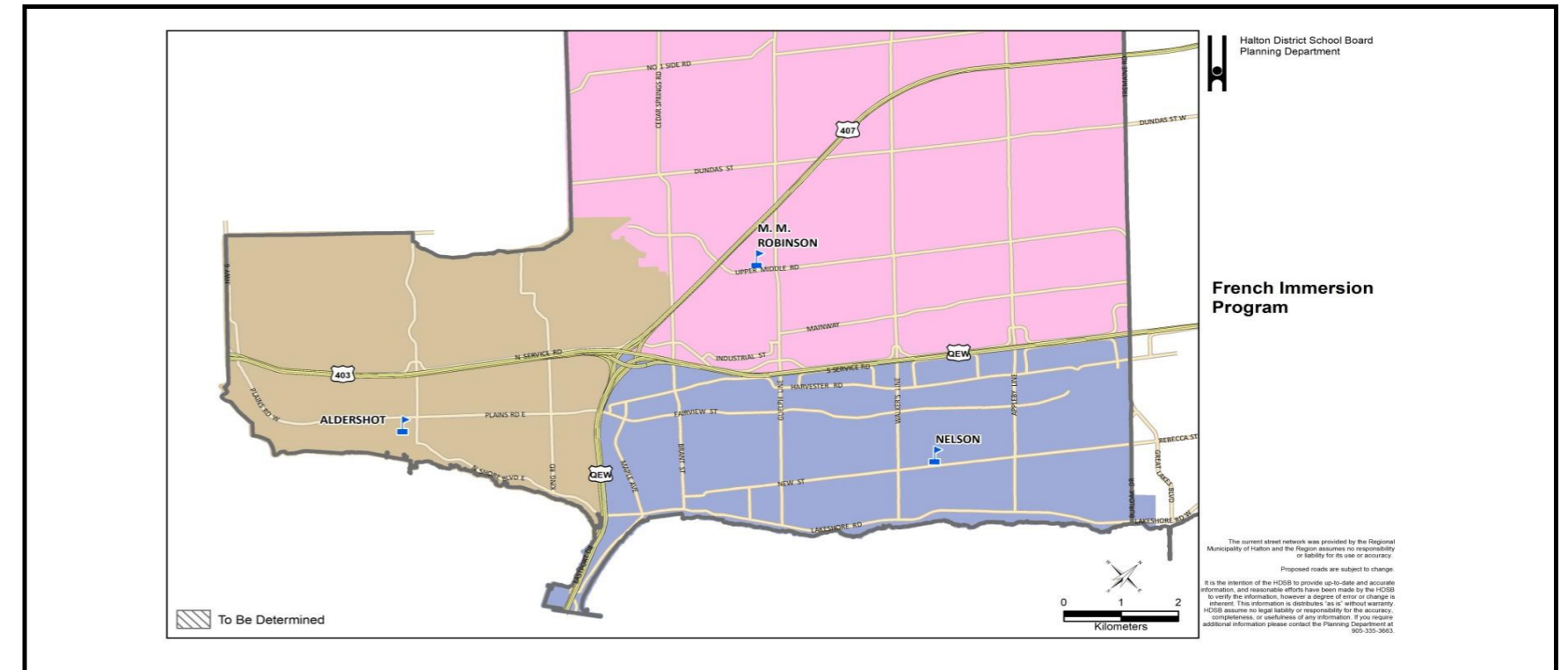


**RATIONALE:** A Program and Accommodation Committee request. (Dec 23, 2016)

**ISSUES:**  
 Robert Bateman HS projections decline to under 65% utilization.  
 FI program removed from Dr. Frank J. Hayden SS.

**NOTES:**  
 Aldershot HS: No change to the current boundary. ESL program added  
 Aldershot HS: Utilization rates increase to 105% by 2020, then decline  
 Burlington Central HS: **Closes in June 2018.**  
 Nelson HS: Boundary expands to include Burlington Central HS.  
 Nelson HS: Utilization rates expected to increase to 110% by 2020, and continue to grow until 2023.  
 Robert Bateman HS: Expands to include all Frontenac PS catchment.  
 Robert Bateman HS: Utilization rates are expected to increase to 65% by 2020 and then decline.  
 Robert Bateman HS: Projected to have an excess of 450 pupil places.  
 M.M. Robinson HS: ENG boundary to expand to include Florence Meares PS west of Walker's Line catchment.  
 M.M. Robinson HS: FI boundary to expand to include Dr. Frank J. Hayden SS.  
 M.M. Robinson HS: Utilization rates are expected to increase to 88% by 2020 and continue to increase until 2021.  
 Lester B. Pearson HS: Boundary expands to include Alexander's PS catchment and south of Upper Middle Road to Burloak Drive.  
 Lester B. Pearson HS: Utilization rates decreases to 88% by 2020 and is expected to continue to decline.

	Program	OTG	Port	Total	2016	2017	2018	2019	2020	2021	2022	2023	2024	2025	2026
Aldershot HS Grades 9-12, ESL Program	ENG	558	10	768	337	358	468	489	482	462	456	443	438	429	443
	FI				99	106	102	102	108	110	114	105	114		
	<b>Total</b>				<b>436</b>	<b>464</b>	<b>570</b>	<b>591</b>	<b>583</b>	<b>570</b>	<b>566</b>	<b>558</b>	<b>549</b>	<b>534</b>	<b>557</b>
	<b>Available/Shortage of Pupil Places</b>					122	94	-12	-33	-25	-12	-8	9	24	1
<b>Percent Utilization</b>					78%	83%	102%	106%	105%	102%	101%	100%	98%	96%	100%
Burlington Central HS Grades 9-12	ENG	870	6	996	542	532	0	0	0	0	0	0	0	0	0
	FI				54	61	0	0	0	0	0	0	0	0	0
	<b>Total</b>				<b>596</b>	<b>593</b>	<b>0</b>	<b>0</b>	<b>0</b>	<b>0</b>	<b>0</b>	<b>0</b>	<b>0</b>	<b>0</b>	<b>0</b>
<b>Available Pupil Places</b>					274	277	870	870	870	870	870	870	870	870	
<b>Percent Utilization</b>					69%	68%	0%	0%	0%	0%	0%	0%	0%	0%	
Nelson HS Grades 9-12, Secondary Gifted Placement	ENG	1341	12	1593	867	890	1199	1153	1125	1098	1060	1066	1060	1035	1014
	FI				139	170	262	290	348	390	422	447	435	402	368
	<b>Total</b>				<b>1006</b>	<b>1060</b>	<b>1460</b>	<b>1443</b>	<b>1473</b>	<b>1488</b>	<b>1482</b>	<b>1513</b>	<b>1495</b>	<b>1437</b>	<b>1383</b>
	<b>Available/Shortage of Pupil Places</b>					335	281	-119	-102	-132	-147	-141	-172	-154	-96
<b>Percent Utilization</b>					75%	79%	109%	108%	110%	111%	111%	113%	111%	107%	103%
Robert Bateman HS Grades 9-12, International Baccalaureate Program	ENG	1323	3	1386	560	519	625	641	631	611	598	597	585	626	636
	SC-SPED				226	228	224	224	226	227	225	222	222	219	
	<b>Total</b>				<b>786</b>	<b>747</b>	<b>849</b>	<b>865</b>	<b>857</b>	<b>839</b>	<b>823</b>	<b>819</b>	<b>806</b>	<b>848</b>	<b>854</b>
	<b>Available Pupil Places</b>					537	576	474	458	466	484	500	504	517	475
<b>Percent Utilization</b>					59%	56%	64%	65%	65%	63%	62%	62%	61%	64%	65%



**NOTES CON'T:**

Dr. Frank J. Hayden SS: Becomes an English-only school.  
 Dr. Frank J. Hayden SS: English boundary to include areas north of Dundas St, east of Walker's Line, and north of Upper Middle Road with the exception of Alexander's PS catchment.  
 Dr. Frank J. Hayden SS: Utilization rates decreases to 89% by 2020 but will increase until 2021.  
 TDB: Assigned to Dr. Frank J. Hayden SS (ENG) and M.M. Robinson HS (FI)

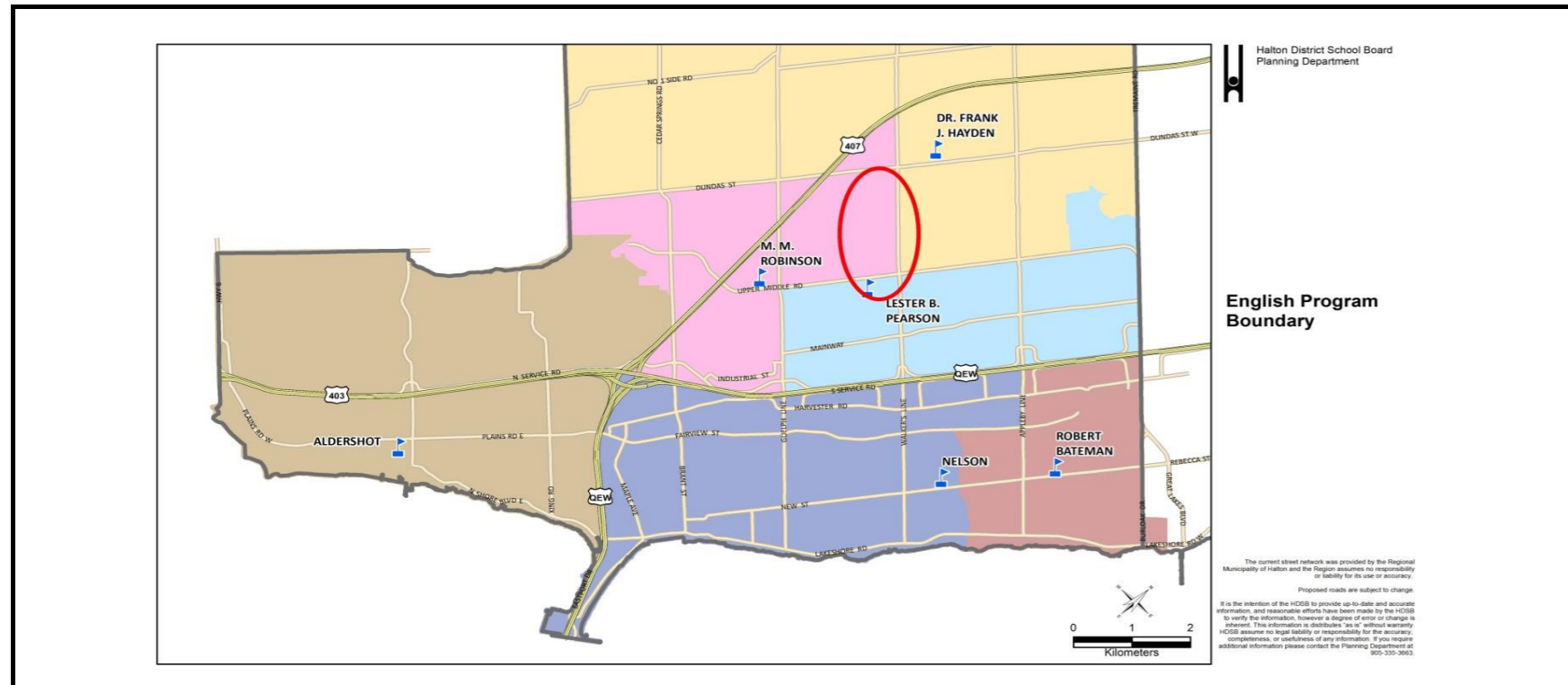
**IMPACTS ON ELEMENTARY SCHOOLS**

Alexander's PS: Split grade 8 cohort between Lester B. Pearson HS (ENG, M.M. Robinson HS (FI).  
 Orchard Park PS: Split grade 8 cohort between Dr. Frank J. Hayden SS (ENG) and M.M. Robinson HS (FI)  
 John William Boich PS: Split grade 8 cohort among M.M. Robinson HS (FI) and Lester B. Pearson HS (ENG), Dr. Frank J. Hayden SS (ENG)  
 Charles R. Beaudoin PS: Split grade 8 cohort between Dr. Frank J. Hayden SS (ENG) and M.M. Robinson HS (FI).  
 Florence Meares PS: Split grade 8 cohort between Dr. Frank J. Hayden SS and M.M. Robinson HS.  
 Frontenac PS: Unified cohort.

**RESULTS**

By 2020, there will be approximately 684 available pupil places overall; south of the QEW 376 available pupil places and north of the QEW to have 308 available pupil places. Overall a reduction of 870 secondary pupil places.

	Program	OTG	Port	Total	2016	2017	2018	2019	2020	2021	2022	2023	2024	2025	2026	
M.M. Robinson HS Grades 9-12	ENG	1347	12	1599	568	531	644	628	621	643	620	597	590	582	569	
	FI				112	106	453	494	529	568	573	582	559	548	532	
	EXTF				0	0	0	0	0	0	0	0	0	0	0	0
	SC-SPED				32	32	32	32	32	32	32	32	32	32	32	32
	<b>Total</b>				<b>712</b>	<b>669</b>	<b>1128</b>	<b>1154</b>	<b>1183</b>	<b>1225</b>	<b>1211</b>	<b>1181</b>	<b>1162</b>	<b>1134</b>		
<b>Available Pupil Places</b>					635	678	219	193	164	104	122	136	166	185	213	
<b>Percent Utilization</b>					53%	50%	84%	86%	88%	92%	91%	90%	88%	86%	84%	
Lester B. Pearson HS Grades 9-12	ENG	642	14	936	346	333	557	550	509	504	493	457	446	419	394	
	EXTF				46	46	52	58	55	56	57	54	55	53	51	
	<b>Total</b>				<b>392</b>	<b>379</b>	<b>609</b>	<b>609</b>	<b>564</b>	<b>561</b>	<b>550</b>	<b>510</b>	<b>501</b>	<b>472</b>	<b>445</b>	
	<b>Available Pupil Places</b>					250	263	33	33	78	81	92	132	141	170	197
<b>Percent Utilization</b>					61%	59%	95%	95%	88%	87%	86%	79%	78%	74%	69%	
Dr. Frank J. Hayden SS Grades 9-12	ENG	1194	12	1446	1285	1378	1049	1045	1060	1094	1080	1082	1086	1045	1023	
	FI				251	276	0	0	0	0	0	0	0	0	0	
	<b>Total</b>				<b>1536</b>	<b>1654</b>	<b>1049</b>	<b>1045</b>	<b>1060</b>	<b>1094</b>	<b>1080</b>	<b>1082</b>	<b>1086</b>	<b>1045</b>	<b>1023</b>	
	<b>Available/Shortage of Pupil Places</b>					-342	-460	145	149	134	100	114	112	108	149	171
<b>Percent Utilization</b>					129%	139%	88%	88%	89%	92%	90%	91%	91%	88%	86%	
TBD (Grades 9-12)	ENG				0	0	0	0	0	0	0	0	0	0	0	
	FI				0	0	0	0	0	0	0	0	0	0	0	
	<b>Total</b>	<b>0</b>	<b>0</b>	<b>0</b>	<b>0</b>	<b>0</b>	<b>0</b>	<b>0</b>	<b>0</b>	<b>0</b>	<b>0</b>	<b>0</b>	<b>0</b>	<b>0</b>	<b>0</b>	
<b>Total</b>		<b>7275</b>	<b>69</b>	<b>8724</b>	<b>5464</b>	<b>5565</b>	<b>5665</b>	<b>5707</b>	<b>5721</b>	<b>5795</b>	<b>5726</b>	<b>5694</b>	<b>5618</b>	<b>5498</b>	<b>5396</b>	

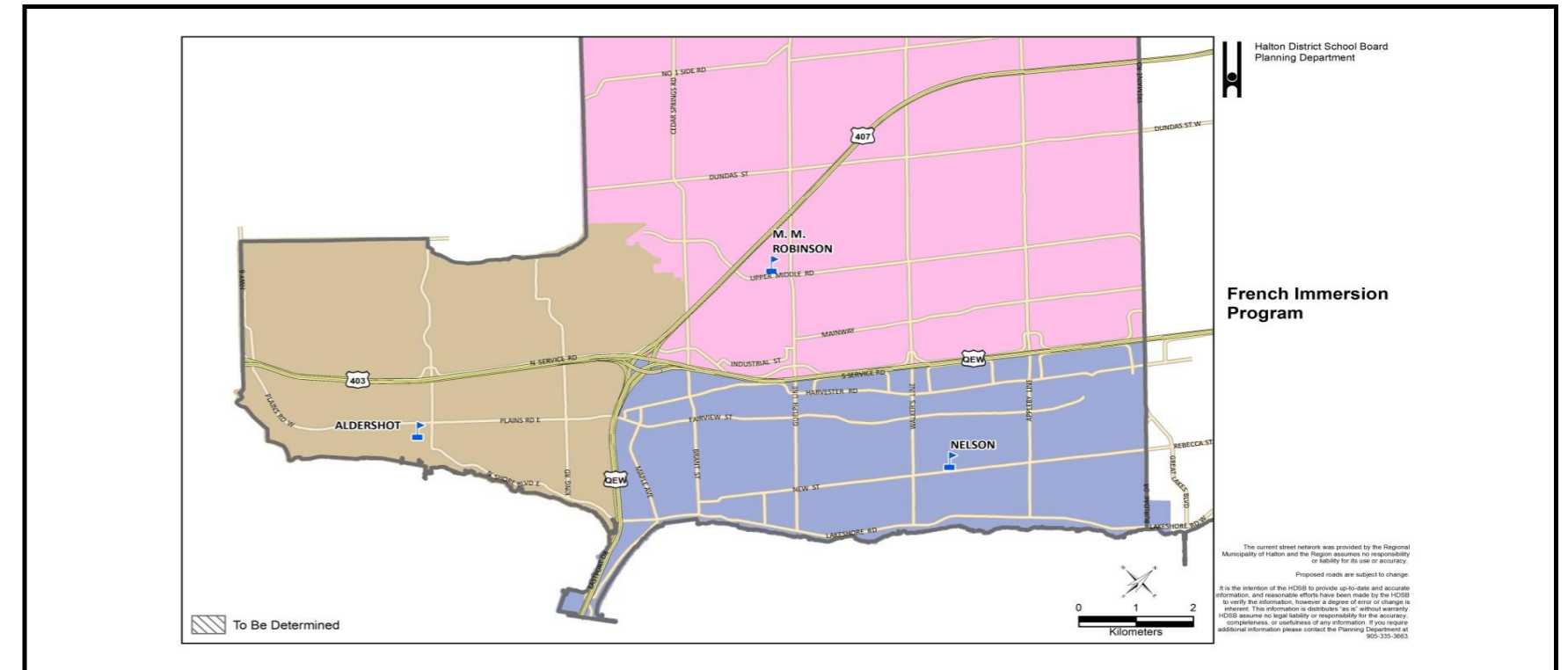


**RATIONALE:** A Program and Accommodation Committee request. (Dec 23, 2016)

**ISSUES:**  
 Robert Bateman HS and Lester B. Pearson HS projections decline to under 65% utilization.  
 FI program removed from Dr. Frank J. Hayden SS.

**NOTES:**  
 Aldershot HS: No change to the current boundary. ESL program added  
 Aldershot HS: Utilization rates increase to 105% by 2020, then decline  
 Burlington Central HS: **Closes in June 2018.**  
 Nelson HS: Boundary expands to include Burlington Central HS.  
 Nelson HS: Utilization rates expected to increase to 110% by 2020, and continue to grow until 2023.  
 Robert Bateman HS: Expands to include all Frontenac PS catchment.  
 Robert Bateman HS: Utilization rates are expected to increase to 65% by 2020 and then decline.  
 Robert Bateman HS: Projected to have an excess of 450 pupil places.  
 M.M. Robinson HS: ENG boundary to expand to include Florence Meares PS west of Walker's Line catchment and C.H. Norton PS catchment.  
 M.M. Robinson HS: FI boundary to expand to include Dr. Frank J. Hayden SS.  
 M.M. Robinson HS: Utilization rates are expected to increase to 96% by 2020 and continue to increase until 2021.  
 Lester B. Pearson HS: Boundary expands to include Alexander's PS catchment and south of Upper Middle Road to Burloak Drive.  
 Lester B. Pearson HS: C.H. Norton PS catchment removed from boundary.

	Program	OTG	Port	Total	2016	2017	2018	2019	2020	2021	2022	2023	2024	2025	2026
Aldershot HS Grades 9-12, ESL Program	ENG	558	10	768	337	358	468	489	482	462	456	443	438	429	443
	FI				99	106	102	102	108	110	114	111	105	114	
	<b>Total</b>				<b>436</b>	<b>464</b>	<b>570</b>	<b>591</b>	<b>583</b>	<b>570</b>	<b>566</b>	<b>558</b>	<b>549</b>	<b>534</b>	<b>557</b>
	<b>Available/Shortage of Pupil Places</b>				122	94	-12	-33	-25	-12	-8	0	9	24	1
<b>Percent Utilization</b>				78%	83%	102%	106%	105%	102%	101%	100%	98%	96%	100%	
Burlington Central HS Grades 9-12	ENG	870	6	996	542	532	0	0	0	0	0	0	0	0	0
	FI				54	61	0	0	0	0	0	0	0	0	
	<b>Total</b>				<b>596</b>	<b>593</b>	<b>0</b>	<b>0</b>	<b>0</b>	<b>0</b>	<b>0</b>	<b>0</b>	<b>0</b>	<b>0</b>	<b>0</b>
<b>Available Pupil Places</b>				274	277	870	870	870	870	870	870	870	870	870	
<b>Percent Utilization</b>				69%	68%	0%	0%	0%	0%	0%	0%	0%	0%	0%	
Nelson HS Grades 9-12, Secondary Gifted Placement	ENG	1341	12	1593	867	890	1199	1153	1125	1098	1060	1066	1060	1035	1014
	FI				139	170	262	290	348	390	422	447	435	402	368
	<b>Total</b>				<b>1006</b>	<b>1060</b>	<b>1460</b>	<b>1443</b>	<b>1473</b>	<b>1488</b>	<b>1482</b>	<b>1513</b>	<b>1495</b>	<b>1437</b>	<b>1383</b>
	<b>Available/Shortage of Pupil Places</b>				335	281	-119	-102	-132	-147	-141	-172	-154	-96	-42
<b>Percent Utilization</b>				75%	79%	109%	108%	110%	111%	111%	113%	111%	107%	103%	
Robert Bateman HS Grades 9-12, International Baccalaureate Program	ENG	1323	3	1386	560	519	625	641	631	611	598	597	585	626	636
	SC-SPED				226	228	224	224	226	227	225	222	222	219	
	<b>Total</b>				<b>786</b>	<b>747</b>	<b>849</b>	<b>865</b>	<b>857</b>	<b>839</b>	<b>823</b>	<b>819</b>	<b>806</b>	<b>848</b>	<b>854</b>
	<b>Available Pupil Places</b>				537	576	474	458	466	484	500	504	517	475	469
<b>Percent Utilization</b>				59%	56%	64%	65%	65%	63%	62%	62%	61%	64%	65%	



**NOTES CON'T:**

Dr. Frank J. Hayden SS: Becomes an English-only school.  
 Dr. Frank J. Hayden SS: English boundary to include areas north of Dundas St, east of Walker's Line, and north of Upper Middle Road with the exception of Alexander's PS catchment.  
 Dr. Frank J. Hayden SS: Utilization rates decreases to 89% by 2020 but will increase until 2021.  
 TDB: Assigned to Dr. Frank J. Hayden SS (ENG) and M.M. Robinson HS (FI)

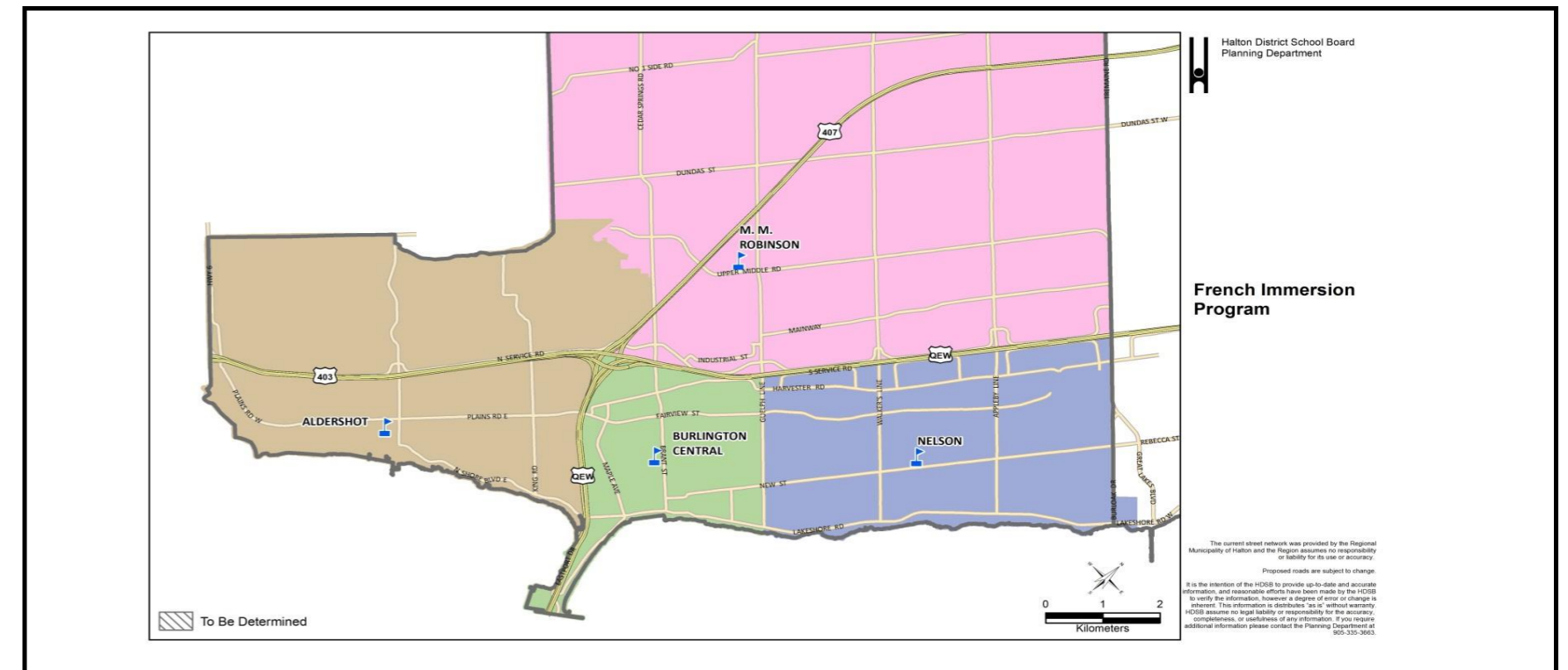
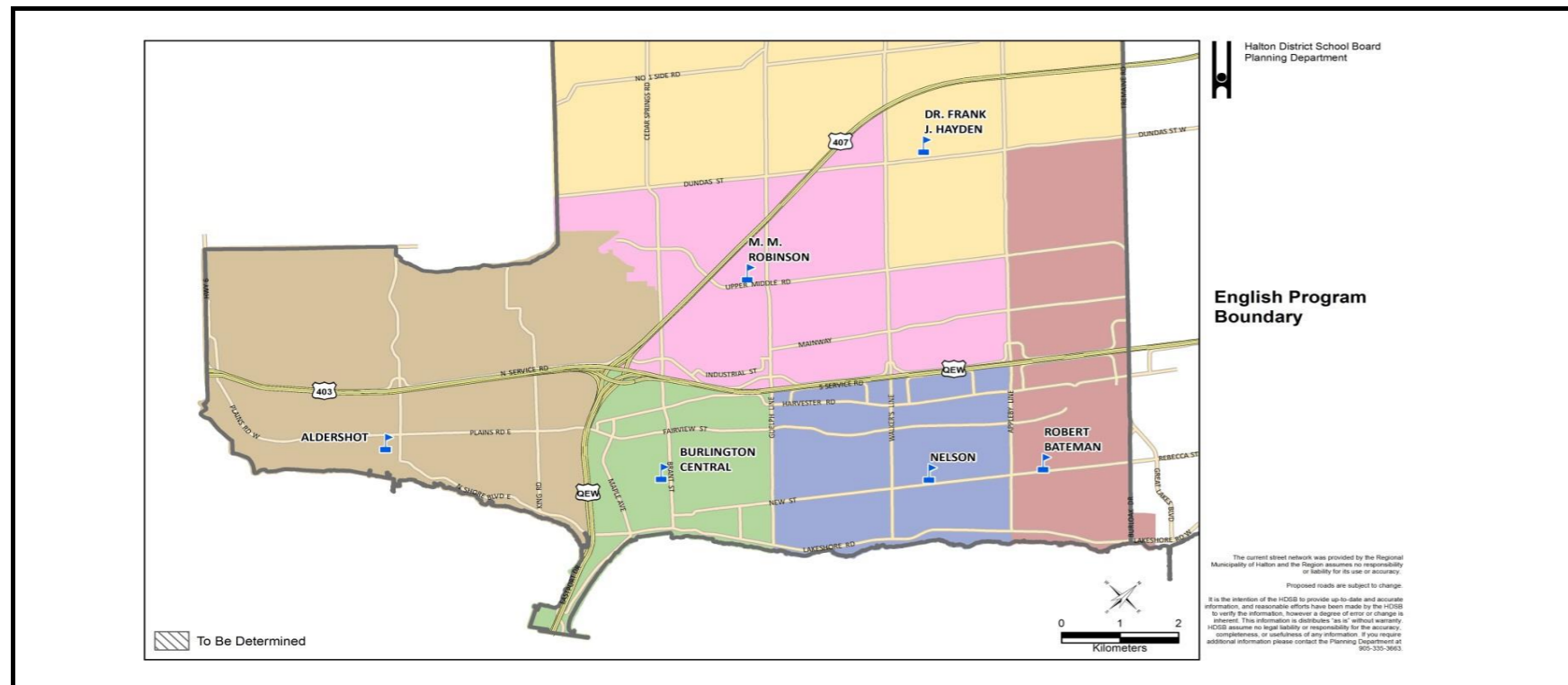
**IMPACTS ON ELEMENTARY SCHOOLS**

Alexander's PS: Split grade 8 cohort between Lester B. Pearson HS (ENG) and M.M. Robinson HS (FI).  
 Orchard Park PS: Split grade 8 cohort between Dr. Frank J. Hayden SS (ENG) and M.M. Robinson HS (FI)  
 John William Boich PS: Split grade 8 cohort among M.M. Robinson HS (FI) and Lester B. Pearson HS (ENG), Dr. Frank J. Hayden SS (ENG)  
 Charles R. Beaudoin PS: Split grade 8 cohort between Dr. Frank J. Hayden SS (ENG) and M.M. Robinson HS (FI).  
 Florence Meares PS: Split grade 8 cohort between Dr. Frank J. Hayden SS and M.M. Robinson HS.  
 Frontenac PS: Unified cohort.

**RESULTS**

By 2020, there will be approximately 684 available pupil places overall; south of the QEW 376 available pupil places and north of the QEW to have 308 available pupil places. Overall a reduction of 870 secondary pupil places.

	Program	OTG	Port	Total	2016	2017	2018	2019	2020	2021	2022	2023	2024	2025	2026		
M.M. Robinson HS Grades 9-12	ENG	1347	12	1599	568	531	727	735	736	764	741	706	702	687	672		
	FI				112	106	453	494	529	568	573	582	559	548	532		
	EXTF				0	0	0	0	0	0	0	0	0	0	0		
	SC-SPED				32	32	32	32	32	32	32	32	32	32	32		
	<b>Total</b>				<b>712</b>	<b>669</b>	<b>1211</b>	<b>1261</b>	<b>1297</b>	<b>1364</b>	<b>1346</b>	<b>1320</b>	<b>1292</b>	<b>1267</b>	<b>1237</b>		
<b>Available/Shortage of Pupil Places</b>				635	678	136	86	50	-17	1	27	55	80	110			
<b>Percent Utilization</b>				53%	50%	90%	94%	96%	101%	100%	98%	96%	94%	92%			
Lester B. Pearson HS Grades 9-12	ENG	642	14	936	346	333	474	443	395	383	372	348	334	313	291		
	EXTF				46	46	52	58	55	56	57	54	55	53	51		
	<b>Total</b>				<b>392</b>	<b>379</b>	<b>526</b>	<b>502</b>	<b>450</b>	<b>440</b>	<b>429</b>	<b>401</b>	<b>389</b>	<b>367</b>	<b>342</b>		
	<b>Available Pupil Places</b>				250	263	116	140	192	202	213	241	253	275	300		
<b>Percent Utilization</b>				61%	59%	82%	78%	70%	69%	67%	63%	61%	57%	53%			
Dr. Frank J. Hayden SS Grades 9-12	ENG	1194	12	1446	1285	1378	1049	1045	1060	1094	1080	1082	1086	1045	1023		
	FI				251	276	0	0	0	0	0	0	0	0	0		
	<b>Total</b>				<b>1536</b>	<b>1654</b>	<b>1049</b>	<b>1045</b>	<b>1060</b>	<b>1094</b>	<b>1080</b>	<b>1082</b>	<b>1086</b>	<b>1045</b>	<b>1023</b>		
	<b>Available/Shortage of Pupil Places</b>				-342	-460	145	149	134	100	114	112	108	149	171		
<b>Percent Utilization</b>				129%	139%	88%	88%	89%	92%	90%	91%	91%	88%	86%			
TBD (Grades 9-12)	ENG				0	0	0	0	0	0	0	0	0	0	0		
	FI				0	0	0	0	0	0	0	0	0	0	0		
	<b>Total</b>				<b>0</b>	<b>0</b>	<b>0</b>	<b>0</b>	<b>0</b>	<b>0</b>	<b>0</b>	<b>0</b>	<b>0</b>	<b>0</b>	<b>0</b>		
<b>Total</b>				<b>7275</b>	<b>69</b>	<b>8724</b>	<b>5464</b>	<b>5565</b>	<b>5665</b>	<b>5707</b>	<b>5721</b>	<b>5795</b>	<b>5726</b>	<b>5694</b>	<b>5618</b>	<b>5498</b>	<b>5396</b>



**RATIONALE:** A Program and Accommodation Committee request. (Jan 4, 2017)

**ISSUES:**

- M.M. Robinson HS approaches Total Capacity in 2021.
- EXTF program added to M.M. Robinson HS
- Dr. Frank J. Hayden SS enrolments decline to 65% capacity in 2019 & 2020.
- FI program removed from Dr. Frank J. Hayden SS.
- 912 available pupil places

**NOTES:**

- Aldershot HS:** No change to the current boundary or programs.
- Aldershot HS:** Utilization rates increase to 87% in 2020, then decline.
- Burlington Central HS:** No change to the current boundary or programs.
- Burlington Central HS:** Utilization rates decrease to 69% in 2020 then are projected to increase.
- Burlington Central HS:** Projected to have an excess of 200 available pupil places.
- Nelson HS:** No change to the current boundary or programs.
- Nelson HS:** Utilization rates increase to 84% in 2020, then are projected to increase until 2023.
- Nelson HS:** Projected to have an excess of 200 available pupil places.
- Robert Bateman HS:** Boundary is projected to expand to include the Orchard community.
- Robert Bateman HS:** Utilization rates increase to 92%, in 2020, then are projected to decrease.
- Robert Bateman HS:** Projected to have an excess of 200 available pupil places.

**NOTES CON'T:**

- M.M. Robinson HS:** Boundary to expand to include Lester B. Pearson HS and Florence Meares PS catchment west of Walker's Line.
- M.M. Robinson HS:** Utilization rates increase to 113% in 2020 then are projected to increase until 2021.
- M.M. Robinson HS:** EXTF program to be added.
- Lester B. Pearson HS:** Closes June 2018.
- Dr. Frank J. Hayden SS:** Becomes an English only school.
- Dr. Frank J. Hayden SS:** English boundary is north of Dundas St and south of Dundas St between Walker's Line and Appleby Line, north of Upper Middle Rd.
- Dr. Frank J. Hayden SS:** Utilization rates to decrease to 65% by 2020, then are projected to increase until 2024.
- Dr. Frank J. Hayden SS:** Projected to have an excess of 350 available pupil places.
- TDB:** Assigned to Dr. Frank J. Hayden SS (ENG) and M.M. Robinson HS (FI)

**IMPACTS ON ELEMENTARY SCHOOLS**

- Alexander's PS, John William Boich PS, Orchard Park PS** Split grade 8 cohort between Robert Bateman (ENG) and M.M. Robinson HS (FI)
- Charles R. Beaudoin PS:** Split grade 8 cohort between Dr. Frank J. Hayden SS (ENG) and M.M. Robinson HS (FI).
- Florence Meares PS:** Split grade 8 cohort between Dr. Frank J. Hayden SS and M.M. Robinson HS.
- C.H. Norton PS** Unified grade 8 cohort
- Sir E. MacMillan PS:** redirected to M.M. Robinson HS.

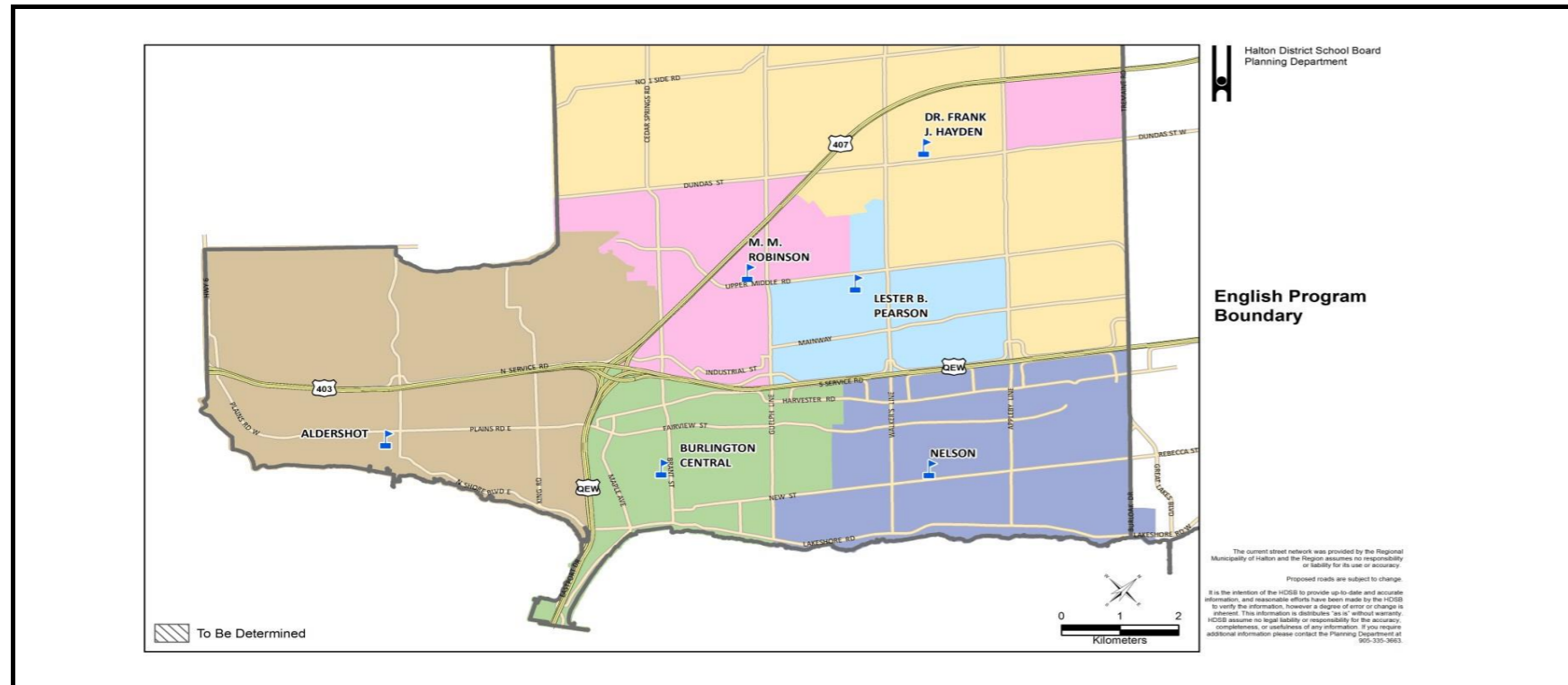
**RESULTS**

By 2020, there will be approximately 912 available pupil places overall; south of the QEW will have 671 available pupil places and north of the QEW to have 241 available pupil places. Overall a reduction of 642 secondary pupil places.

	Program	OTG	Port	Total	2016	2017	2018	2019	2020	2021	2022	2023	2024	2025	2026
Aldershot HS Grades 9-12	ENG	558	10	768	337	358	368	389	381	361	356	343	337	329	343
	FI				99	106	102	102	102	110	114	111	105	114	
	<b>Total</b>				<b>436</b>	<b>464</b>	<b>470</b>	<b>491</b>	<b>483</b>	<b>470</b>	<b>466</b>	<b>457</b>	<b>449</b>	<b>434</b>	<b>457</b>
	<b>Available Pupil Places</b>	122	94	88	67	75	88	92	101	109	124	101			
<b>Percent Utilization</b>	78%	83%	84%	88%	87%	84%	83%	82%	80%	78%	82%				
Burlington Central HS Grades 9-12, ESL Program	ENG	870	6	996	542	532	531	521	505	494	497	501	529	526	525
	FI				54	61	73	79	97	115	118	119	115	107	108
	<b>Total</b>				<b>596</b>	<b>593</b>	<b>605</b>	<b>600</b>	<b>602</b>	<b>610</b>	<b>615</b>	<b>620</b>	<b>645</b>	<b>633</b>	<b>632</b>
	<b>Available Pupil Places</b>	274	277	265	270	268	260	255	251	225	237	238			
<b>Percent Utilization</b>	69%	68%	70%	69%	69%	70%	71%	71%	74%	73%	73%				
Nelson HS Grades 9-12, Secondary Gifted Placement	ENG	1341	12	1593	867	890	901	876	869	856	823	835	804	799	783
	FI				139	170	188	211	251	275	303	328	320	295	260
	<b>Total</b>				<b>1006</b>	<b>1060</b>	<b>1089</b>	<b>1087</b>	<b>1120</b>	<b>1131</b>	<b>1127</b>	<b>1162</b>	<b>1124</b>	<b>1094</b>	<b>1043</b>
	<b>Available Pupil Places</b>	335	281	252	254	221	210	214	179	217	247	298			
<b>Percent Utilization</b>	75%	79%	81%	81%	84%	84%	84%	87%	84%	82%	78%				
Robert Bateman HS Grades 9-12, International Baccalaureate Program	ENG	1323	3	1386	560	519	978	1015	989	937	893	854	803	800	774
	SC-SPED				226	228	224	224	226	227	225	222	222	219	
	<b>Total</b>				<b>786</b>	<b>747</b>	<b>1202</b>	<b>1239</b>	<b>1216</b>	<b>1164</b>	<b>1117</b>	<b>1076</b>	<b>1025</b>	<b>1023</b>	<b>992</b>
	<b>Available Pupil Places</b>	537	576	121	84	107	159	206	247	298	301	331			
<b>Percent Utilization</b>	59%	56%	91%	94%	92%	88%	84%	81%	77%	77%	75%				

	Program	OTG	Port	Total	2016	2017	2018	2019	2020	2021	2022	2023	2024	2025	2026
M.M. Robinson HS Grades 9-12	ENG	1347	12	1599	568	531	962	932	902	933	914	869	867	846	826
	FI				112	106	453	494	529	568	573	582	559	548	532
	EXTF				0	0	52	58	55	56	57	54	55	53	51
	SC-SPED				32	32	32	32	32	32	32	32	32	32	32
	<b>Total</b>				<b>712</b>	<b>669</b>	<b>1499</b>	<b>1517</b>	<b>1519</b>	<b>1576</b>	<b>1536</b>	<b>1512</b>	<b>1480</b>	<b>1442</b>	
	<b>Available/Shortage of Pupil Places</b>				635	678	-152	-170	-172	-243	-229	-189	-165	-133	-95
<b>Percent Utilization</b>	53%	50%	111%	113%	113%	118%	117%	114%	112%	110%	107%				
Lester B. Pearson HS Grades 9-12	ENG	642	14	936	346	333	0	0	0	0	0	0	0	0	0
	EXTF				46	46	0	0	0	0	0	0	0	0	
	<b>Total</b>				<b>392</b>	<b>379</b>	<b>0</b>	<b>0</b>	<b>0</b>	<b>0</b>	<b>0</b>	<b>0</b>	<b>0</b>	<b>0</b>	
	<b>Available Pupil Places</b>	250	263	642	642	642	642	642	642	642	642				
<b>Percent Utilization</b>	61%	59%	0%	0%	0%	0%	0%	0%	0%	0%					
Dr. Frank J. Hayden SS Grades 9-12	ENG	1194	12	1446	1285	1378	801	773	781	830	825	842	864	836	829
	FI				251	276	0	0	0	0	0	0	0	0	
	<b>Total</b>				<b>1536</b>	<b>1654</b>	<b>801</b>	<b>773</b>	<b>781</b>	<b>830</b>	<b>825</b>	<b>842</b>	<b>864</b>	<b>836</b>	<b>829</b>
	<b>Available/Shortage of Pupil Places</b>	-342	-460	393	421	413	364	369	352	330	358	365			
<b>Percent Utilization</b>	129%	139%	67%	65%	65%	70%	69%	71%	72%	70%	69%				
TBD (Grades 9-12)	ENG				0	0	0	0	0	0	0	0	0	0	0
	FI				0	0	0	0	0	0	0	0	0	0	0
	<b>Total</b>	<b>0</b>	<b>0</b>	<b>0</b>	<b>0</b>	<b>0</b>	<b>0</b>	<b>0</b>	<b>0</b>	<b>0</b>	<b>0</b>	<b>0</b>	<b>0</b>	<b>0</b>	
<b>Total</b>		<b>7275</b>	<b>69</b>	<b>8724</b>	<b>5464</b>	<b>5565</b>	<b>5665</b>	<b>5707</b>	<b>5721</b>	<b>5795</b>	<b>5726</b>	<b>5694</b>	<b>5618</b>	<b>5498</b>	<b>5396</b>



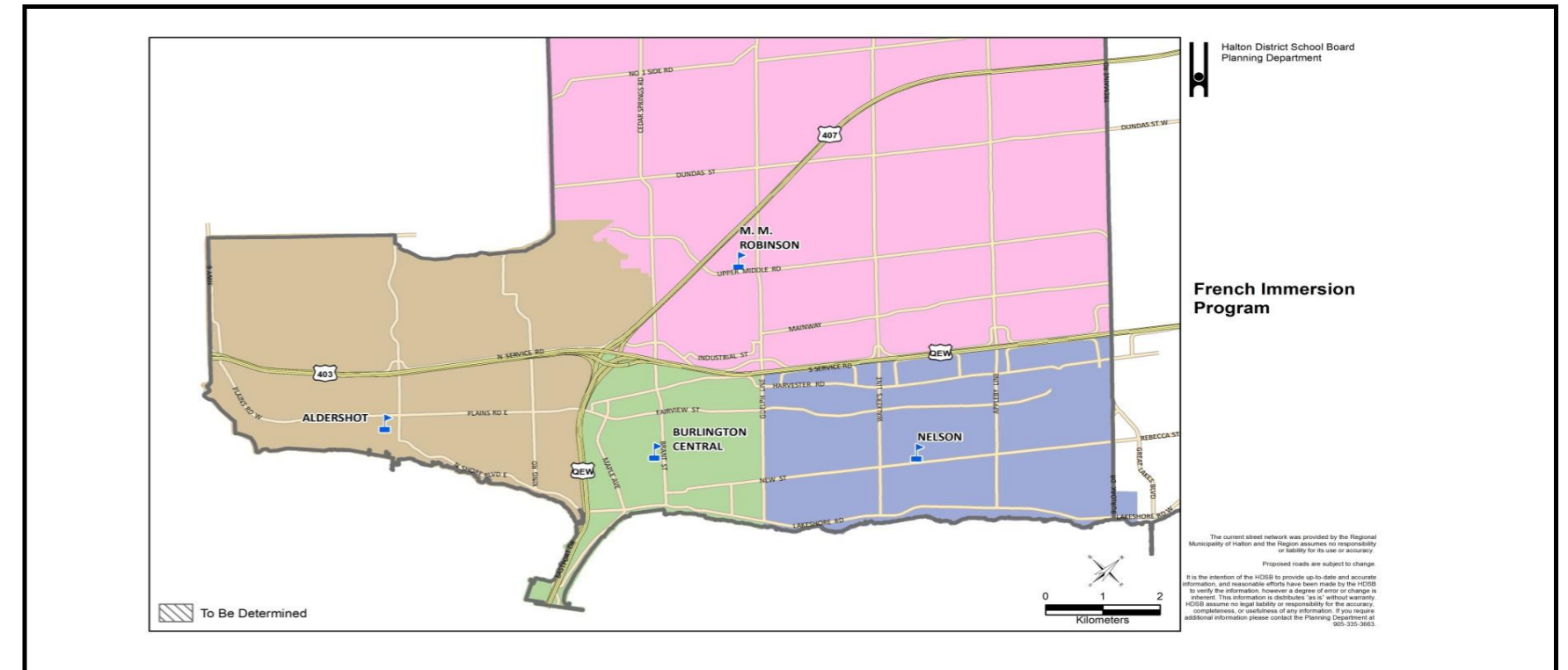


**RATIONALE:** A Program and Accommodation Committee request. (Jan 13, 2017)

- ISSUES:**
- International Baccalaureate (IB) program relocated to Burlington Central HS.
  - Essential programming to be added to M.M. Robinson HS.
  - Lester B. Pearson HS remains under enrolled.
  - Dr. Frank J. Hayden SS reaches Total Capacity in 2021.
  - FI program removed from Dr. Frank J. Hayden SS.

- NOTES:**
- Aldershot HS: No change to the current boundary or programs.
  - Aldershot HS: Utilization rates increase to 87% in 2020, then decline.
  - Burlington Central HS: Boundary expands to include areas east of Guelph Line.
  - Burlington Central HS: International Baccalaureate program to be added.
  - Burlington Central HS: Utilization rates increase to 90% in 2020 and continue to increase until 2024.
  - Nelson HS: English catchment expands to include Robert Bateman HS.
  - Nelson HS: Utilization rates increase to 106% in 2020, then are projected to decline.
  - Robert Bateman HS: **Closes June 2018.**

	Program	OTG	Port	Total	2016	2017	2018	2019	2020	2021	2022	2023	2024	2025	2026
Aldershot HS Grades 9-12	ENG	558	10	768	337	358	368	389	381	361	356	343	337	329	343
	FI				99	106	102	102	102	110	114	111	105	114	
	<b>Total</b>				<b>436</b>	<b>464</b>	<b>470</b>	<b>491</b>	<b>483</b>	<b>470</b>	<b>466</b>	<b>457</b>	<b>449</b>	<b>434</b>	<b>457</b>
	<b>Available Pupil Places</b>	122	94	88	67	75	88	92	101	109	124	101			
<b>Percent Utilization</b>	78%	83%	84%	88%	87%	84%	83%	82%	80%	78%	82%				
Burlington Central HS Grades 9-12, ESL Program, IB Program	ENG	870	6	996	542	532	716	704	688	678	681	681	707	698	690
	FI				54	61	73	79	97	115	118	119	107	108	
	<b>Total</b>				<b>596</b>	<b>593</b>	<b>789</b>	<b>784</b>	<b>784</b>	<b>794</b>	<b>800</b>	<b>800</b>	<b>822</b>	<b>805</b>	<b>798</b>
	<b>Available Pupil Places</b>	274	277	81	86	86	76	70	70	48	65	72			
<b>Percent Utilization</b>	69%	68%	91%	90%	90%	91%	92%	92%	95%	93%	92%				
Nelson HS Grades 9-12, Secondary Gifted Placement	ENG	1341	12	1593	867	890	1208	1190	1168	1131	1078	1082	1039	1063	1061
	FI				139	170	188	211	251	275	303	328	320	295	260
	<b>Total</b>				<b>1006</b>	<b>1060</b>	<b>1396</b>	<b>1401</b>	<b>1420</b>	<b>1406</b>	<b>1381</b>	<b>1410</b>	<b>1358</b>	<b>1359</b>	<b>1321</b>
	<b>Available Pupil Places</b>	335	281	-55	-60	-79	-65	-40	-69	-17	-18	20			
<b>Percent Utilization</b>	75%	79%	104%	104%	106%	105%	103%	105%	101%	101%	99%				
Robert Bateman HS <b>Closed</b>	ENG	1323	3	1386	560	519	0	0	0	0	0	0	0	0	0
	SC-SPED				226	228	0	0	0	0	0	0	0	0	
	<b>Total</b>				<b>786</b>	<b>747</b>	<b>0</b>	<b>0</b>	<b>0</b>	<b>0</b>	<b>0</b>	<b>0</b>	<b>0</b>	<b>0</b>	
	<b>Available Pupil Places</b>	537	576	1323	1323	1323	1323	1323	1323	1323	1323				
<b>Percent Utilization</b>	59%	56%	0%	0%	0%	0%	0%	0%	0%	0%					



**NOTES CON'T:**

- M.M. Robinson HS: Essential Programming to be added to M.M. Robinson HS.
- M.M. Robinson HS: SC-SPED to be added to M.M. Robinson HS.
- M.M. Robinson HS: Utilization rates increase to 94% in 2020 then are projected to increase until 2021.
- M.M. Robinson HS: To receive Dr. Frank J. Hayden FI students
- Lester B. Pearson HS: No change to the current boundary or programs.
- Lester B. Pearson HS: In 2020, there will be 306 available pupil places. Utilization is expected to be at 52%.
- Dr. Frank J. Hayden SS: Becomes an English only school.
- Dr. Frank J. Hayden SS: Utilization rates to decrease to 120% by 2020, then are projected to increase until 2021.
- TDB: Assigned to M.M. Robinson HS

**IMPACTS ON ELEMENTARY SCHOOLS**

- Alexander's PS, John William Boich PS, Orchard Park PS, Charles R. Beaudoin PS: Split grade 8 cohort between Dr. Frank J. Hayden SS (ENG) and M.M. Robinson HS (FI).
- Tecumseh PS, Frontenac PS: to have a unified cohorts.

**RESULTS**

By 2020, there will be approximately 231 available pupil places overall; south of the QEW will have 82 available pupil places and north of the QEW to have 149 available pupil places. Overall a reduction of 1323 secondary pupil places. (north and south of the QEW calculations excludes SC-SPED TBD students)

	Program	OTG	Port	Total	2016	2017	2018	2019	2020	2021	2022	2023	2024	2025	2026
M.M. Robinson HS Grades 9-12	ENG	1347	12	1599	568	531	512	492	478	498	483	474	486	487	481
	FI				112	106	453	494	529	568	573	582	559	548	532
	EXTF				0	0	0	0	0	0	0	0	0	0	0
	SC-SPED				32	32	256	256	258	257	254	253	254	251	
	<b>Total</b>				<b>712</b>	<b>669</b>	<b>1221</b>	<b>1241</b>	<b>1265</b>	<b>1312</b>	<b>1310</b>	<b>1298</b>	<b>1289</b>	<b>1264</b>	
	<b>Available/Shortage of Pupil Places</b>				635	678	126	106	82	21	35	37	49	58	83
<b>Percent Utilization</b>	53%	50%	91%	92%	94%	98%	97%	96%	96%	94%					
Lester B. Pearson HS Grades 9-12	ENG	642	14	936	346	333	318	304	281	290	294	271	277	265	257
	EXTF				46	46	52	58	55	56	57	54	55	53	51
	<b>Total</b>				<b>392</b>	<b>379</b>	<b>371</b>	<b>363</b>	<b>336</b>	<b>347</b>	<b>351</b>	<b>325</b>	<b>332</b>	<b>318</b>	<b>308</b>
	<b>Available Pupil Places</b>	250	263	271	279	306	295	291	317	311	324	334			
<b>Percent Utilization</b>	61%	59%	58%	57%	52%	54%	55%	51%	52%	50%	48%				
Dr. Frank J. Hayden SS Grades 9-12	ENG	1194	12	1446	1285	1378	1418	1428	1432	1453	1416	1391	1360	1294	1248
	FI				251	276	0	0	0	0	0	0	0	0	
	<b>Total</b>				<b>1536</b>	<b>1654</b>	<b>1418</b>	<b>1428</b>	<b>1432</b>	<b>1453</b>	<b>1416</b>	<b>1391</b>	<b>1360</b>	<b>1294</b>	<b>1248</b>
	<b>Available/Shortage of Pupil Places</b>	-342	-460	-224	-234	-238	-259	-222	-197	-166	-100	-54			
<b>Percent Utilization</b>	129%	139%	119%	120%	120%	122%	119%	117%	114%	108%	105%				
TBD Grades 9-12	ENG				0	0	0	0	0	0	0	0	0	0	0
	FI				0	0	0	0	0	0	0	0	0	0	0
	<b>Total</b>	<b>0</b>	<b>0</b>	<b>0</b>	<b>0</b>	<b>0</b>	<b>0</b>	<b>0</b>	<b>0</b>	<b>0</b>	<b>0</b>	<b>0</b>			
<b>Total</b>		<b>7275</b>	<b>69</b>	<b>8724</b>	<b>5464</b>	<b>5565</b>	<b>5665</b>	<b>5707</b>	<b>5721</b>	<b>5795</b>	<b>5726</b>	<b>5694</b>	<b>5618</b>	<b>5498</b>	<b>5396</b>