

**RATIONALE:** A Program and Accommodation Committee request. (Jan 13, 2017)

**ISSUES:**

- SC-SPED program relocated from Robert Bateman HS to Aldershot HS.
- Essential programming to be relocated from Robert Bateman HS to M.M. Robinson HS.
- International Baccalaureate (IB) program relocated to Burlington Central HS.
- FI program removed from Dr. Frank J. Hayden SS.
- Lester B. Pearson HS remains under enrolled.

**NOTES:**

- Aldershot HS: SC-SPED program added.
- Aldershot HS: Utilization rates increase to 99% by 2020, then expected to decrease.
- Aldershot HS: No change to the current boundaries.
- Burlington Central HS: Boundary expands to include areas east of Guelph Line.
- Burlington Central HS: International Baccalaureate program to be added.
- Burlington Central HS: Utilization rates increase to 90% in 2020 and continue to increase until 2024.
- Nelson HS: English catchment expands to include Robert Bateman HS.
- Nelson HS: Utilization rates expected to increase to 106%, by 2020, then are projected to decline.
- Robert Bateman HS: **Closes June 2018.**

**NOTES CON'T:**

- M.M. Robinson HS: Essential Programming to be added to M.M. Robinson HS.
- M.M. Robinson HS: To receive Dr. Frank J. Hayden SS FI students.
- M.M. Robinson HS: Utilization rates are expected to increase to 91% by 2020, then projected to increase until 2021.
- Lester B. Pearson HS: No change to the current boundary or programs.
- Lester B. Pearson HS: Utilization rates are expected to decrease to 52%, with 306 available pupil places, by 2020 and continue to decrease to 2026.
- Dr. Frank J. Hayden SS: Becomes an English-only school.
- Dr. Frank J. Hayden SS: Utilization rates decreases to 117% by 2020 but will increase until 2021.
- TDB: Not Assigned

**IMPACTS ON ELEMENTARY SCHOOLS**

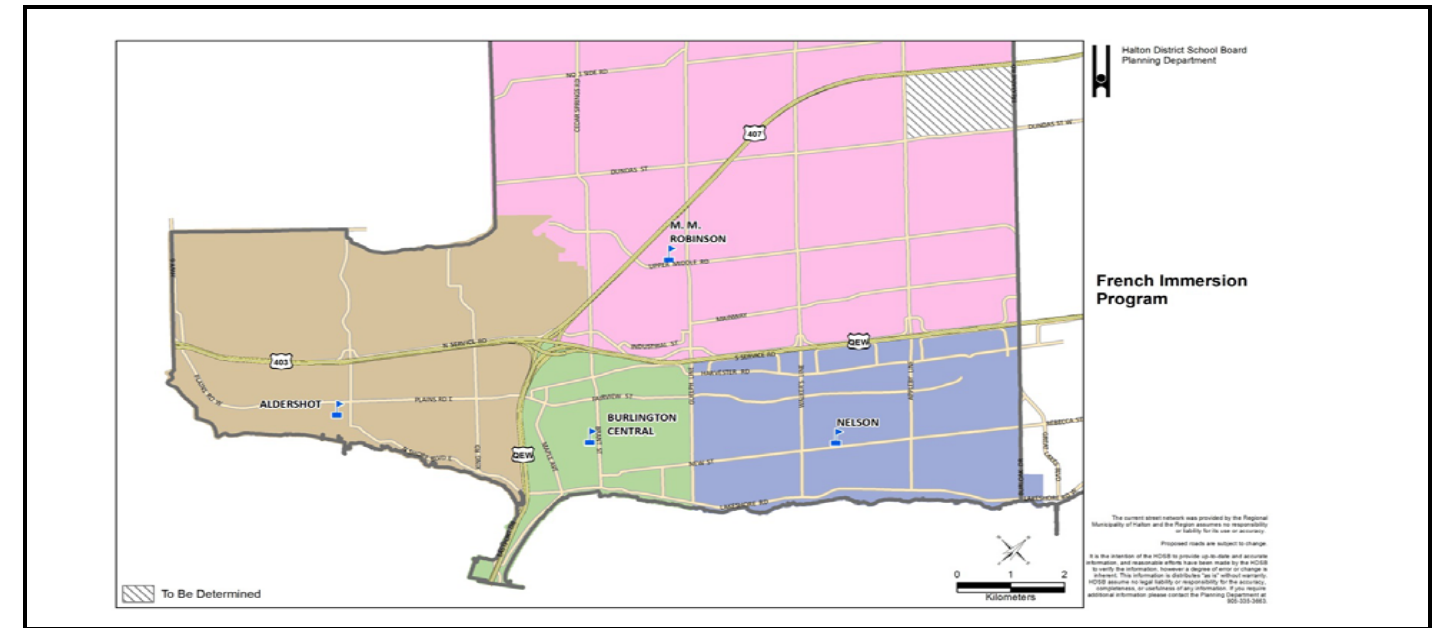
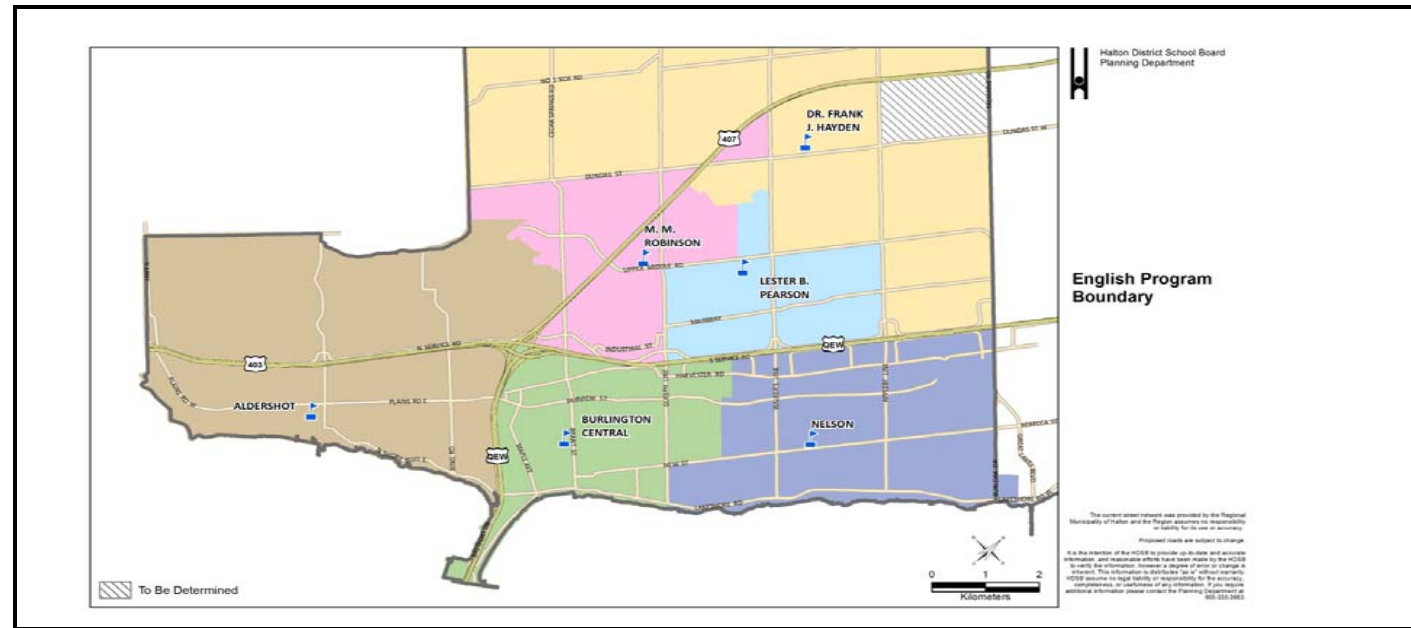
- Alexander's PS, John William Boich PS, Orchard Park PS, Charles R. Beaudoin PS: Split grade 8 cohort between Dr. Frank J. Hayden SS (ENG) and M.M. Robinson HS (FI).
- Tecumseh PS, Frontenac PS: to have a unified cohorts.

**RESULTS**

By 2020, there will be approximately 231 available pupil places overall; south of the QEW will have 13 available pupil places and north of the QEW to have 218 available pupil places. Overall a reduction of 1323 secondary pupil places. (north and south of the QEW calculations excludes SC-SPED TDB students)

	Program	OTG	Port	Total	2016	2017	2018	2019	2020	2021	2022	2023	2024	2025	2026	
Aldershot HS Grades 9-12	ENG	558	10	768	337	358	368	389	381	361	356	343	337	329	343	
	FI				99	106	102	102	102	108	110	114	111	105	114	
	SC-SPED				0	0	69	69	69	69	69	69	69	69	69	
	<b>Total</b>				<b>436</b>	<b>464</b>	<b>539</b>	<b>560</b>	<b>552</b>	<b>539</b>	<b>535</b>	<b>526</b>	<b>518</b>	<b>503</b>	<b>526</b>	
	<b>Available/Shortage of Pupil Places</b>					122	94	19	-2	6	19	23	32	40	55	32
	<b>Percent Utilization</b>					78%	83%	97%	100%	99%	97%	96%	94%	93%	90%	94%
Burlington Central HS Grades 9-12, ESL Program, IB Program	ENG	870	6	996	542	532	716	704	688	678	681	681	707	698	690	
	FI				54	61	73	79	97	115	118	119	115	107	108	
	<b>Total</b>				<b>596</b>	<b>593</b>	<b>789</b>	<b>784</b>	<b>784</b>	<b>794</b>	<b>800</b>	<b>800</b>	<b>822</b>	<b>805</b>	<b>798</b>	
	<b>Available Pupil Places</b>					274	277	81	86	86	76	70	48	65	72	
<b>Percent Utilization</b>					69%	68%	91%	90%	90%	91%	92%	92%	95%	93%	92%	
Nelson HS Grades 9-12, Secondary Gifted Placement	ENG	1341	12	1593	867	890	1208	1190	1168	1131	1078	1082	1039	1063	1061	
	FI				139	170	188	211	251	275	303	328	320	295	260	
	<b>Total</b>				<b>1006</b>	<b>1060</b>	<b>1396</b>	<b>1401</b>	<b>1420</b>	<b>1406</b>	<b>1381</b>	<b>1410</b>	<b>1358</b>	<b>1359</b>	<b>1321</b>	
	<b>Available/Shortage of Pupil Places</b>					335	281	-55	-60	-79	-65	-40	-69	-17	-18	20
<b>Percent Utilization</b>					75%	79%	104%	104%	106%	105%	103%	105%	101%	101%	99%	
Robert Bateman HS <b>Closed</b>	ENG	1323	3	1386	560	519	0	0	0	0	0	0	0	0	0	
	SC-SPED				226	228	0	0	0	0	0	0	0	0	0	
	<b>Total</b>				<b>786</b>	<b>747</b>	<b>0</b>	<b>0</b>	<b>0</b>	<b>0</b>	<b>0</b>	<b>0</b>	<b>0</b>	<b>0</b>	<b>0</b>	
	<b>Available Pupil Places</b>					537	576	1323	1323	1323	1323	1323	1323	1323	1323	
<b>Percent Utilization</b>					59%	56%	0%	0%	0%	0%	0%	0%	0%	0%	0%	

	Program	OTG	Port	Total	2016	2017	2018	2019	2020	2021	2022	2023	2024	2025	2026	
M.M. Robinson HS Grades 9-12	ENG	1347	12	1599	568	531	544	526	513	526	503	485	489	480	473	
	FI				112	106	453	494	529	567	570	578	553	540	524	
	EXTF				0	0	0	0	0	0	0	0	0	0	0	0
	SC-SPED				32	32	187	187	189	190	188	185	184	185	182	
	<b>Total</b>				<b>712</b>	<b>669</b>	<b>1184</b>	<b>1207</b>	<b>1232</b>	<b>1284</b>	<b>1261</b>	<b>1248</b>	<b>1226</b>	<b>1206</b>	<b>1179</b>	
	<b>Available Pupil Places</b>					635	678	163	140	115	63	86	99	121	141	168
<b>Percent Utilization</b>					53%	50%	88%	90%	91%	95%	94%	93%	91%	90%	88%	
Lester B. Pearson HS Grades 9-12	ENG	642	14	936	346	333	318	304	281	290	294	271	277	265	257	
	EXTF				46	46	52	58	55	56	57	54	55	53	51	
	<b>Total</b>				<b>392</b>	<b>379</b>	<b>371</b>	<b>363</b>	<b>336</b>	<b>347</b>	<b>351</b>	<b>325</b>	<b>332</b>	<b>318</b>	<b>308</b>	
	<b>Available Pupil Places</b>					250	263	271	279	306	295	291	317	311	324	334
<b>Percent Utilization</b>					61%	59%	58%	57%	52%	54%	55%	51%	52%	50%	48%	
Dr. Frank J. Hayden SS Grades 9-12	ENG	1194	12	1446	1285	1378	1386	1394	1397	1417	1380	1355	1323	1257	1211	
	FI				251	276	0	0	0	0	0	0	0	0	0	
	<b>Total</b>				<b>1536</b>	<b>1654</b>	<b>1386</b>	<b>1394</b>	<b>1397</b>	<b>1417</b>	<b>1380</b>	<b>1355</b>	<b>1323</b>	<b>1257</b>	<b>1211</b>	
	<b>Shortage of Pupil Places</b>					-342	-460	-192	-200	-203	-223	-186	-161	-129	-63	-17
<b>Percent Utilization</b>					129%	139%	116%	117%	117%	119%	116%	113%	111%	105%	101%	
TBD (Grades 9-12)	ENG				0	0	0	0	0	8	16	25	34	44	46	
	FI				0	0	0	0	0	1	3	4	6	8	8	
	<b>Total</b>				<b>0</b>	<b>0</b>	<b>0</b>	<b>0</b>	<b>0</b>	<b>9</b>	<b>19</b>	<b>29</b>	<b>40</b>	<b>52</b>	<b>54</b>	
<b>Total</b>		<b>7275</b>	<b>69</b>	<b>8724</b>	<b>5464</b>	<b>5565</b>	<b>5665</b>	<b>5707</b>	<b>5721</b>	<b>5795</b>	<b>5726</b>	<b>5694</b>	<b>5618</b>	<b>5498</b>	<b>5396</b>	



**RATIONALE:** A Program and Accommodation Committee request. (Jan 13, 2017)

**ISSUES:**

- Robert Bateman HS students in SC-SPED and reside south of QEW or in the Aldershot community to be directed to Aldershot HS.
- Robert Bateman HS students in SC-SPED and reside north of QEW be directed to M.M. Robinson HS
- Essential programming to be relocated from Robert Bateman HS to M.M. Robinson HS.
- International Baccalaureate (IB) program relocated to Burlington Central HS.
- FI program removed from Dr. Frank J. Hayden SS.
- Lester B. Pearson HS remains under enrolled.

**NOTES:**

- Aldershot HS:** SC-SPED program added for students that attended Robert Bateman HS and reside south of the QEW or in Aldershot
- Aldershot HS:** Utilization rates increase to 96% by 2020, then expected to decrease.
- Aldershot HS:** No change to the current boundaries.
- Burlington Central HS:** Boundary expands to include areas east of Guelph Line.
- Burlington Central HS:** International Baccalaureate program to be added.
- Burlington Central HS:** Utilization rates increase to 90% in 2020 and continue to increase until 2024.
- Nelson HS:** English catchment expands to include Robert Bateman HS.
- Nelson HS:** Utilization rates expected to increase to 106%, by 2020, then are projected to decline.
- Robert Bateman HS:** Closes June 2018.

**NOTES CON'T:**

- M.M. Robinson HS:** Essential Programming to be added to M.M. Robinson HS.
- M.M. Robinson HS:** To receive Robert Bateman HS SC-SPED students that reside north of the QEW.
- M.M. Robinson HS:** To receive Dr. Frank J. Hayden SS FI students.
- M.M. Robinson HS:** Utilization rates are expected to increase to 93% by 2020, then projected to increase until 2021.
- Lester B. Pearson HS:** No change to the current boundary or programs.
- Lester B. Pearson HS:** Utilization rates are expected to decrease to 52%, with 306 available pupil places, by 2020 and continue to decrease to 2026.
- Dr. Frank J. Hayden SS:** Becomes an English-only school.
- Dr. Frank J. Hayden SS:** Utilization rates decreases to 117% by 2020 but will increase until 2021.
- TDB:** Not Assigned

**IMPACTS ON ELEMENTARY SCHOOLS**

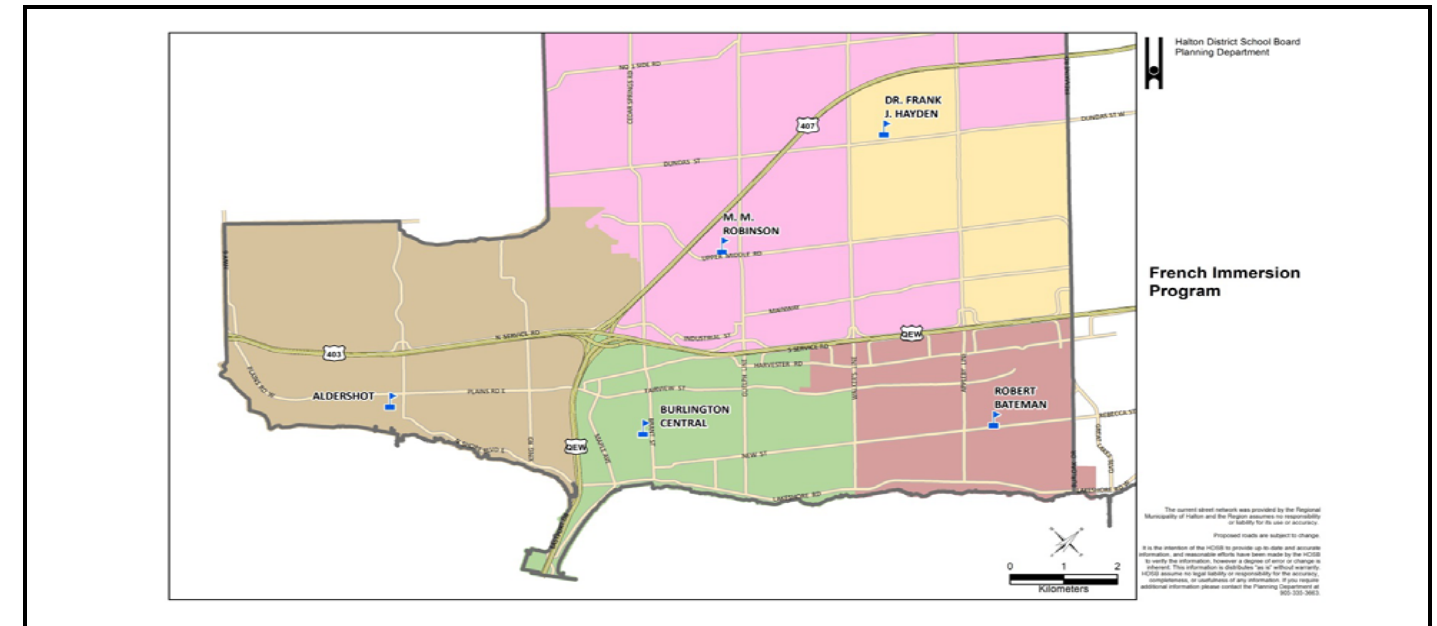
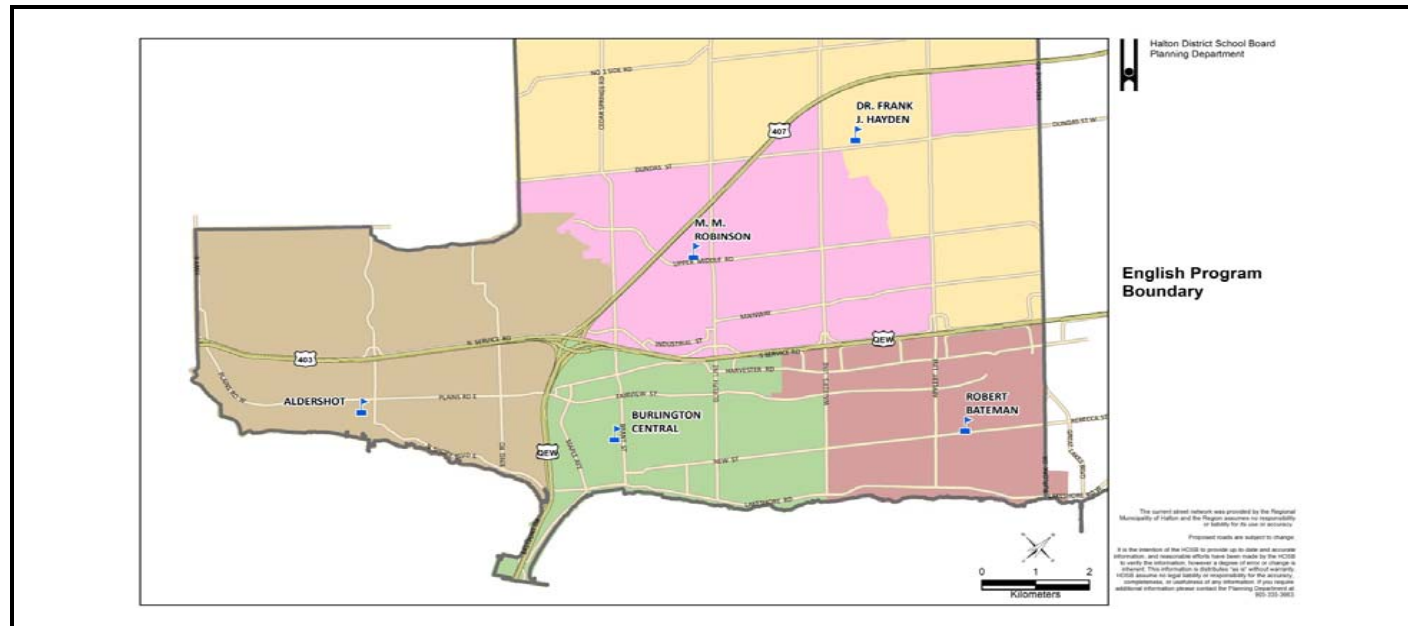
- Alexander's PS, John William Boich PS, Orchard Park PS, Charles R. Beaudoin PS:** Split grade 8 cohort between Dr. Frank J. Hayden SS (ENG) and M.M. Robinson HS (FI).
- Tecumseh PS, Frontenac PS:** to have a unified cohorts.

**RESULTS**

By 2020, there will be approximately 231 available pupil places overall; south of the QEW will have 31 available pupil places and north of the QEW to have 200 available pupil places. Overall a reduction of 1323 secondary pupil places. (north and south of the QEW calculations excludes SC-SPED TBD)

	Program	OTG	Port	Total	2016	2017	2018	2019	2020	2021	2022	2023	2024	2025	2026
<b>Aldershot HS</b> Grades 9-12	ENG	558	10	768	337	358	368	389	381	361	356	343	337	329	343
	FI				99	106	102	102	102	108	110	114	111	105	114
	SC-SPED				0	0	51	51	51	51	51	51	51	51	51
	<b>Total</b>				<b>436</b>	<b>464</b>	<b>521</b>	<b>542</b>	<b>534</b>	<b>521</b>	<b>517</b>	<b>508</b>	<b>500</b>	<b>485</b>	<b>508</b>
	<b>Available Pupil Places</b>				122	94	37	16	24	37	41	50	58	73	50
<b>Percent Utilization</b>	78%	83%	93%	97%	96%	93%	93%	91%	90%	87%	91%				
<b>Burlington Central HS</b> Grades 9-12, ESL Program, IB Program	ENG	870	6	996	542	532	716	704	688	678	681	681	707	698	690
	FI				54	61	73	79	97	115	118	119	115	107	108
	<b>Total</b>				<b>596</b>	<b>593</b>	<b>789</b>	<b>784</b>	<b>784</b>	<b>794</b>	<b>800</b>	<b>800</b>	<b>822</b>	<b>805</b>	<b>798</b>
	<b>Available Pupil Places</b>				274	277	81	86	86	76	70	70	48	65	72
	<b>Percent Utilization</b>				69%	68%	91%	90%	90%	91%	92%	92%	95%	93%	92%
<b>Nelson HS</b> Grades 9-12, Secondary Gifted Placement	ENG	1341	12	1593	867	890	1208	1190	1168	1131	1078	1082	1039	1063	1061
	FI				139	170	188	211	251	303	328	320	295	260	
	<b>Total</b>				<b>1006</b>	<b>1060</b>	<b>1396</b>	<b>1401</b>	<b>1420</b>	<b>1406</b>	<b>1381</b>	<b>1410</b>	<b>1358</b>	<b>1359</b>	<b>1321</b>
	<b>Available/Shortage of Pupil Places</b>				335	281	-55	-60	-79	-65	-40	-69	-17	-18	20
	<b>Percent Utilization</b>				75%	79%	104%	104%	106%	105%	103%	105%	101%	101%	99%
<b>Robert Bateman HS</b> <b>Closed</b>	ENG	1323	3	1386	560	519	0	0	0	0	0	0	0	0	0
	SC-SPED				226	228	0	0	0	0	0	0	0	0	
	<b>Total</b>				<b>786</b>	<b>747</b>	<b>0</b>	<b>0</b>	<b>0</b>	<b>0</b>	<b>0</b>	<b>0</b>	<b>0</b>	<b>0</b>	
	<b>Available Pupil Places</b>				537	576	1323	1323	1323	1323	1323	1323	1323	1323	
	<b>Percent Utilization</b>				59%	56%	0%	0%	0%	0%	0%	0%	0%	0%	

	Program	OTG	Port	Total	2016	2017	2018	2019	2020	2021	2022	2023	2024	2025	2026
<b>M.M. Robinson HS</b> Grades 9-12	ENG	1347	12	1599	568	531	544	526	513	526	503	485	489	480	473
	FI				112	106	453	494	529	567	570	578	553	540	524
	EXTF				0	0	0	0	0	0	0	0	0	0	0
	SC-SPED				32	32	205	205	207	208	206	203	202	203	200
	<b>Total</b>				<b>712</b>	<b>669</b>	<b>1202</b>	<b>1225</b>	<b>1250</b>	<b>1302</b>	<b>1279</b>	<b>1266</b>	<b>1244</b>	<b>1224</b>	<b>1197</b>
<b>Available Pupil Places</b>	635	678	145	122	97	45	68	81	103	123	150				
<b>Percent Utilization</b>	53%	50%	89%	91%	93%	97%	95%	94%	92%	91%	89%				
<b>Lester B. Pearson HS</b> Grades 9-12	ENG	642	14	936	346	333	318	304	281	290	294	271	277	265	257
	EXTF				46	46	52	58	55	56	57	54	55	53	51
	<b>Total</b>				<b>392</b>	<b>379</b>	<b>371</b>	<b>363</b>	<b>336</b>	<b>347</b>	<b>351</b>	<b>325</b>	<b>332</b>	<b>318</b>	<b>308</b>
	<b>Available Pupil Places</b>				250	263	271	279	306	295	291	317	311	324	334
	<b>Percent Utilization</b>				61%	59%	58%	57%	52%	54%	55%	51%	52%	50%	48%
<b>Dr. Frank J. Hayden SS</b> Grades 9-12	ENG	1194	12	1446	1285	1378	1386	1394	1397	1417	1380	1355	1323	1257	1211
	FI				251	276	0	0	0	0	0	0	0	0	
	<b>Total</b>				<b>1536</b>	<b>1654</b>	<b>1386</b>	<b>1394</b>	<b>1397</b>	<b>1417</b>	<b>1380</b>	<b>1355</b>	<b>1323</b>	<b>1257</b>	<b>1211</b>
	<b>Shortage of Pupil Places</b>				-342	-460	-192	-200	-203	-223	-186	-161	-129	-63	-17
	<b>Percent Utilization</b>				129%	139%	116%	117%	117%	119%	116%	113%	111%	105%	101%
<b>TBD</b> (Grades 9-12)	ENG				0	0	0	0	0	8	16	25	34	44	46
	FI				0	0	0	0	0	1	3	4	6	8	8
	<b>Total</b>	<b>0</b>	<b>0</b>	<b>0</b>	<b>0</b>	<b>0</b>	<b>9</b>	<b>19</b>	<b>29</b>	<b>40</b>	<b>52</b>	<b>54</b>			
<b>Total</b>		<b>7275</b>	<b>69</b>	<b>8724</b>	<b>5464</b>	<b>5565</b>	<b>5665</b>	<b>5707</b>	<b>5721</b>	<b>5795</b>	<b>5726</b>	<b>5694</b>	<b>5618</b>	<b>5498</b>	<b>5396</b>



**RATIONALE:** A Program and Accommodation Committee request. (Jan 13, 2017)

**ISSUES:**

- Burlington Central HS reaches Total Capacity in 2024. 63 empty pupil places at Burlington Central Elementary PSto the secondary school OTG.
- Robert Bateman HS reaches Total Capacity in 2018.
- PAR maybe required for the Burlington Central Elementary PS community.
- FI Program added to Robert Bateman HS
- Secondary Gifted Placement added to Aldershot HS.
- M.M. Robinson HS receives the EXTf program.
- Dr. Frank J. Hayden SS is exceeds Total Capacity.

**NOTES:**

- Aldershot HS: No change to the current boundary. Classrooms available from the elementary facility.
- Aldershot HS: Utilization rates increase to 114% in 2020, then decline.
- Aldershot HS: Secondary Gifted program added.
- Burlington Central HS: Boundary expands to include areas east towards Walker's Line.
- Burlington Central HS: Utilization rates increase to 107% in 2020 and continue to increase until 2024.
- Burlington Central HS: Reaches Total Capacity in 2024.
- Nelson HS: Closes June 2018.

**NOTES CON'T:**

- Robert Bateman HS: Boundary expands west to Walker's Line
- Robert Bateman HS: Utilization rates increase to 102% in 2020.
- M.M. Robinson HS: EXTf is added to M.M. Robinson HS.
- M.M. Robinson HS: Utilization rates increase to 93% in 2020 then are projected to increase until 2021.
- M.M. Robinson HS: Expands east to include the Florence Meares PS catchment.
- M.M. Robinson HS: Alton Village West and Evergreen to be directed to M.M. Robinson HS.
- Lester B. Pearson HS: Closes in 2018
- Dr. Frank J. Hayden SS: Boundary is reduced to exclude the Florence Meares PS catchment.
- Dr. Frank J. Hayden SS: Utilization rates to decrease to 130% by 2020, then are projected to increase until 2021.
- Dr. Frank J. Hayden SS: Remains over Total Capacity.
- TDB: Assigned to M.M. Robinson HS

**IMPACTS ON ELEMENTARY SCHOOLS**

- John T. Tuck PS, Pineland PS: To have a split grade 8 cohort between Burlington Central HS and Robert Batemans HS.
- Tecumseh PS, Frontenac PS and C.H. Norton PS: To have a unified cohorts.
- Florence Meares PS to be redirected to M.M. Robinson HS.

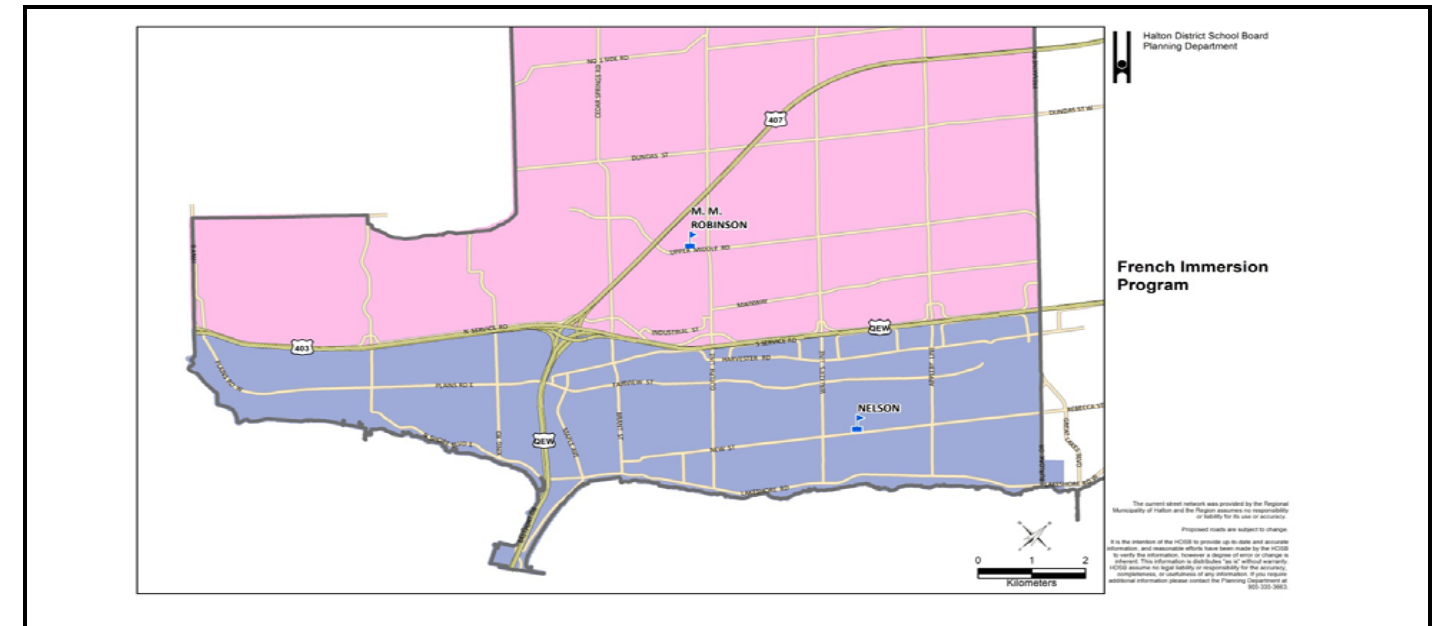
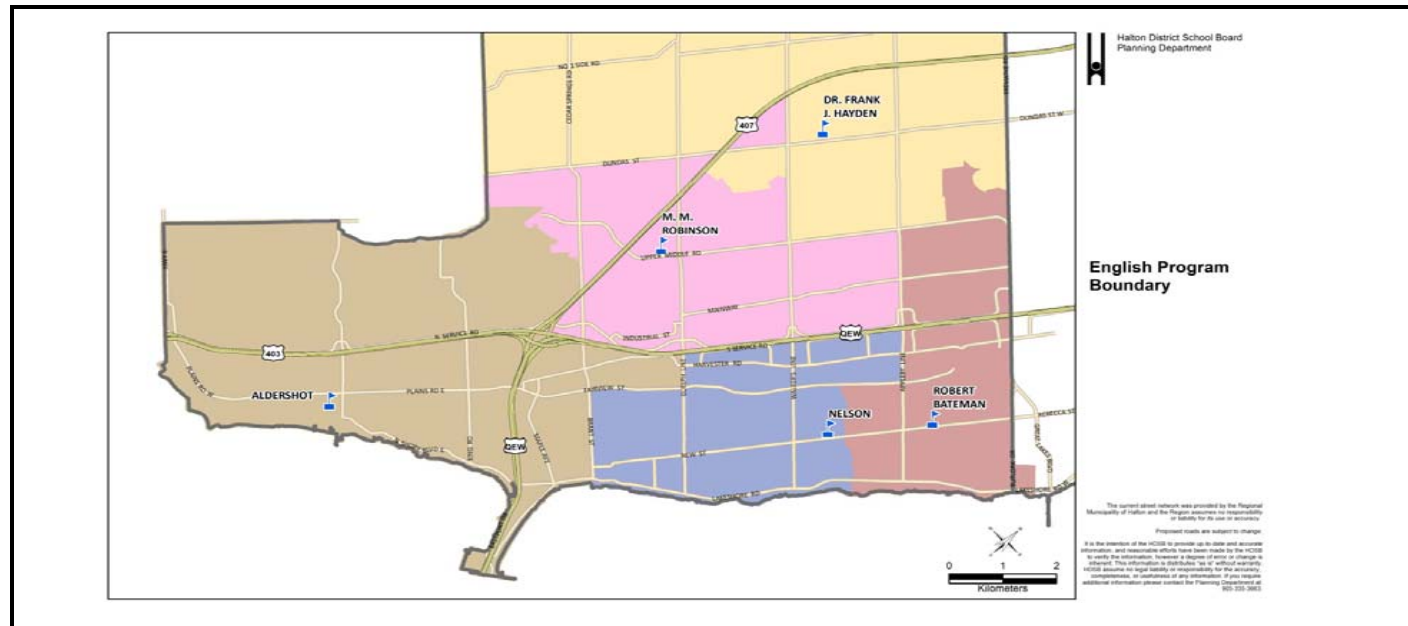
**RESULTS**

By 2020, there will be approximately an overall shortage of 429 pupil places; south of the QEW will have a shortage of 266 pupil places and north of the

	Program	OTG	Port Cap	Total	2016	2017	2018	2019	2020	2021	2022	2023	2024	2025	2026	
Aldershot HS Grades 9-12, Secondary Gifted Placement	ENG	558	10	768	337	358	454	499	532	510	488	460	431	412	412	
	FI				99	106	102	102	102	108	110	114	111	105	114	
	<b>Total</b>				<b>436</b>	<b>464</b>	<b>556</b>	<b>601</b>	<b>634</b>	<b>618</b>	<b>598</b>	<b>575</b>	<b>542</b>	<b>517</b>	<b>526</b>	
	<b>Available / Shortage of Pupil Places</b>					122	94	2	-43	-76	-60	-40	-17	16	41	32
	<b>Percent Utilization</b>					78%	83%	100%	108%	114%	111%	107%	103%	97%	93%	94%
Burlington Central HS Grades 9-12, ESL Program	ENG	870	6	996	542	532	830	823	810	801	801	821	849	839	833	
	FI				54	61	104	106	124	145	151	155	150	139	136	
	<b>Total</b>				<b>596</b>	<b>593</b>	<b>933</b>	<b>929</b>	<b>934</b>	<b>947</b>	<b>953</b>	<b>976</b>	<b>999</b>	<b>978</b>	<b>969</b>	
	<b>Available / Shortage of Pupil Places</b>					274	277	-63	-59	-64	-77	-83	-106	-129	-108	-99
<b>Percent Utilization</b>					69%	68%	107%	107%	107%	109%	109%	112%	115%	112%	111%	
Nelson HS Closed	ENG	1341	12	1593	867	890	0	0	0	0	0	0	0	0	0	
	FI				139	170	0	0	0	0	0	0	0	0	0	
	<b>Total</b>				<b>1006</b>	<b>1060</b>	<b>0</b>	<b>0</b>	<b>0</b>	<b>0</b>	<b>0</b>	<b>0</b>	<b>0</b>	<b>0</b>	<b>0</b>	
	<b>Available Pupil Places</b>					335	281	1341	1341	1341	1341	1341	1341	1341	1341	
<b>Percent Utilization</b>					75%	79%	0%	0%	0%	0%	0%	0%	0%	0%		
Robert Bateman HS IB Program	ENG	1323	3	1386	560	519	1008	961	895	860	826	825	803	839	849	
	FI				0	0	158	184	224	245	270	292	285	263	232	
	SC-SPED				226	228	224	224	226	227	225	222	221	222	219	
	<b>Total</b>	<b>786</b>	<b>747</b>	<b>1390</b>	<b>1370</b>	<b>1346</b>	<b>1332</b>	<b>1320</b>	<b>1339</b>	<b>1320</b>	<b>1339</b>	<b>1325</b>	<b>1299</b>			
	<b>Available / Shortage of Pupil Places</b>					537	576	-67	-47	-23	-9	3	-16	14	-2	24
<b>Percent Utilization</b>					59%	56%	105%	104%	102%	101%	100%	101%	99%	100%	98%	

\*At peak enrolment, Aldershot Elementary PS is projected to have 10 rooms available, or and addition of 210 pupil places.

	Program	OTG	Port Cap	Total	2016	2017	2018	2019	2020	2021	2022	2023	2024	2025	2026
M.M. Robinson HS Grades 9-12	ENG	1347	12	1599	568	531	1100	1060	1025	1070	1060	1018	1014	1002	978
	FI				112	106	128	145	147	177	177	183	189	181	183
	EXTf				0	0	52	58	55	56	57	54	55	53	51
	SC-SPED	32	32	32	32	32	32	32	32	32	32	32	32	32	
	<b>Total</b>	<b>712</b>	<b>669</b>	<b>1312</b>	<b>1295</b>	<b>1259</b>	<b>1336</b>	<b>1326</b>	<b>1286</b>	<b>1290</b>	<b>1269</b>	<b>1244</b>			
<b>Available Pupil Places</b>					635	678	35	52	88	11	21	61	57	78	103
<b>Percent Utilization</b>					53%	50%	97%	96%	93%	99%	98%	96%	96%	94%	92%
Lester B. Pearson HS Closed	ENG	642	14	936	346	333	0	0	0	0	0	0	0	0	0
	EXTf				46	46	0	0	0	0	0	0	0	0	
	<b>Total</b>				<b>392</b>	<b>379</b>	<b>0</b>	<b>0</b>	<b>0</b>	<b>0</b>	<b>0</b>	<b>0</b>	<b>0</b>	<b>0</b>	
	<b>Available Pupil Places</b>					250	263	642	642	642	642	642	642	642	642
<b>Percent Utilization</b>					61%	59%	0%	0%	0%	0%	0%	0%	0%	0%	
Dr. Frank J. Hayden SS Grades 9-12	ENG	1194	12	1446	1285	1378	1149	1164	1166	1170	1134	1119	1109	1043	1008
	FI				251	276	325	349	383	391	396	399	369	367	350
	<b>Total</b>				<b>1536</b>	<b>1654</b>	<b>1473</b>	<b>1513</b>	<b>1548</b>	<b>1562</b>	<b>1529</b>	<b>1518</b>	<b>1478</b>	<b>1410</b>	<b>1358</b>
	<b>Available / Shortage of Pupil Places</b>					-342	-460	-279	-319	-354	-368	-335	-324	-284	-216
<b>Percent Utilization</b>					129%	139%	123%	127%	130%	131%	128%	127%	124%	118%	114%
TBD Grades 9-12	ENG				0	0	0	0	0	0	0	0	0	0	0
	FI				0	0	0	0	0	0	0	0	0	0	0
	<b>Total</b>	<b>0</b>	<b>0</b>	<b>0</b>	<b>0</b>	<b>0</b>	<b>0</b>	<b>0</b>	<b>0</b>	<b>0</b>	<b>0</b>	<b>0</b>	<b>0</b>	<b>0</b>	<b>0</b>
<b>Total</b>		<b>7275</b>	<b>69</b>	<b>8724</b>	<b>5464</b>	<b>5565</b>	<b>5665</b>	<b>5707</b>	<b>5721</b>	<b>5795</b>	<b>5726</b>	<b>5694</b>	<b>5618</b>	<b>5498</b>	<b>5396</b>



**RATIONALE:** A Program and Accommodation Committee request. (Jan 13, 2017)

**ISSUES:**  
 FI program removed from Aldershot HS & Dr. Frank J. Hayden SS.  
 EXTf program added to M.M. Robinson HS.  
 PAR will be required for the Burlington Central community  
 ESL program to attend Aldershot HS.

**NOTES:**  
**Aldershot HS:** Boundaries expands east to Brant St. and Guelph Line (north of Fairview St)  
**Aldershot HS:** Utilization rates increase to 132% by 2020, then expected to decrease. Classroom available at the elementary facility.  
**Aldershot HS:** Becomes an English-only school.  
**Aldershot HS:** ESL Program added.  
**Burlington Central HS:** Closes in June 2018.  
**Nelson HS:** English boundary expands west to Brant St. (south of Fairview St). The FI boundary is south QEW/403.  
**Nelson HS:** Utilization rates expected to increase to 96%, by 2020, and continue to grow until 2023.  
**Robert Bateman HS:** Utilization rates are expected to increase to 82% by 2020 and then decline.  
**Robert Bateman HS:** Boundary to expand east to include Frontenac PS and north to include Alexander's PS and south of Upper Middle Rd.  
**Robert Bateman HS:** Projected to have an excess of over 300 pupil places.  
**M.M. Robinson HS:** ENG boundary to expand to include Lester B. Pearson HS.

**NOTES CON'T:**

**M.M. Robinson HS:** EXTf program to be added.  
**M.M. Robinson HS:** Utilization rates are expected to increase to 107% by 2020 and continue to increase until 2021.  
**Lester B. Pearson HS:** Closes in June 2018.  
**Dr. Frank J. Hayden SS:** Becomes an English-only school.  
**Dr. Frank J. Hayden SS:** English boundary to include areas north of Dundas St, Florence Meares PS, Charles R. Beaudoin PS, Orchard Park PS and John William Boich PS north of Upper Middle Road catchments  
**Dr. Frank J. Hayden SS:** Utilization rates decreases to 98% by 2020 but will increase until 2021.  
**TDB:** Assigned to Dr. Frank J. Hayden SS (ENG) and M.M. Robinson HS (FI)  
**IMPACTS ON ELEMENTARY SCHOOLS**  
**Aldershot Elem PS:** Split grade 8 FI between M.M. Robinson HS, and Nelson HS.  
**Burlington Central Elem PS, Tecumseh PS:** Split grade 8 cohort between Aldershot HS and Nelson HS  
**Orchard Park PS:** Split grade 8 cohort between M.M. Robinson HS (FI) and Dr. Frank J. Hayden SS.(ENG).  
**Alexander's PS:** Split grade 8 cohort between Robert Bateman HS (ENG) and M.M. Robinson HS (FI)  
**John William Boich PS:** Split grade 8 cohort between Dr. Frank J Hayden SS (ENG), Robert Bateman HS (ENG) and M.M. Robinson HS (FI)  
**C.H. Norton PS, Frontenac PS:** Unified cohort.  
**Sir E. MacMillan PS** to be directed to M.M. Robinson HS.

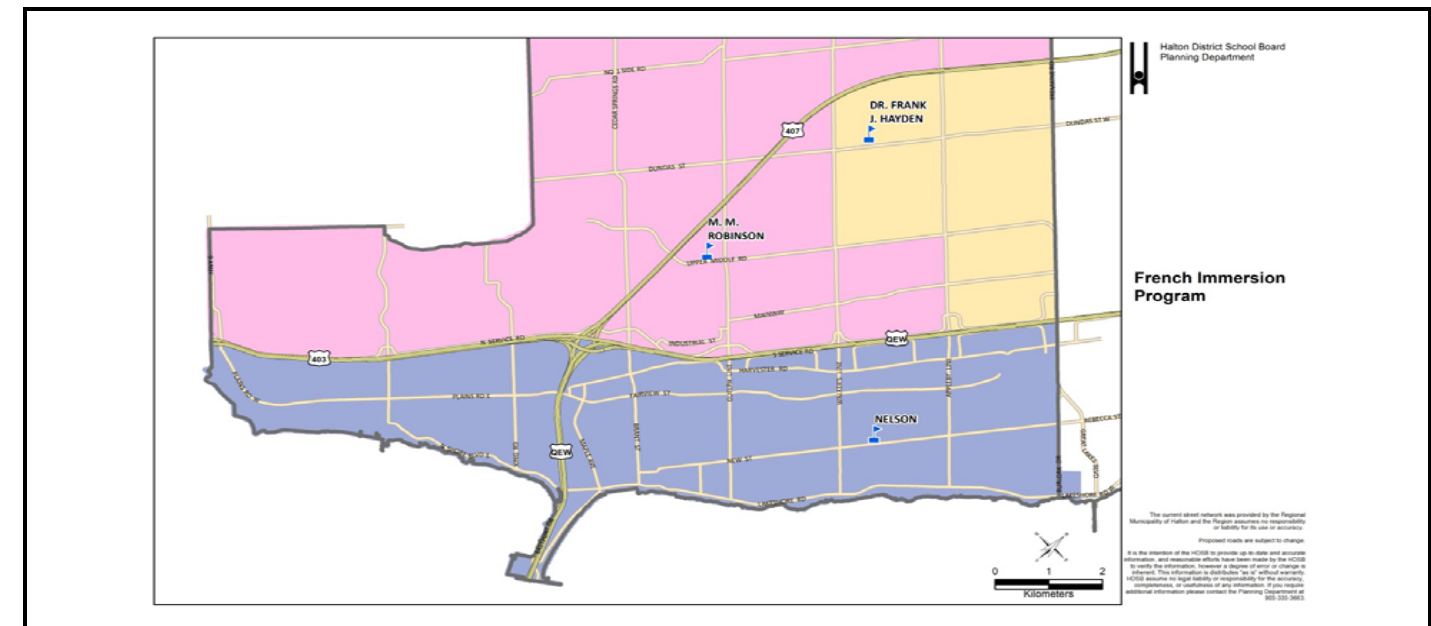
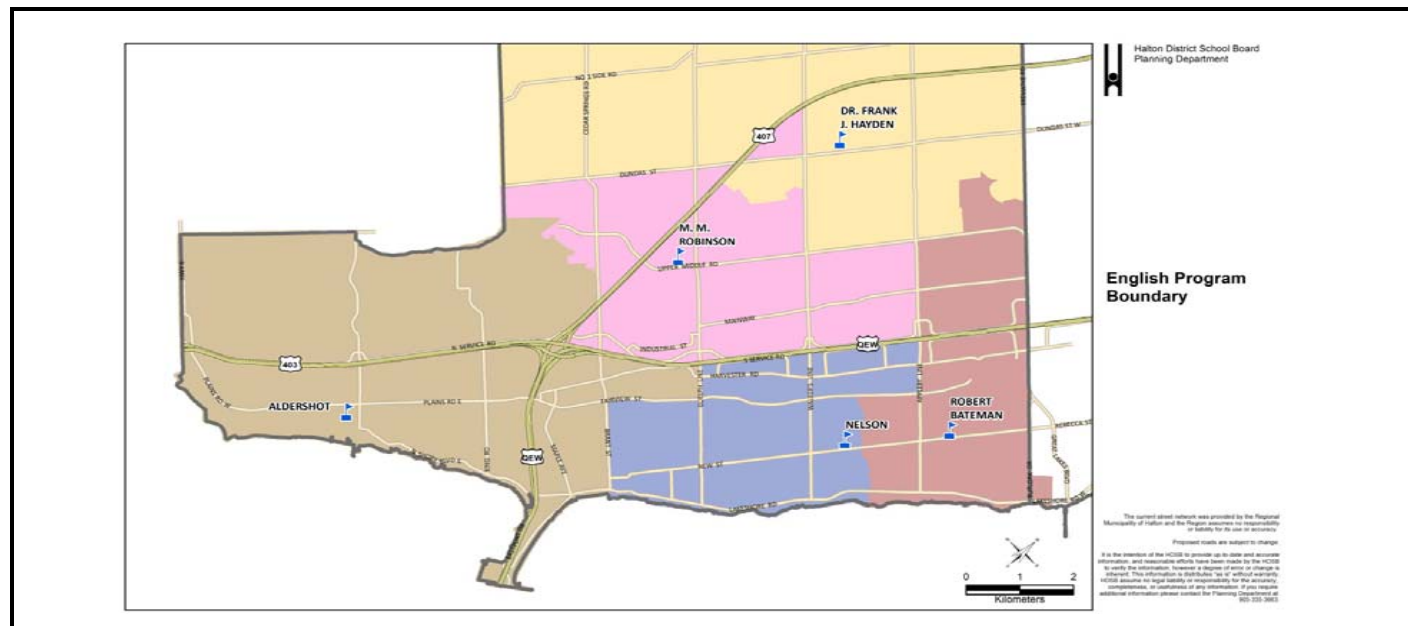
**RESULTS**

By 2020, there will be approximately 42 available pupil places overall; south of the QEW will have a shortage of 105 pupil places and north of the QEW to have 63 available pupil places. Overall a reduction of 1512 secondary pupil places.

	Program	OTG	Port Cap	Total	2016	2017	2018	2019	2020	2021	2022	2023	2024	2025	2026	
<b>Aldershot HS</b> Grades 9-12, ESL Program	ENG	558	10	768	337	358	714	746	737	708	702	689	699	686	698	
	FI				99	106	0	0	0	0	0	0	0	0	0	0
	<b>Total</b>				<b>436</b>	<b>464</b>	<b>714</b>	<b>746</b>	<b>737</b>	<b>708</b>	<b>702</b>	<b>689</b>	<b>699</b>	<b>686</b>	<b>698</b>	
	<b>Available/Shortage of Pupil Places</b>					122	94	-156	-188	-179	-150	-144	-131	-141	-128	-140
	<b>Percent Utilization</b>					78%	83%	128%	134%	132%	127%	126%	123%	125%	123%	125%
<b>Burlington Central HS</b> Closed	ENG	870	6	996	542	532	0	0	0	0	0	0	0	0	0	
	FI				54	61	0	0	0	0	0	0	0	0	0	0
	<b>Total</b>				<b>596</b>	<b>593</b>	<b>0</b>	<b>0</b>	<b>0</b>	<b>0</b>	<b>0</b>	<b>0</b>	<b>0</b>	<b>0</b>	<b>0</b>	<b>0</b>
	<b>Available Pupil Places</b>					274	277	870	870	870	870	870	870	870	870	
<b>Percent Utilization</b>					69%	68%	0%	0%	0%	0%	0%	0%	0%	0%	0%	
<b>Nelson HS</b> Grades 9-12, Secondary Gifted Placement	ENG	1341	12	1593	867	890	924	882	868	851	814	820	799	778	760	
	FI				139	170	335	366	423	470	502	530	515	477	450	
	<b>Total</b>				<b>1006</b>	<b>1060</b>	<b>1259</b>	<b>1248</b>	<b>1291</b>	<b>1321</b>	<b>1316</b>	<b>1350</b>	<b>1315</b>	<b>1256</b>	<b>1210</b>	
	<b>Available/Shortage of Pupil Places</b>					335	281	82	93	50	20	25	-9	26	85	131
<b>Percent Utilization</b>					75%	79%	94%	93%	96%	99%	98%	101%	98%	94%	90%	
<b>Robert Bateman HS</b> IB Program	ENG	1323	3	1386	560	519	892	902	863	828	800	785	756	782	775	
	SC-SPED				226	228	224	224	226	227	225	222	221	222	219	
	<b>Total</b>				<b>786</b>	<b>747</b>	<b>1116</b>	<b>1126</b>	<b>1090</b>	<b>1056</b>	<b>1024</b>	<b>1007</b>	<b>978</b>	<b>1005</b>	<b>994</b>	
	<b>Available Pupil Places</b>					537	576	207	197	233	267	299	316	345	318	329
<b>Percent Utilization</b>					59%	56%	84%	85%	82%	80%	77%	76%	74%	76%	75%	

\*At peak enrolment, Aldershot Elementary PS is projected to have 10 rooms available, or and addition of 210 pupil places.

	Program	OTG	Port Cap	Total	2016	2017	2018	2019	2020	2021	2022	2023	2024	2025	2026	
<b>M.M. Robinson HS</b> Grades 9-12	ENG	1347	12	1599	568	531	863	830	794	816	797	757	765	745	730	
	FI				112	106	481	521	556	597	602	613	589	577	565	
	EXTf				0	0	52	58	55	56	57	54	55	53	51	
	SC-SPED	32	32	32	32	32	32	32	32	32	32	32	32	32		
	<b>Total</b>	<b>712</b>	<b>669</b>	<b>1429</b>	<b>1441</b>	<b>1437</b>	<b>1502</b>	<b>1489</b>	<b>1455</b>	<b>1441</b>	<b>1408</b>	<b>1378</b>				
<b>Available/Shortage of Pupil Places</b>					635	678	-82	-94	-90	-155	-142	-108	-94	-61	-31	
<b>Percent Utilization</b>					53%	50%	106%	107%	107%	111%	111%	108%	107%	104%	102%	
<b>Lester B. Pearson HS</b> Closed	ENG	642	14	936	346	333	0	0	0	0	0	0	0	0	0	
	EXTf				46	46	0	0	0	0	0	0	0	0	0	
	<b>Total</b>				<b>392</b>	<b>379</b>	<b>0</b>	<b>0</b>	<b>0</b>	<b>0</b>	<b>0</b>	<b>0</b>	<b>0</b>	<b>0</b>		
	<b>Available Pupil Places</b>					250	263	642	642	642	642	642	642	642	642	
<b>Percent Utilization</b>					61%	59%	0%	0%	0%	0%	0%	0%	0%	0%		
<b>Dr. Frank J. Hayden SS</b> Grades 9-12	ENG	1194	12	1446	1285	1378	1147	1146	1167	1208	1194	1192	1186	1144	1116	
	FI				251	276	0	0	0	0	0	0	0	0	0	0
	<b>Total</b>				<b>1536</b>	<b>1654</b>	<b>1147</b>	<b>1146</b>	<b>1167</b>	<b>1208</b>	<b>1194</b>	<b>1192</b>	<b>1186</b>	<b>1144</b>	<b>1116</b>	
	<b>Available/Shortage of Pupil Places</b>					-342	-460	47	48	27	-14	0	2	8	50	78
<b>Percent Utilization</b>					129%	139%	96%	96%	98%	101%	100%	100%	99%	96%	94%	
<b>TBD</b> (Grades 9-12)	ENG				0	0	0	0	0	0	0	0	0	0	0	
	FI				0	0	0	0	0	0	0	0	0	0	0	
	<b>Total</b>	<b>0</b>	<b>0</b>	<b>0</b>	<b>0</b>	<b>0</b>	<b>0</b>	<b>0</b>	<b>0</b>	<b>0</b>	<b>0</b>	<b>0</b>	<b>0</b>	<b>0</b>		
<b>Total</b>		<b>7275</b>	<b>69</b>	<b>8724</b>	<b>5464</b>	<b>5565</b>	<b>5665</b>	<b>5707</b>	<b>5721</b>	<b>5795</b>	<b>5726</b>	<b>5694</b>	<b>5618</b>	<b>5498</b>	<b>5396</b>	



**RATIONALE:** A Program and Accommodation Committee request. (Jan 13, 2017)

**ISSUES:**

- Dr. Frank J. Hayden HS exceeds Total Capacity.
- FI program removed from Aldershot HS.
- EXTF program added to M.M. Robinson HS.
- PAR will be required for the Burlington Central communities
- ESL program redirected to Aldershot HS.

**NOTES:**

- Aldershot HS:** Boundaries expands east to Brant St. and Guelph Line (north of Fairview St)
- Aldershot HS:** Utilization rates increase to 132% by 2020, then expected to decrease. Class rooms available in the elementary facility.
- Aldershot HS:** Becomes an English-only school.
- Aldershot HS:** ESL Program added.
- Burlington Central HS:** Closes in June 2018.
- Nelson HS:** English boundary expands west to Brant St. (south of Fairview St). The FI boundary is south QEW/403.
- Nelson HS:** Utilization rates expected to increase to 96%, by 2020, and continue to grow until 2023.
- Robert Bateman HS:** Utilization rates are expected to increase to 82% by 2020 and then decline.
- Robert Bateman HS:** Boundary to expand east to include Frontenac PS and north to include Alexander's PS and south of Upper Middle Rd.
- Robert Bateman HS:** Project to have an excess of over 300 pupil places.
- M.M. Robinson HS:** ENG boundary to expand to include Lester B. Pearson HS.

**NOTES CON'T:**

- M.M. Robinson HS:** EXTF program to be added.
- M.M. Robinson HS:** Utilization rates are expected to increase to 78% by 2020 and continue to increase until 2021.
- Lester B. Pearson HS:** Closes in June 2018.
- Dr. Frank J. Hayden SS:** Continues to exceed Total Capacity
- Dr. Frank J. Hayden SS:** English boundary to include areas north of Dundas St, Florence Meares PS, Charles R. Beaudoin PS, Orchard Park PS and John William Boich PS north of Upper Middle Road catchments
- Dr. Frank J. Hayden SS:** Utilization rates decreases to 130% by 2020 but will increase until 2021.
- TDB:** Assigned to Dr. Frank J. Hayden SS.

**IMPACTS ON ELEMENTARY SCHOOLS**

- Aldershot Elem PS:** Split grade 8 FI between M.M. Robinson HS, and Nelson HS.
- Burlington Central Elem PS, Tecumseh PS:** Split grade 8 cohort between Aldershot HS and Nelson HS
- Alexander's PS:** Split grade 8 cohort between Robert Bateman HS (ENG) and Dr. Frank J. Hayden SS (FI)
- John William Boich PS:** Split grade 8 cohort between Dr. Frank J Hayden SS (ENG, FI), Robert Bateman HS (ENG).
- C.H. Norton PS, Frontenac PS:** Unified cohort.
- Sir E. MacMillan PS** to be directed to M.M. Robinson HS.

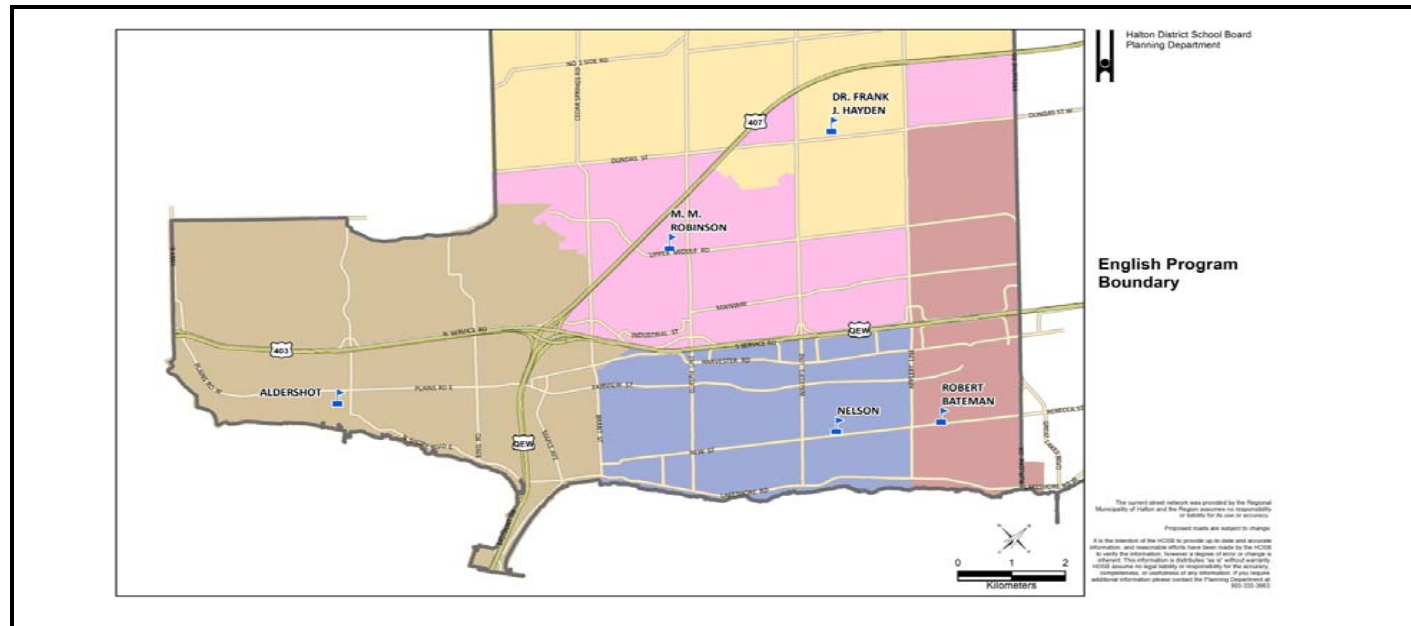
**RESULTS**

By 2020, there will be approximately 42 available pupil places overall; south of the QEW will have a shortage of 105 pupil places and north of the QEW to have 63 available pupil places. Overall a reduction of 1512 secondary pupil places.

	Program	OTG	Port Cap	Total	2016	2017	2018	2019	2020	2021	2022	2023	2024	2025	2026	
<b>Aldershot HS</b> Grades 9-12, ESL Program	ENG	558	10	768	337	358	714	746	737	708	702	689	699	686	698	
	FI				99	106	0	0	0	0	0	0	0	0	0	0
	<b>Total</b>				<b>436</b>	<b>464</b>	<b>714</b>	<b>746</b>	<b>737</b>	<b>708</b>	<b>702</b>	<b>689</b>	<b>699</b>	<b>686</b>	<b>698</b>	
	<b>Available/Shortage of Pupil Places</b>					122	94	-156	-188	-179	-150	-144	-131	-141	-128	-140
	<b>Percent Utilization</b>					78%	83%	128%	134%	132%	127%	126%	123%	125%	123%	125%
<b>Burlington Central HS</b> <b>Closed</b>	ENG	870	6	996	542	532	0	0	0	0	0	0	0	0	0	
	FI				54	61	0	0	0	0	0	0	0	0	0	
	<b>Total</b>				<b>596</b>	<b>593</b>	<b>0</b>	<b>0</b>	<b>0</b>	<b>0</b>	<b>0</b>	<b>0</b>	<b>0</b>	<b>0</b>	<b>0</b>	<b>0</b>
	<b>Available Pupil Places</b>					274	277	870	870	870	870	870	870	870	870	
<b>Percent Utilization</b>					69%	68%	0%	0%	0%	0%	0%	0%	0%	0%	0%	
<b>Nelson HS</b> Grades 9-12, Secondary Gifted Placement	ENG	1341	12	1593	867	890	924	882	868	851	814	820	799	778	760	
	FI				139	170	335	366	423	470	502	530	515	477	450	
	<b>Total</b>				<b>1006</b>	<b>1060</b>	<b>1259</b>	<b>1248</b>	<b>1291</b>	<b>1321</b>	<b>1316</b>	<b>1350</b>	<b>1315</b>	<b>1256</b>	<b>1210</b>	
	<b>Available/Shortage of Pupil Places</b>					335	281	82	93	50	20	25	-9	26	85	131
<b>Percent Utilization</b>					75%	79%	94%	93%	96%	99%	98%	101%	98%	94%	90%	
<b>Robert Bateman HS</b> Grades 9-12, International Baccalaureate Program	ENG	1323	3	1386	560	519	892	902	863	828	800	785	756	782	775	
	SC-SPED				226	228	224	224	226	227	225	222	221	222	219	
	<b>Total</b>				<b>786</b>	<b>747</b>	<b>1116</b>	<b>1126</b>	<b>1090</b>	<b>1056</b>	<b>1024</b>	<b>1007</b>	<b>978</b>	<b>1005</b>	<b>994</b>	
	<b>Available Pupil Places</b>					537	576	207	197	233	267	299	316	345	318	329
	<b>Percent Utilization</b>					59%	56%	84%	85%	82%	80%	77%	76%	74%	76%	75%

\*At peak enrolment, Aldershot Elementary PS is projected to have 10 rooms available, or and addition of 210 pupil places.

	Program	OTG	Port Cap	Total	2016	2017	2018	2019	2020	2021	2022	2023	2024	2025	2026
<b>M.M. Robinson HS</b> Grades 9-12	ENG	1347	12	1599	568	531	863	830	794	816	797	757	765	745	730
	FI				112	106	157	171	174	205	204	210	214	202	207
	EXTF				0	0	52	58	55	56	57	54	55	53	51
	SC-SPED	32	32	32	32	32	32	32	32	32	32	32	32	32	
	<b>Total</b>	<b>712</b>	<b>669</b>	<b>1104</b>	<b>1092</b>	<b>1055</b>	<b>1109</b>	<b>1091</b>	<b>1052</b>	<b>1066</b>	<b>1033</b>	<b>1020</b>			
<b>Available/Shortage of Pupil Places</b>					635	678	243	255	292	238	256	295	281	314	327
<b>Percent Utilization</b>					53%	50%	82%	81%	78%	82%	81%	78%	79%	77%	76%
<b>Lester B. Pearson HS</b> <b>Closed</b>	ENG	642	14	936	346	333	0	0	0	0	0	0	0	0	0
	EXTF				46	46	0	0	0	0	0	0	0	0	
	<b>Total</b>				<b>392</b>	<b>379</b>	<b>0</b>	<b>0</b>	<b>0</b>	<b>0</b>	<b>0</b>	<b>0</b>	<b>0</b>	<b>0</b>	
	<b>Available Pupil Places</b>					250	263	642	642	642	642	642	642	642	642
<b>Percent Utilization</b>					61%	59%	0%	0%	0%	0%	0%	0%	0%	0%	
<b>Dr. Frank J. Hayden SS</b> Grades 9-12	ENG	1194	12	1446	1285	1378	1147	1146	1167	1208	1194	1192	1186	1144	1116
	FI				251	276	325	349	383	392	398	403	375	375	358
	<b>Total</b>				<b>1536</b>	<b>1654</b>	<b>1472</b>	<b>1495</b>	<b>1549</b>	<b>1601</b>	<b>1593</b>	<b>1596</b>	<b>1561</b>	<b>1519</b>	<b>1474</b>
	<b>Available/Shortage of Pupil Places</b>					-342	-460	-278	-301	-355	-407	-399	-402	-367	-325
<b>Percent Utilization</b>					129%	139%	123%	65%	130%	134%	133%	134%	131%	127%	123%
<b>TBD</b> (Grades 9-12)	ENG				0	0	0	0	0	0	0	0	0	0	0
	FI				0	0	0	0	0	0	0	0	0	0	0
	<b>Total</b>	<b>0</b>	<b>0</b>	<b>0</b>	<b>0</b>	<b>0</b>	<b>0</b>	<b>0</b>	<b>0</b>	<b>0</b>	<b>0</b>	<b>0</b>	<b>0</b>	<b>0</b>	<b>0</b>
<b>Total</b>		<b>7275</b>	<b>69</b>	<b>8724</b>	<b>5464</b>	<b>5565</b>	<b>5665</b>	<b>5707</b>	<b>5721</b>	<b>5795</b>	<b>5726</b>	<b>5694</b>	<b>5618</b>	<b>5498</b>	<b>5396</b>



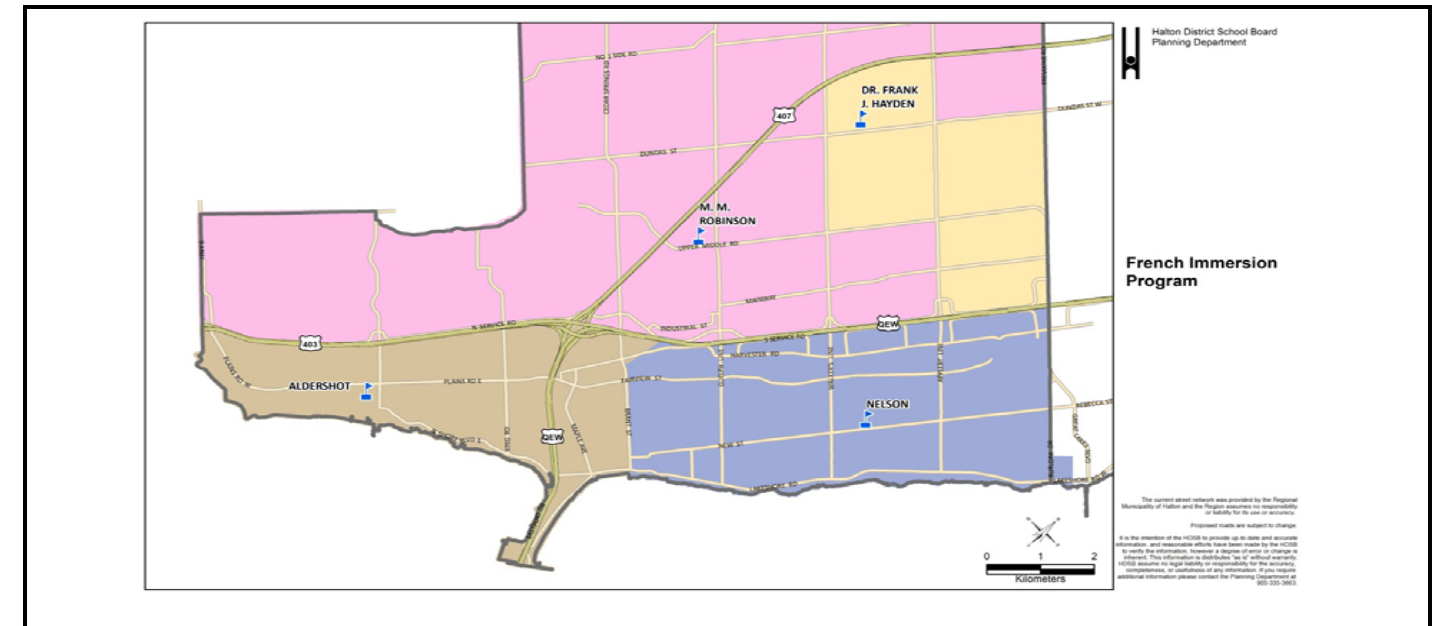
**RATIONALE:** A Program and Accommodation Committee request. (Jan 13, 2017)

**ISSUES:**  
 Potential PAR for Aldershot and Burlington Central communities.  
 ESL Program added to Robert Bateman HS.  
 EXF added to M.M. Robinson HS.  
 Aldershot HS reaches Total Capacity in 2019.

**NOTES:**  
**Aldershot HS:** Boundary expands to Brant St. FI boundary reduced to south of Hwy 403.  
**Aldershot HS:** Utilization rates increase to 137% by 2020, then expected to decrease. Classrooms available in the elementary facility.  
**Burlington Central HS:** Closes in June 2018.  
**Nelson HS:** Boundary expands to Brant St.  
**Nelson HS:** Utilization rates expected to increase to 98% by 2020, and continue to grow until 2023.  
**Robert Bateman HS:** Expands to include Orchard community.  
**Robert Bateman HS:** Utilization rates are expected to increase to 97% by 2020 and then decline.  
**Robert Bateman HS:** Projected to have an excess of 200 pupil places.  
**Robert Bateman HS:** ESL program added.  
**M.M. Robinson HS:** ENG boundary expands to include Lester B. Pearson HS  
**M.M. Robinson HS:** FI boundary to expand to Aldershot area north of Hwy 403.

	Program	OTG	Port Cap	Total	2016	2017	2018	2019	2020	2021	2022	2023	2024	2025	2026
<b>Aldershot HS</b> Grades 9-12,	ENG	558	10	768	337	358	652	668	641	614	605	592	600	591	605
	FI				99	106	111	117	124	138	140	143	138	128	135
	<b>Total</b>				<b>436</b>	<b>464</b>	<b>763</b>	<b>785</b>	<b>765</b>	<b>752</b>	<b>745</b>	<b>735</b>	<b>738</b>	<b>720</b>	<b>740</b>
	<b>Available/Shortage of Pupil Places</b>				122	94	-205	-227	-207	-194	-187	-177	-180	-162	-182
	<b>Percent Utilization</b>				78%	83%	137%	141%	137%	135%	134%	132%	132%	129%	133%
<b>Burlington Central HS</b> <b>Closed</b>	ENG	870	6	996	542	532	0	0	0	0	0	0	0	0	0
	FI				54	61	0	0	0	0	0	0	0	0	0
	<b>Total</b>				<b>596</b>	<b>593</b>	<b>0</b>	<b>0</b>	<b>0</b>	<b>0</b>	<b>0</b>	<b>0</b>	<b>0</b>	<b>0</b>	<b>0</b>
	<b>Available Pupil Places</b>				274	277	870	870	870	870	870	870	870	870	
<b>Percent Utilization</b>				69%	68%	0%	0%	0%	0%	0%	0%	0%	0%	0%	
<b>Nelson HS</b> Grades 9-12, Secondary Gifted Placement	ENG	1341	12	1593	867	890	1047	1018	1014	998	970	986	970	962	945
	FI				139	170	224	249	299	332	362	387	377	349	314
	<b>Total</b>				<b>1006</b>	<b>1060</b>	<b>1271</b>	<b>1267</b>	<b>1313</b>	<b>1329</b>	<b>1333</b>	<b>1373</b>	<b>1348</b>	<b>1311</b>	<b>1260</b>
	<b>Available/Shortage of Pupil Places</b>				335	281	70	74	28	12	8	-32	-7	30	81
<b>Percent Utilization</b>				75%	79%	95%	94%	98%	99%	99%	102%	101%	98%	94%	
<b>Robert Bateman HS</b> Grades 9-12, IB Program ESL Program	ENG	1323	3	1386	560	519	1064	1092	1058	1002	958	919	870	867	841
	SC-SPED				226	228	224	224	226	227	225	222	221	222	219
	<b>Total</b>				<b>786</b>	<b>747</b>	<b>1288</b>	<b>1316</b>	<b>1285</b>	<b>1230</b>	<b>1182</b>	<b>1141</b>	<b>1091</b>	<b>1090</b>	<b>1060</b>
	<b>Available Pupil Places</b>				537	576	35	7	38	93	141	182	232	233	263
	<b>Percent Utilization</b>				59%	56%	97%	99%	97%	93%	89%	86%	82%	82%	80%

\*At peak enrolment, Aldershot Elementary PS is projected to have 10 rooms available, or and addition of 210 pupil places.



**NOTES CON'T:**

**Lester B. Pearson HS:** Closes in June 2018.  
**Dr. Frank J. Hayden SS:** English Boundary excludes the Orchard community.  
**Dr. Frank J. Hayden SS:** Utilization rates decreases to 109% by 2020 but will increase until 2021.  
**TDB:** Assigned to M.M. Robinson HS

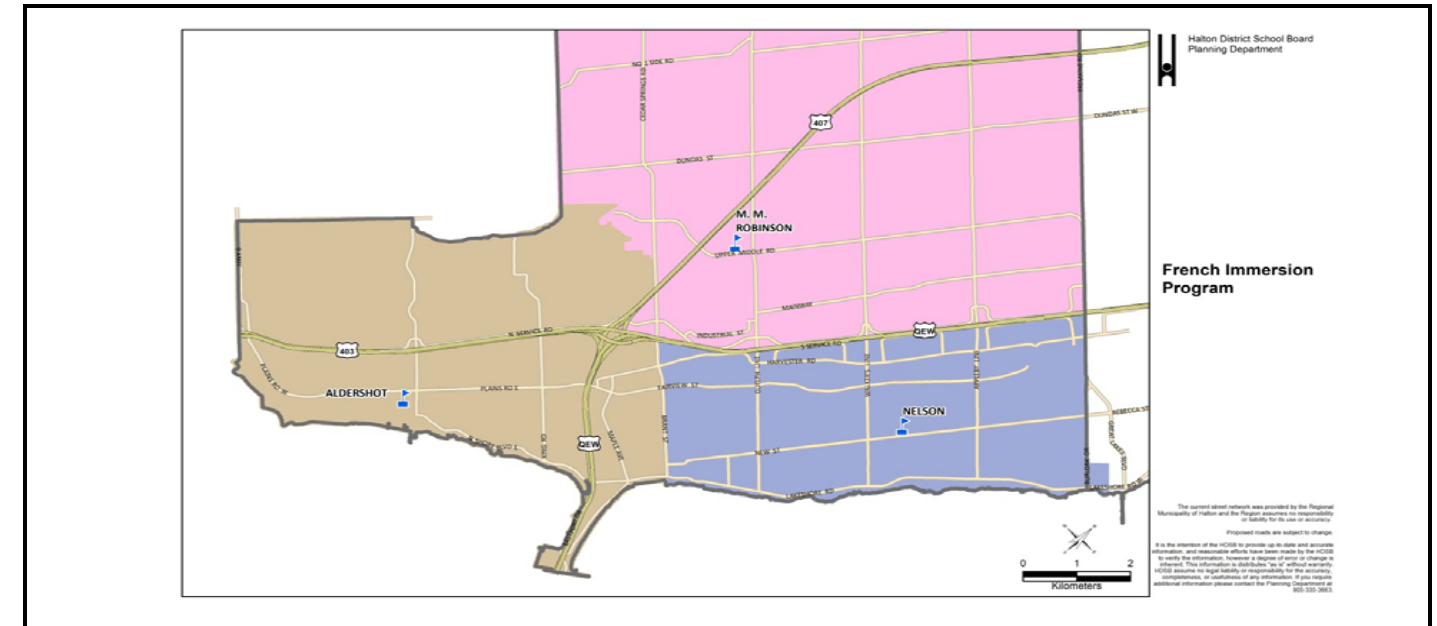
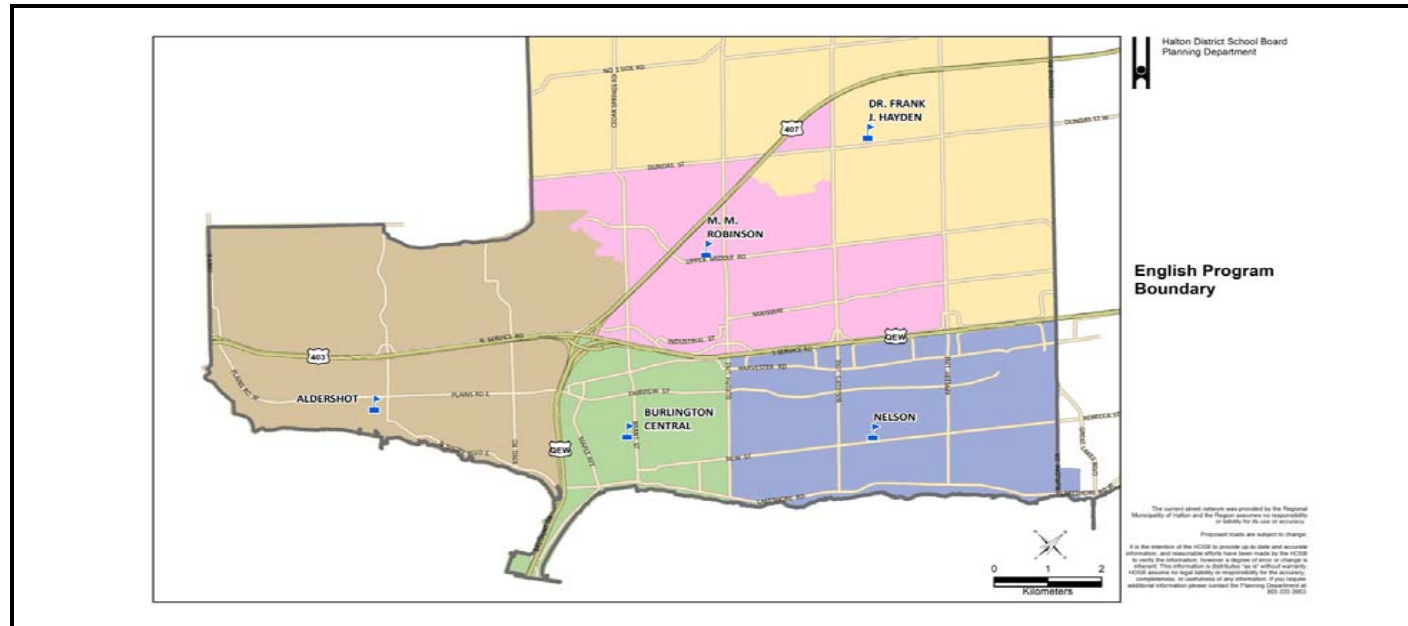
**IMPACTS ON ELEMENTARY SCHOOLS**

**Aldershot Elem FI:** Split grade 8 cohort between Aldershot HS and M.M. Robinson HS.  
**Burlington Central Elem:** Split grade 8 cohort between Aldershot HS and Nelson HS.  
**Alexander's PS:** Split grade 8 cohort between Lester B. Pearson HS (ENG, M.M. Robinson HS (FI)).  
**Orchard Park PS, John William Boich PS and Alexander's:** Split grade 8 cohort between Dr. Frank J. Hayden SS (FI) and Robert Bateman HS (ENG)  
**C.H. Norton PS:** Unified grade 8 cohort.

**RESULTS**

By 2020, there will be approximately 42 available pupil places overall; south of the QEW a shortage of 140 pupil places and north of the QEW to have 182 available pupil places. Overall a reduction of 1512 secondary pupil places.

	Program	OTG	Port Cap	Total	2016	2017	2018	2019	2020	2021	2022	2023	2024	2025	2026
<b>M.M. Robinson HS</b> Grades 9-12	ENG	1347	12	1599	568	531	863	830	794	824	814	782	799	789	775
	FI				112	106	157	171	174	206	207	214	220	210	215
	EXTF				0	0	52	58	55	56	57	54	55	53	51
	SC-SPED	32	32	32	32	32	32	32	32	32	32	32	32		
	<b>Total</b>	<b>712</b>	<b>669</b>	<b>1104</b>	<b>1092</b>	<b>1055</b>	<b>1118</b>	<b>1110</b>	<b>1081</b>	<b>1106</b>	<b>1084</b>	<b>1074</b>			
<b>Available Pupil Places</b>				635	678	243	255	292	229	237	266	241	263	273	
<b>Percent Utilization</b>				53%	50%	82%	81%	78%	83%	82%	80%	82%	81%	80%	
<b>Lester B. Pearson HS</b> <b>Closed</b>	ENG	642	14	936	346	333	0	0	0	0	0	0	0	0	0
	EXTF				46	46	0	0	0	0	0	0	0	0	
	<b>Total</b>				<b>392</b>	<b>379</b>	<b>0</b>	<b>0</b>	<b>0</b>	<b>0</b>	<b>0</b>	<b>0</b>	<b>0</b>	<b>0</b>	
	<b>Available Pupil Places</b>				250	263	642	642	642	642	642	642	642	642	
<b>Percent Utilization</b>				61%	59%	0%	0%	0%	0%	0%	0%	0%	0%		
<b>Dr. Frank J. Hayden SS</b> Grades 9-12	ENG	1194	12	1446	1285	1378	915	899	921	974	961	964	966	926	913
	FI				251	276	325	349	383	391	396	399	369	367	350
	<b>Total</b>				<b>1536</b>	<b>1654</b>	<b>1239</b>	<b>1248</b>	<b>1304</b>	<b>1366</b>	<b>1357</b>	<b>1363</b>	<b>1335</b>	<b>1293</b>	<b>1262</b>
	<b>Available/Shortage of Pupil Places</b>				-342	-460	-45	-54	-110	-172	-163	-169	-141	-99	-68
<b>Percent Utilization</b>				129%	139%	104%	105%	109%	114%	114%	114%	112%	108%	106%	
<b>TBD</b> (Grades 9-12)	ENG				0	0	0	0	0	0	0	0	0	0	0
	FI				0	0	0	0	0	0	0	0	0	0	0
	<b>Total</b>	<b>0</b>	<b>0</b>	<b>0</b>	<b>0</b>	<b>0</b>	<b>0</b>	<b>0</b>	<b>0</b>	<b>0</b>	<b>0</b>	<b>0</b>	<b>0</b>	<b>0</b>	
<b>Total</b>		<b>7275</b>	<b>69</b>	<b>8724</b>	<b>5464</b>	<b>5565</b>	<b>5665</b>	<b>5707</b>	<b>5721</b>	<b>5795</b>	<b>5727</b>	<b>5694</b>	<b>5618</b>	<b>5498</b>	<b>5396</b>



**RATIONALE:** A Program and Accommodation Committee request. (Jan 13, 2017)

**ISSUES:**  
 IB & SC-SPED programs redirected to Burlington Central HS from Robert Bateman HS.  
 EXTF program moved to M.M. Robinson HS  
 Dr. Frank J. Hayden SS approaches Total Capacity.

**NOTES:**  
**Aldershot HS:** No change to the ENG boundary. FI boundary expands to Brant St.  
**Aldershot HS:** Utilization rates increase to 95% by 2020, then it is expected to decline.  
**Burlington Central HS:** FI program removed.  
**Burlington Central HS:** IB and SC-SPED programs added.  
**Burlington Central HS:** Utilization rate increase to 100% in 2020 and remains stable.  
**Nelson HS:** ENG Boundary expands to include Robert Bateman HS catchment. FI boundary expands to Brant St.  
**Nelson HS:** Utilization rates expected to increase to 113% by 2020, and declines starting 2024.  
**Robert Bateman HS:** Closes in June 2018.  
**M.M. Robinson HS:** ENG boundary to expand to include Lester B. Pearson HS.  
**M.M. Robinson HS:** FI boundary to expand to include Dr. Frank J. Hayden SS.  
**M.M. Robinson HS:** Utilization rates are expected to increase to 105% by 2020 and continue to increase until 2021.  
**M.M. Robinson HS:** EXTF program added.

**NOTES CON'T:**

**Dr. Frank J. Hayden SS:** Becomes an English-only school.  
**Dr. Frank J. Hayden SS:** Utilization rates decrease to 117% by 2020 but will increase until 2021 to above Total Capacity.  
**TDB:** Assigned to Dr. Frank J. Hayden SS (ENG) and M.M. Robinson HS (FI)

**IMPACTS ON ELEMENTARY SCHOOLS**

**Burlington Elem PS:** FI split grade 8 cohort between Nelson HS and Aldershot HS.  
**Alexander's PS, Orchard Park PS, John William Boich PS:** Split grade 8 cohort between Dr. Frank J. Hayden SS (ENG) and M.M. Robinson HS (FI)  
**Frontenac PS, C.H. Norton PS:** Unified cohort.

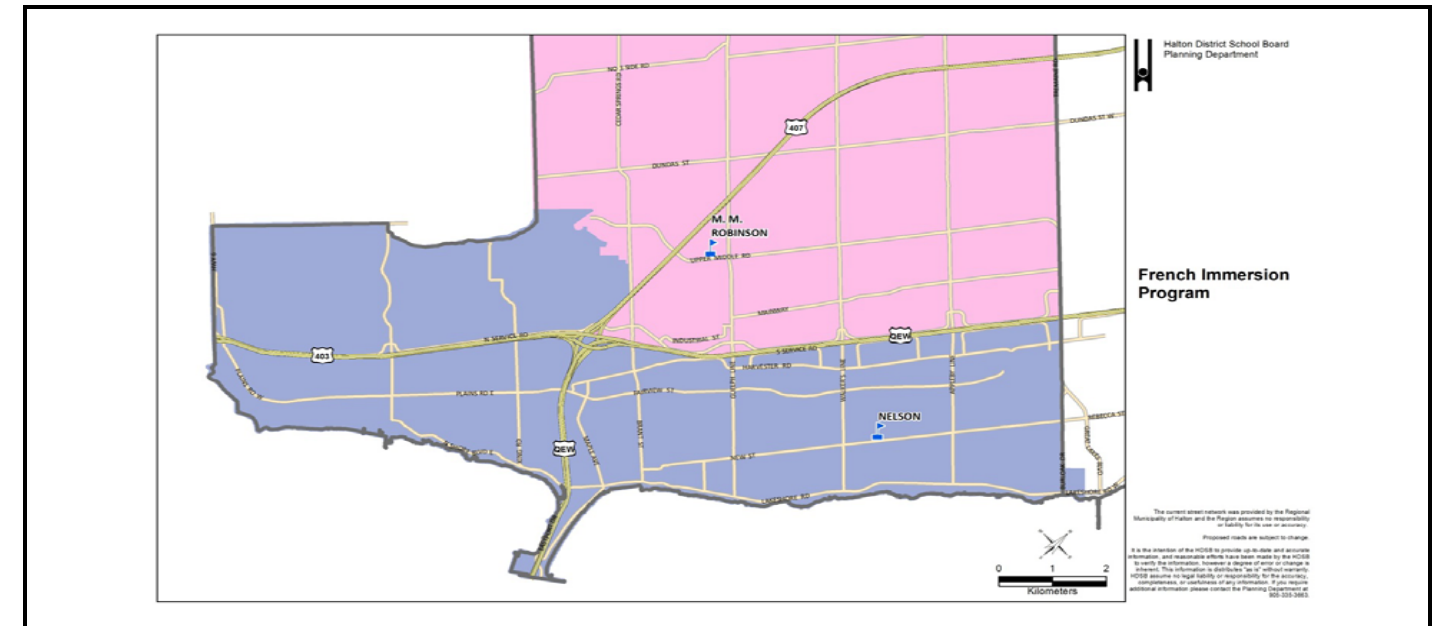
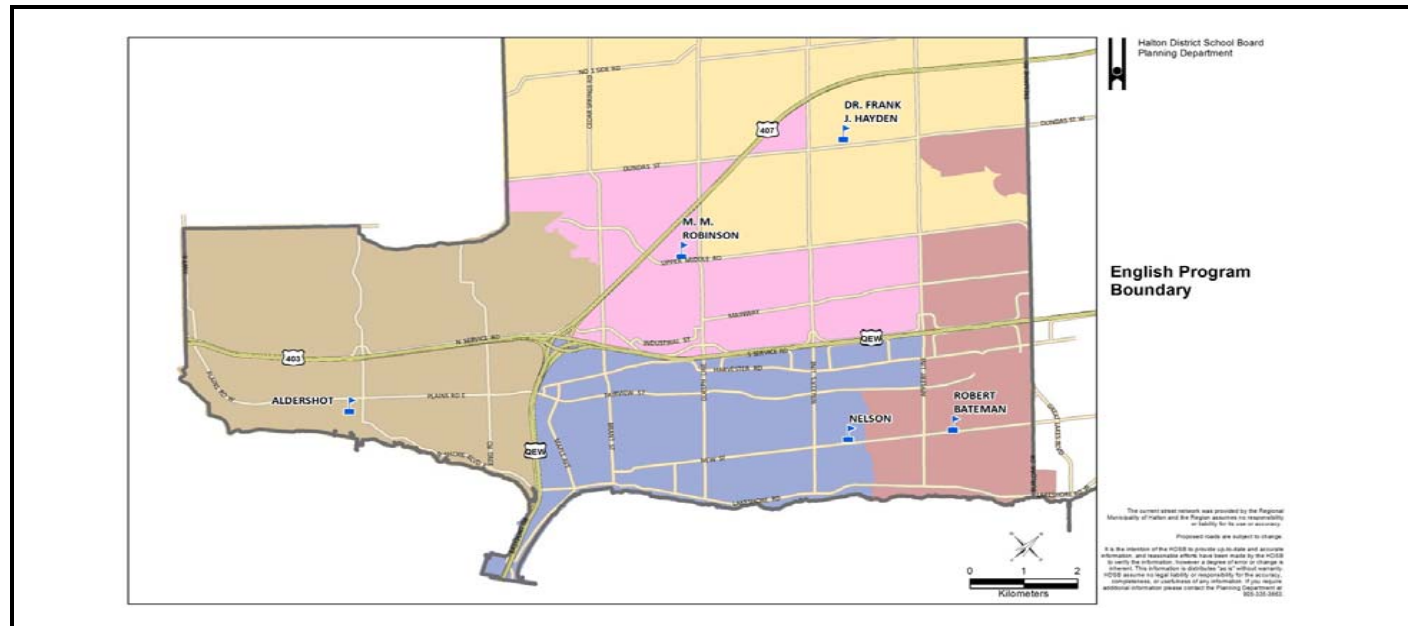
**RESULTS**

By 2020, there will be approximately shortage of 411 pupil places overall; south of the QEW will have a shortage of 145 pupil places and north of the QEW to have a shortage of 266 available pupil places. Overall a reduction of 1965 secondary pupil places.

	Program	OTG	Port Cap	Total	2016	2017	2018	2019	2020	2021	2022	2023	2024	2025	2026	
<b>Aldershot HS</b> Grades 9-12,	ENG	558	10	768	337	358	368	389	381	361	356	343	337	329	343	
	FI				99	106	137	143	151	167	170	174	169	158	168	
	<b>Total</b>				<b>436</b>	<b>464</b>	<b>504</b>	<b>531</b>	<b>532</b>	<b>528</b>	<b>525</b>	<b>517</b>	<b>506</b>	<b>487</b>	<b>511</b>	
	<b>Available/Shortage of Pupil Places</b>					122	94	54	27	26	30	33	41	52	71	47
	<b>Percent Utilization</b>					78%	83%	90%	95%	95%	95%	94%	93%	91%	87%	92%
<b>Burlington Central HS</b> Grades 9-12, ESL Program, IB Program	ENG	870	6	996	542	532	673	661	643	637	638	640	668	663	658	
	FI				54	61	0	0	0	0	0	0	0	0	0	
	SC-SPED				0	0	224	224	226	227	225	222	221	222	219	
	<b>Total</b>	<b>596</b>	<b>593</b>	<b>897</b>	<b>885</b>	<b>870</b>	<b>865</b>	<b>863</b>	<b>862</b>	<b>890</b>	<b>885</b>	<b>877</b>				
	<b>Available/Shortage of Pupil Places</b>					274	277	-27	-15	0	5	7	8	-20	-15	-7
<b>Percent Utilization</b>					69%	68%	103%	102%	100%	99%	99%	99%	102%	102%	101%	
<b>Nelson HS</b> Grades 9-12, Secondary Gifted Placement	ENG	1341	12	1593	867	890	1251	1233	1213	1172	1121	1123	1077	1099	1092	
	FI				139	170	227	250	299	332	362	387	377	349	314	
	<b>Total</b>				<b>1006</b>	<b>1060</b>	<b>1478</b>	<b>1483</b>	<b>1512</b>	<b>1504</b>	<b>1483</b>	<b>1510</b>	<b>1454</b>	<b>1447</b>	<b>1406</b>	
	<b>Available/Shortage of Pupil Places</b>					335	281	-137	-142	-171	-163	-142	-169	-113	-106	-65
	<b>Percent Utilization</b>					75%	79%	110%	111%	113%	112%	111%	113%	108%	108%	105%
<b>Robert Bateman HS</b> <b>Closed</b>	ENG	1323	3	1386	560	519	0	0	0	0	0	0	0	0	0	
	SC-SPED				226	228	0	0	0	0	0	0	0	0	0	
	<b>Total</b>				<b>786</b>	<b>747</b>	<b>0</b>	<b>0</b>	<b>0</b>	<b>0</b>	<b>0</b>	<b>0</b>	<b>0</b>	<b>0</b>	<b>0</b>	
	<b>Available Pupil Places</b>					537	576	1323	1323	1323	1323	1323	1323	1323	1323	
	<b>Percent Utilization</b>					59%	56%	0%	0%	0%	0%	0%	0%	0%	0%	

\*At peak enrolment, Burlington Central Elementary PS is projected to have 3 rooms available, or and addition of 63 pupil places.

	Program	OTG	Port Cap	Total	2016	2017	2018	2019	2020	2021	2022	2023	2024	2025	2026	
<b>M.M. Robinson HS</b> Grades 9-12	ENG	1347	12	1599	568	531	863	830	794	816	797	757	765	745	730	
	FI				112	106	453	494	529	568	573	582	559	548	532	
	EXTF				0	0	52	58	55	56	57	54	55	53	51	
	SC-SPED	32	32	32	32	32	32	32	32	32	32	32	32	32		
	<b>Total</b>	<b>712</b>	<b>669</b>	<b>1400</b>	<b>1414</b>	<b>1410</b>	<b>1473</b>	<b>1460</b>	<b>1424</b>	<b>1411</b>	<b>1378</b>	<b>1345</b>				
<b>Available/Shortage of Pupil Places</b>					635	678	-53	-67	-63	-126	-113	-77	-64	-31	2	
<b>Percent Utilization</b>					53%	50%	104%	105%	105%	109%	108%	106%	105%	102%	100%	
<b>Lester B. Pearson HS</b> <b>Closed</b>	ENG	642	14	936	346	333	0	0	0	0	0	0	0	0	0	
	EXTF				46	46	0	0	0	0	0	0	0	0		
	<b>Total</b>				<b>392</b>	<b>379</b>	<b>0</b>	<b>0</b>	<b>0</b>	<b>0</b>	<b>0</b>	<b>0</b>	<b>0</b>	<b>0</b>		
	<b>Available Pupil Places</b>					250	263	642	642	642	642	642	642	642	642	
	<b>Percent Utilization</b>					61%	59%	0%	0%	0%	0%	0%	0%	0%	0%	
<b>Dr. Frank J. Hayden SS</b> Grades 9-12	ENG	1194	12	1446	1285	1378	1386	1394	1397	1425	1396	1380	1357	1301	1256	
	FI				251	276	0	0	0	0	0	0	0	0	0	
	<b>Total</b>				<b>1536</b>	<b>1654</b>	<b>1386</b>	<b>1394</b>	<b>1397</b>	<b>1425</b>	<b>1396</b>	<b>1380</b>	<b>1357</b>	<b>1301</b>	<b>1256</b>	
	<b>Available/Shortage of Pupil Places</b>					-342	-460	-192	-200	-203	-231	-202	-186	-163	-107	-62
	<b>Percent Utilization</b>					129%	139%	116%	117%	117%	119%	116%	114%	109%	105%	
<b>TBD</b> (Grades 9-12)	ENG				0	0	0	0	0	0	0	0	0	0	0	
	FI				0	0	0	0	0	0	0	0	0	0	0	
	<b>Total</b>	<b>0</b>	<b>0</b>	<b>0</b>	<b>0</b>	<b>0</b>	<b>0</b>	<b>0</b>	<b>0</b>	<b>0</b>	<b>0</b>	<b>0</b>	<b>0</b>	<b>0</b>		
<b>Total</b>		<b>7275</b>	<b>69</b>	<b>8724</b>	<b>5464</b>	<b>5565</b>	<b>5665</b>	<b>5707</b>	<b>5721</b>	<b>5795</b>	<b>5726</b>	<b>5694</b>	<b>5618</b>	<b>5498</b>	<b>5396</b>	



**RATIONALE:** A Program and Accommodation Committee request. (Jan 13, 2017)

**ISSUES:**  
 Nelson HS exceeds Total Capacity in 2021, 2023 and 2024.  
 FI program removed from Aldershot HS and Dr. Frank J. Hayden SS.  
 EXTF program added to M.M. Robinson HS.  
 PAR will be required for the Burlington Central communities  
 ESL program redirected to Aldershot HS.

**NOTES:**  
 Aldershot HS: Becomes an English-only school.  
 Aldershot HS: Utilization rates increase to 86% by 2020, then expected to decline.  
 Aldershot HS: ESL Program added.  
 Burlington Central HS: **Closes in June 2018.**  
 Nelson HS: English boundary expands west to the QEW. The FI boundary is south of QEW and Aldershot HS catchment.  
 Nelson HS: Utilization rates expected to increase to 117%, by 2020, and expected to continue to grow until 2023.  
 Robert Bateman HS: Utilization rates are expected to increase to 84% by 2020 and then continue to decline.  
 Robert Bateman HS: Boundary to expand east to include Frontenac PS and north to include John William Boich PS  
 Robert Bateman HS: Projected to have 218 available pupil places by 2020.  
 M.M. Robinson HS: ENG boundary to expand to include Lester B. Pearson HS south of Upper Middle Rd.

**NOTES CON'T:**

M.M. Robinson HS: EXTF program to be added.  
 M.M. Robinson HS: Utilization rates are expected to increase to 94% by 2020 and continue to increase until 2021.  
 Lester B. Pearson HS: **Closes in June 2018.**  
 Dr. Frank J. Hayden SS: English boundary to include rural areas and area north of Upper Middle Road, east of the 407 ETR with the exception Alton Village West and John William Boich PS catchment.  
 Dr. Frank J. Hayden SS: Becomes an English-only school.  
 Dr. Frank J. Hayden SS: Utilization rates decreases to 109% by 2020 but will increase until 2021.  
 TDB: Assigned to Dr. Frank J. Hayden SS.  
**IMPACTS ON ELEMENTARY SCHOOLS**  
 Aldershot Elem PS: Split grade 8 between Aldershot (ENG) and Nelson HS (FI).  
 Alexander's PS, Orchard Park PS, Charlars Beaudoin PS: Split grade 8 cohort Dr. Frank J. Hayden (ENG) and M.M. Robinson HS (FI)  
 John William Boich PS: Split grade 8 cohort between Robert Bateman HS (ENG) and M.M. Robinson HS (FI)  
 Tecumseh PS, C.H. Norton PS, Frontenac PS: Unified cohort.  
 Sir E. MacMillan PS to be directed to M.M. Robinson HS.

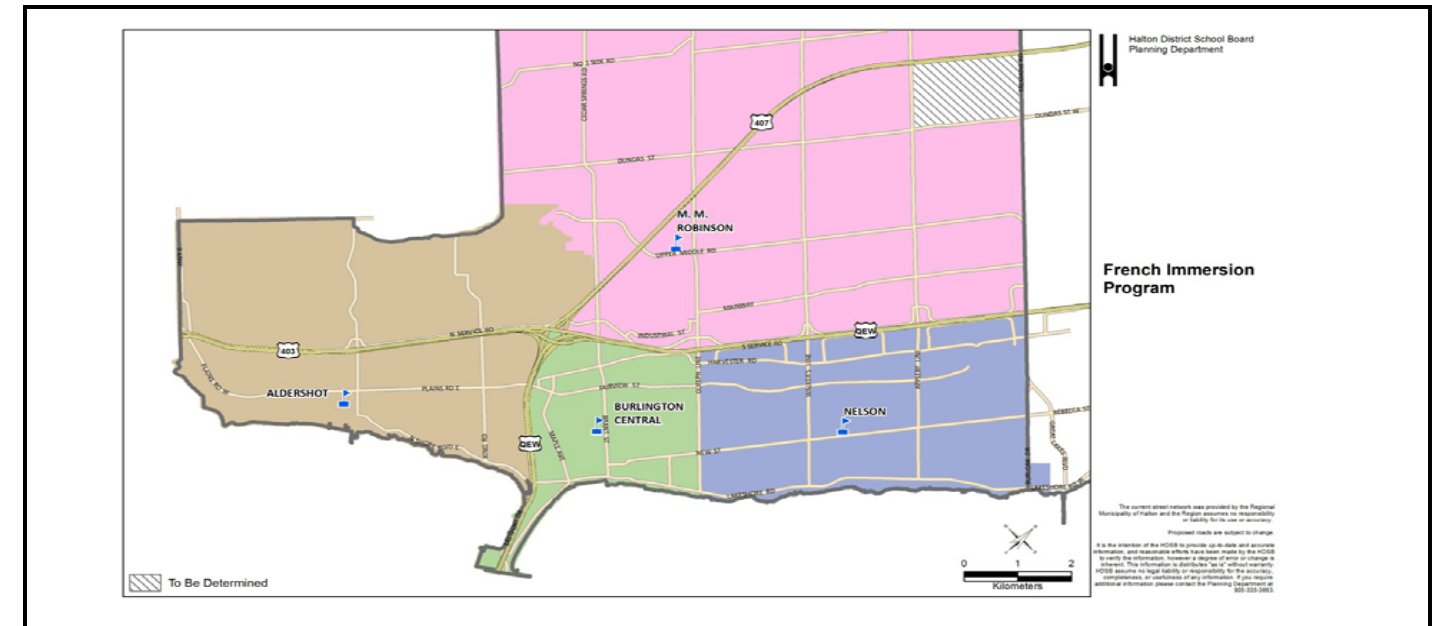
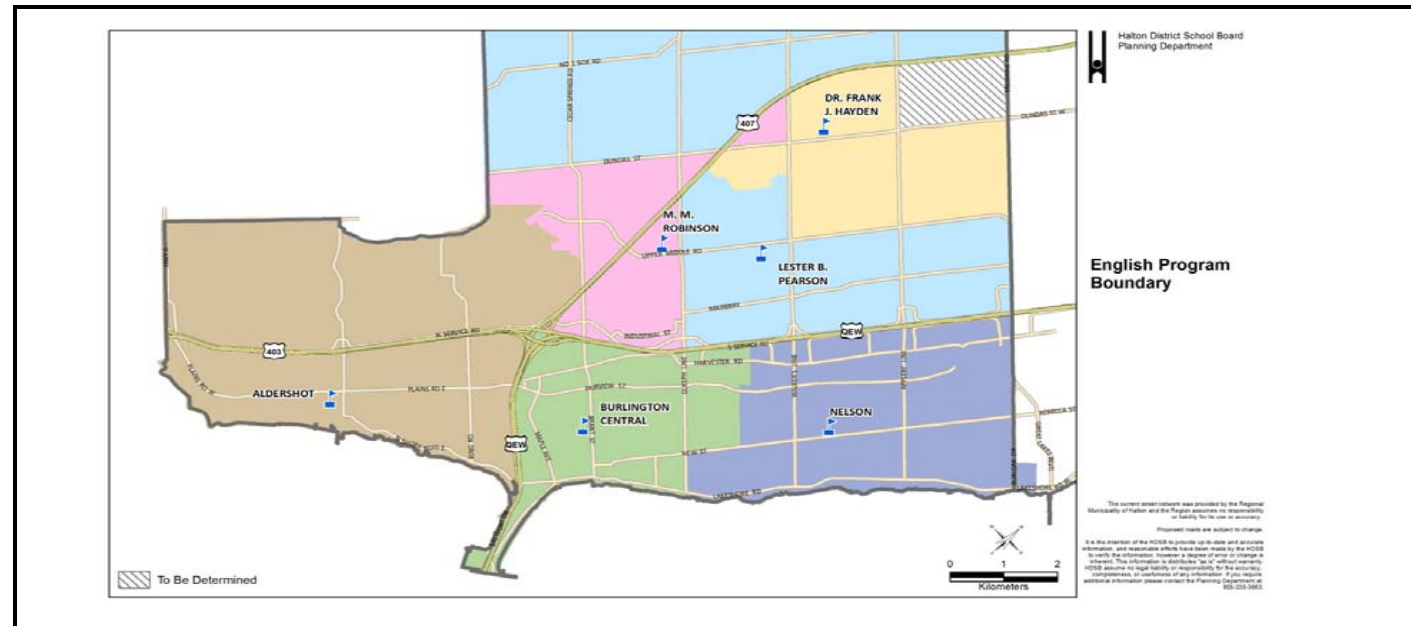
**RESULTS**

By 2020, there will be approximately 42 available pupil places overall; south of the QEW will have 62 available pupil places and north of the QEW to have a shortage of 20 pupil places. Overall a reduction of 1512 secondary pupil places.

	Program	OTG	Port	Total	2016	2017	2018	2019	2020	2021	2022	2023	2024	2025	2026	
Aldershot HS Grades 9-12, ESL Program	ENG	558	10	768	337	358	468	489	482	462	456	443	438	429	443	
	FI				99	106	0	0	0	0	0	0	0	0	0	0
	<b>Total</b>				<b>436</b>	<b>464</b>	<b>468</b>	<b>489</b>	<b>482</b>	<b>462</b>	<b>456</b>	<b>443</b>	<b>438</b>	<b>429</b>	<b>443</b>	
	<b>Available/Shortage of Pupil Places</b>					122	94	90	69	76	96	102	115	120	129	115
	<b>Percent Utilization</b>					78%	83%	84%	88%	86%	83%	82%	79%	78%	77%	79%
Burlington Central HS <b>Closed</b>	ENG	870	6	996	542	532	0	0	0	0	0	0	0	0	0	
	FI				54	61	0	0	0	0	0	0	0	0	0	0
	<b>Total</b>				<b>596</b>	<b>593</b>	<b>0</b>	<b>0</b>	<b>0</b>	<b>0</b>	<b>0</b>	<b>0</b>	<b>0</b>	<b>0</b>	<b>0</b>	<b>0</b>
	<b>Available Pupil Places</b>					274	277	870	870	870	870	870	870	870	870	
<b>Percent Utilization</b>					69%	68%	0%	0%	0%	0%	0%	0%	0%	0%	0%	
Nelson HS Grades 9-12, Secondary Gifted Placement	ENG	1341	12	1593	867	890	1170	1139	1123	1098	1060	1066	1060	1035	1014	
	FI				139	170	364	393	450	499	532	561	546	507	482	
	<b>Total</b>				<b>1006</b>	<b>1060</b>	<b>1534</b>	<b>1532</b>	<b>1573</b>	<b>1596</b>	<b>1592</b>	<b>1627</b>	<b>1606</b>	<b>1542</b>	<b>1497</b>	
	<b>Available/Shortage of Pupil Places</b>					335	281	-193	-191	-232	-255	-251	-286	-265	-201	-156
<b>Percent Utilization</b>					75%	79%	114%	114%	117%	119%	119%	121%	120%	115%	112%	
Robert Bateman HS Grades 9-12, International Baccalaureate Program	ENG	1323	3	1386	560	519	880	897	879	839	812	809	780	819	816	
	SC-SPED				226	228	224	224	226	227	225	222	221	222	219	
	<b>Total</b>				<b>786</b>	<b>747</b>	<b>1104</b>	<b>1121</b>	<b>1105</b>	<b>1066</b>	<b>1037</b>	<b>1031</b>	<b>1002</b>	<b>1041</b>	<b>1035</b>	
	<b>Available Pupil Places</b>					537	576	219	202	218	257	286	292	321	282	288
<b>Percent Utilization</b>					59%	56%	83%	85%	84%	81%	78%	78%	76%	79%	78%	

	Program	OTG	Port	Total	2016	2017	2018	2019	2020	2021	2022	2023	2024	2025	2026
M.M. Robinson HS Grades 9-12	ENG	1347	12	1599	568	531	746	686	645	660	640	615	621	608	596
	FI				112	106	453	494	529	568	573	582	559	548	532
	EXTF				0	0	52	58	55	56	57	54	55	53	51
	SC-SPED				32	32	32	32	32	32	32	32	32	32	32
	<b>Total</b>	<b>712</b>	<b>669</b>	<b>1283</b>	<b>1270</b>	<b>1262</b>	<b>1317</b>	<b>1303</b>	<b>1283</b>	<b>1266</b>	<b>1242</b>	<b>1212</b>			
<b>Available/Shortage of Pupil Places</b>					635	678	64	77	85	30	44	64	81	105	135
<b>Percent Utilization</b>					53%	50%	95%	94%	94%	98%	97%	95%	94%	92%	90%
Lester B. Pearson HS Grades 9-12	ENG	642	14	936	346	333	0	0	0	0	0	0	0	0	0
	EXTF				46	46	0	0	0	0	0	0	0	0	
	<b>Total</b>				<b>392</b>	<b>379</b>	<b>0</b>	<b>0</b>	<b>0</b>	<b>0</b>	<b>0</b>	<b>0</b>	<b>0</b>	<b>0</b>	
	<b>Available Pupil Places</b>					250	263	642	642	642	642	642	642	642	642
<b>Percent Utilization</b>					61%	59%	0%	0%	0%	0%	0%	0%	0%	0%	
Dr. Frank J. Hayden SS Grades 9-12	ENG	1194	12	1446	1285	1378	1276	1295	1300	1354	1339	1309	1306	1244	1210
	FI				251	276	0	0	0	0	0	0	0	0	0
	<b>Total</b>				<b>1536</b>	<b>1654</b>	<b>1276</b>	<b>1295</b>	<b>1300</b>	<b>1354</b>	<b>1339</b>	<b>1309</b>	<b>1306</b>	<b>1244</b>	<b>1210</b>
	<b>Available/Shortage of Pupil Places</b>					-342	-460	-82	-101	-106	-160	-145	-115	-112	-50
<b>Percent Utilization</b>					129%	139%	107%	65%	109%	113%	112%	110%	109%	104%	101%
TBD (Grades 9-12)	ENG				0	0	0	0	0	0	0	0	0	0	0
	FI				0	0	0	0	0	0	0	0	0	0	0
	<b>Total</b>				<b>0</b>	<b>0</b>	<b>0</b>	<b>0</b>	<b>0</b>	<b>0</b>	<b>0</b>	<b>0</b>	<b>0</b>	<b>0</b>	<b>0</b>
<b>Total</b>		<b>7275</b>	<b>69</b>	<b>8724</b>	<b>5464</b>	<b>5565</b>	<b>5665</b>	<b>5707</b>	<b>5721</b>	<b>5795</b>	<b>5726</b>	<b>5694</b>	<b>5618</b>	<b>5498</b>	<b>5396</b>





**RATIONALE:** A Program and Accommodation Committee request. (Jan 31, 2017)

**ISSUES:**

- Robert Bateman HS students in SC-SPED and reside south of QEW or in the Aldershot community to be directed to Aldershot HS.
- Robert Bateman HS students in SC-SPED and reside north of QEW be directed to M.M. Robinson HS
- Essential programming to be relocated from Robert Bateman HS to M.M. Robinson HS.
- International Baccalaureate (IB) program relocated to Burlington Central HS.
- FI program removed from Dr. Frank J. Hayden SS.

**NOTES:**

- Aldershot HS:** SC-SPED program added for students that attended Robert Bateman HS and reside south of the QEW or in Aldershot.
- Aldershot HS:** Utilization rates increase to 96% by 2020, then expected to decrease.
- Aldershot HS:** No change to the current boundaries.
- Burlington Central HS:** Boundary expands to include areas east of Guelph Line.
- Burlington Central HS:** International Baccalaureate program to be added.
- Burlington Central HS:** Utilization rates increase to 90% in 2020 and continue to increase until 2024.
- Nelson HS:** English catchment expands to include Robert Bateman HS.
- Nelson HS:** Utilization rates expected to increase to 106%, by 2020, then are projected to decline.
- Robert Bateman HS:** Closes June 2018.
- M.M. Robinson HS:** English catchment compressed to east of Guelph Line and Alton Village West.

**NOTES CON'T:**

- M.M. Robinson HS:** To receive Robert Bateman HS SC-SPED students that reside north of the QEW.
- M.M. Robinson HS:** To receive Dr. Frank J. Hayden SS FI students.
- M.M. Robinson HS:** Utilization rates are expected to increase to 90% by 2020, then projected to increase until 2021.
- Lester B. Pearson HS:** English catchments expands to include rural Burlington, all of CH Norton PS catchment, and areas east of Appleby Line.
- Lester B. Pearson HS:** Utilization rates are expected to increase to 92% by 2020, then expected to decrease.
- Dr. Frank J. Hayden SS:** Becomes an English-only school.
- Dr. Frank J. Hayden SS:** Utilization rates decreases to 98% by 2020 but will increase until 2021.
- TDB:** Not Assigned

**IMPACTS ON ELEMENTARY SCHOOLS**

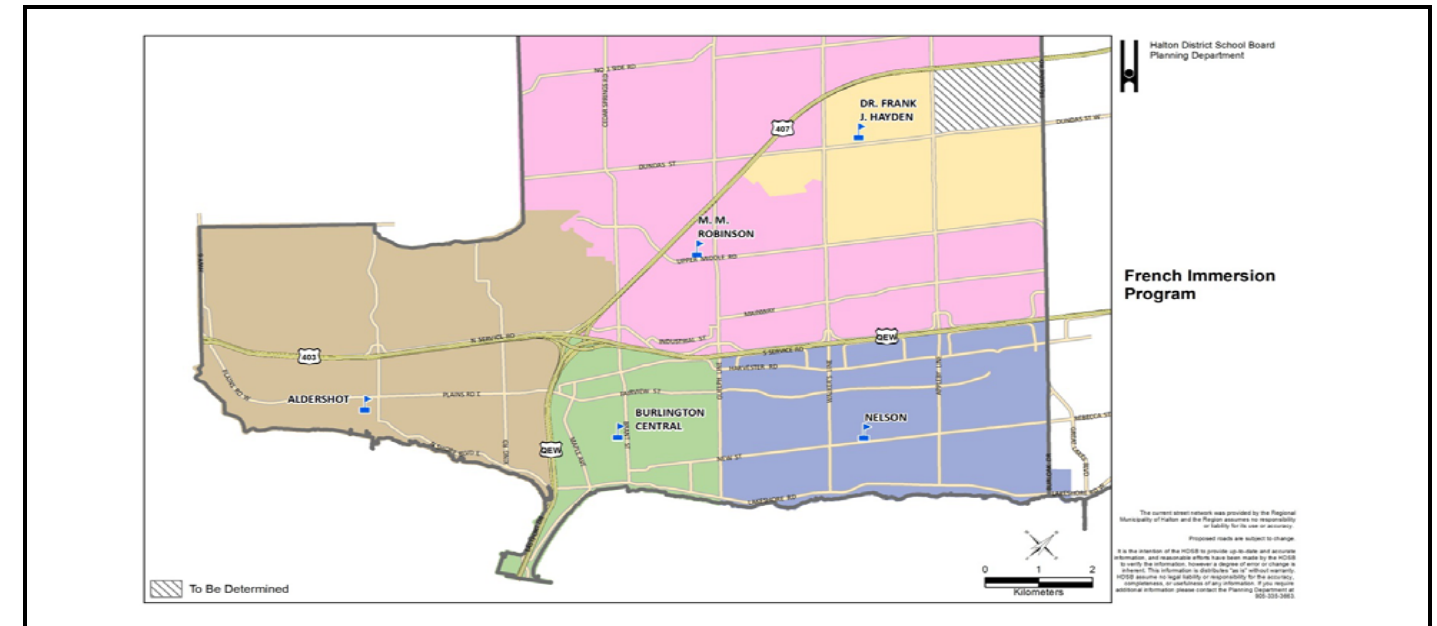
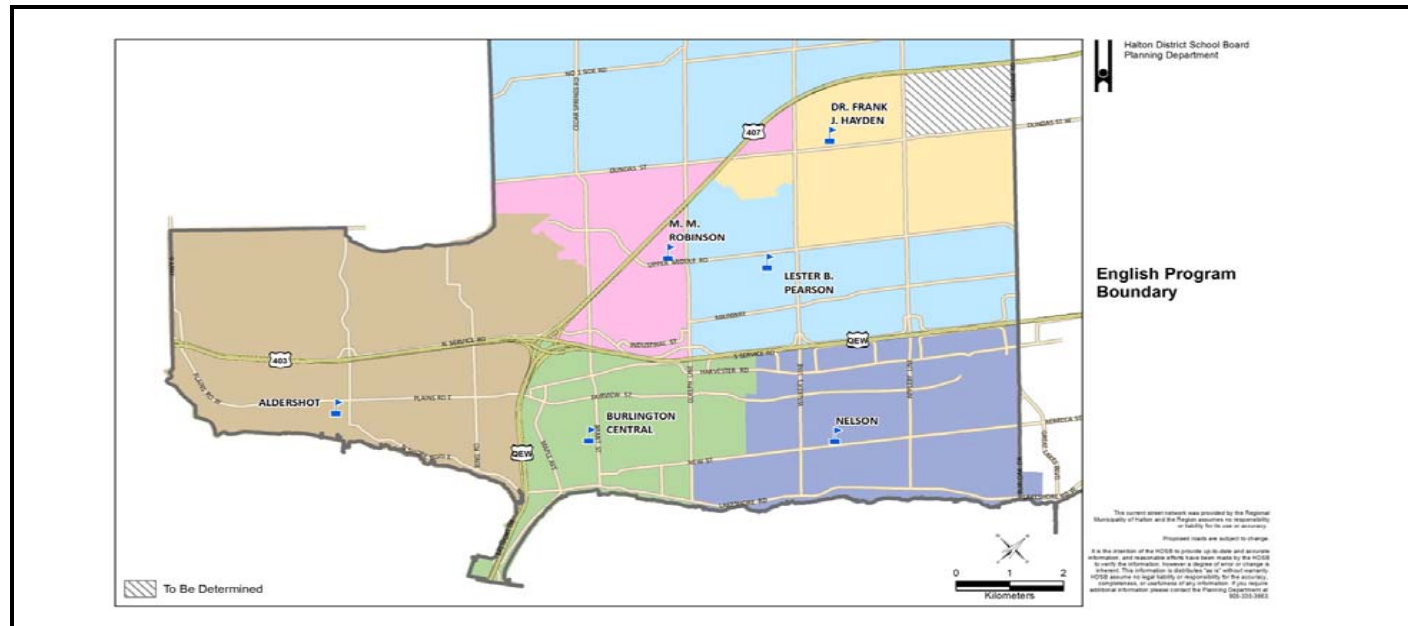
- Alexander's PS, Orchard Park PS, Charles R. Beaudoin PS:** Split grade 8 cohort between Dr. Frank J. Hayden SS (ENG) and M.M. Robinson HS (FI).
- John William Boich PS:** Split grade 8 cohort among Dr. Frank J. Hayden SS (ENG), Lester B. Pearson HS (ENG), M.M. Robinson HS (FI)
- CH Norton PS, Tecumseh PS, Frontenac PS:** to have a unified cohorts.

**RESULTS**

By 2020, there will be approximately 231 available pupil places overall; south of the QEW will have 31 available pupil places and north of the QEW to have 200 available pupil places. Overall a reduction of 1323 secondary pupil places. (north and south of the QEW calculations excludes SC-SPED TDB students)

	Program	OTG	Port	Total	2016	2017	2018	2019	2020	2021	2022	2023	2024	2025	2026	
<b>Aldershot HS</b> Grades 9-12	ENG	558	10	768	337	358	368	389	381	361	356	343	337	329	343	
	FI				99	106	102	102	102	108	110	114	111	105	114	
	SC-SPED				0	0	51	51	51	51	51	51	51	51	51	51
	<b>Total</b>				<b>436</b>	<b>464</b>	<b>521</b>	<b>542</b>	<b>534</b>	<b>521</b>	<b>517</b>	<b>508</b>	<b>500</b>	<b>485</b>	<b>508</b>	
	<b>Available Pupil Places</b>					122	94	37	16	24	37	41	50	58	73	50
	<b>Percent Utilization</b>					78%	83%	93%	97%	96%	93%	93%	91%	90%	87%	91%
<b>Burlington Central HS</b> Grades 9-12, ESL Program, IB Program	ENG	870	6	996	542	532	716	704	688	678	681	681	707	698	690	
	FI				54	61	73	79	97	115	118	119	115	107	108	
	<b>Total</b>				<b>596</b>	<b>593</b>	<b>789</b>	<b>784</b>	<b>784</b>	<b>794</b>	<b>800</b>	<b>800</b>	<b>822</b>	<b>805</b>	<b>798</b>	
	<b>Available Pupil Places</b>					274	277	81	86	86	76	70	70	48	65	72
<b>Percent Utilization</b>					69%	68%	91%	90%	90%	91%	92%	92%	95%	93%	92%	
<b>Nelson HS</b> Grades 9-12, Secondary Gifted Placement	ENG	1341	12	1593	867	890	1208	1190	1168	1131	1078	1082	1039	1063	1061	
	FI				139	170	188	211	251	275	303	328	320	295	260	
	<b>Total</b>				<b>1006</b>	<b>1060</b>	<b>1396</b>	<b>1401</b>	<b>1420</b>	<b>1406</b>	<b>1381</b>	<b>1410</b>	<b>1358</b>	<b>1359</b>	<b>1321</b>	
	<b>Available/Shortage of Pupil Places</b>					335	281	-55	-60	-79	-65	-40	-69	-17	-18	20
<b>Percent Utilization</b>					75%	79%	104%	104%	106%	105%	103%	105%	101%	101%	99%	
<b>Robert Bateman HS</b> <b>Closed</b>	ENG	1323	3	1386	560	519	0	0	0	0	0	0	0	0	0	
	SC-SPED				226	228	0	0	0	0	0	0	0	0	0	
	<b>Total</b>				<b>786</b>	<b>747</b>	<b>0</b>	<b>0</b>	<b>0</b>	<b>0</b>	<b>0</b>	<b>0</b>	<b>0</b>	<b>0</b>	<b>0</b>	
	<b>Available Pupil Places</b>					537	576	1323	1323	1323	1323	1323	1323	1323	1323	
<b>Percent Utilization</b>					59%	56%	0%	0%	0%	0%	0%	0%	0%	0%	0%	

	Program	OTG	Port	Total	2016	2017	2018	2019	2020	2021	2022	2023	2024	2025	2026	
<b>M.M. Robinson HS</b> Grades 9-12	ENG	1347	12	1599	568	531	511	489	478	490	467	453	456	449	443	
	FI				112	106	453	494	529	567	570	578	553	540	524	
	EXTF				0	0	0	0	0	0	0	0	0	0	0	0
	SC-SPED				32	32	205	205	207	208	206	203	202	203	200	
	<b>Total</b>	<b>712</b>	<b>669</b>	<b>1168</b>	<b>1187</b>	<b>1215</b>	<b>1266</b>	<b>1243</b>	<b>1234</b>	<b>1211</b>	<b>1193</b>	<b>1167</b>				
	<b>Available Pupil Places</b>					635	678	179	160	132	81	104	113	136	154	180
<b>Percent Utilization</b>					53%	50%	87%	88%	90%	94%	92%	92%	90%	89%	87%	
<b>Lester B. Pearson HS</b> Grades 9-12	ENG	642	14	936	346	333	584	576	537	540	519	493	493	466	449	
	EXTF				46	46	52	58	55	56	57	54	55	53	51	
	<b>Total</b>				<b>392</b>	<b>379</b>	<b>636</b>	<b>634</b>	<b>592</b>	<b>597</b>	<b>576</b>	<b>546</b>	<b>548</b>	<b>520</b>	<b>501</b>	
	<b>Available Pupil Places</b>					250	263	6	8	50	45	66	96	94	122	141
<b>Percent Utilization</b>					61%	59%	99%	99%	92%	93%	90%	85%	85%	81%	78%	
<b>Dr. Frank J. Hayden SS</b> Grades 9-12	ENG	1194	12	1446	1285	1378	1155	1159	1176	1203	1191	1166	1140	1086	1049	
	FI				251	276	0	0	0	0	0	0	0	0	0	
	<b>Total</b>				<b>1536</b>	<b>1654</b>	<b>1155</b>	<b>1159</b>	<b>1176</b>	<b>1203</b>	<b>1191</b>	<b>1166</b>	<b>1140</b>	<b>1086</b>	<b>1049</b>	
	<b>Available/Shortage of Pupil Places</b>					-342	-460	39	35	18	-9	3	28	54	108	145
<b>Percent Utilization</b>					129%	139%	97%	97%	98%	101%	100%	98%	95%	91%	88%	
<b>TBD</b> (Grades 9-12)	ENG				0	0	0	0	0	8	16	25	34	44	46	
	FI				0	0	0	0	0	1	3	4	6	8	8	
	<b>Total</b>				<b>0</b>	<b>0</b>	<b>0</b>	<b>0</b>	<b>0</b>	<b>9</b>	<b>19</b>	<b>29</b>	<b>40</b>	<b>52</b>	<b>54</b>	
<b>Total</b>		<b>7275</b>	<b>69</b>	<b>8724</b>	<b>5464</b>	<b>5565</b>	<b>5665</b>	<b>5707</b>	<b>5721</b>	<b>5795</b>	<b>5726</b>	<b>5694</b>	<b>5618</b>	<b>5498</b>	<b>5396</b>	



**RATIONALE:** A Program and Accommodation Committee request. (Jan 31, 2017)

**ISSUES:**

- Robert Bateman HS students in SC-SPED and reside south of QEW or in the Aldershot community to be directed to Aldershot HS.
- Robert Bateman HS students in SC-SPED and reside north of QEW be directed to M.M. Robinson HS
- Essential programming to be relocated from Robert Bateman HS to M.M. Robinson HS.
- International Baccalaureate (IB) program relocated to Burlington Central HS.
- FI program removed from Dr. Frank J. Hayden SS.

**NOTES:**

- Aldershot HS:** SC-SPED program added for students that attended Robert Bateman HS and reside south of the QEW or in Aldershot.
- Aldershot HS:** Utilization rates increase to 96% by 2020, then expected to decrease.
- Aldershot HS:** No change to the current boundaries.
- Burlington Central HS:** Boundary expands to include areas east of Guelph Line.
- Burlington Central HS:** International Baccalaureate program to be added.
- Burlington Central HS:** Utilization rates increase to 90% in 2020 and continue to increase until 2024.
- Nelson HS:** English catchment expands to include Robert Bateman HS.
- Nelson HS:** Utilization rates expected to increase to 106%, by 2020, then are projected to decline.
- Robert Bateman HS:** Closes June 2018.
- M.M. Robinson HS:** English catchment compressed to east of Guelph Line and Alton Village West.

**NOTES CON'T:**

- M.M. Robinson HS:** To receive Dr. Frank J. Hayden SS FI students south of Upper Middle Rd/East of Appleby Ln.
- M.M. Robinson HS:** Utilization rates are expected to increase to 62% by 2020, then projected to decline to 2026.
- Lester B. Pearson HS:** English catchments expands to include rural Burlington, all of CH Norton PS catchment, and areas east of Appleby Line.
- Lester B. Pearson HS:** Utilization rates are expected to increase to 92% by 2020, then expected to decrease.
- Dr. Frank J. Hayden SS:** English and FI catchment boundary is Upper Middle Road from the south and Highway 407 from the north.
- Dr. Frank J. Hayden SS:** Utilization rates increase to 130% by 2020 and then increases until 2021.
- TDB:** Not Assigned

**IMPACTS ON ELEMENTARY SCHOOLS**

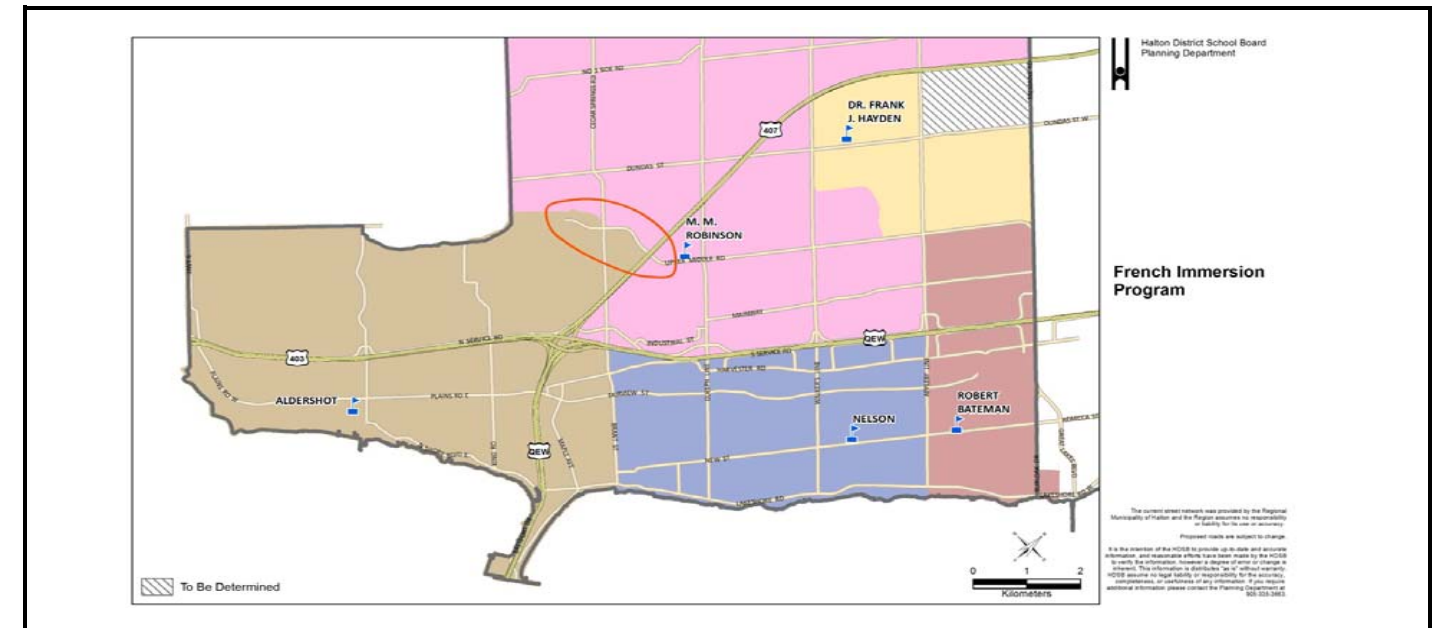
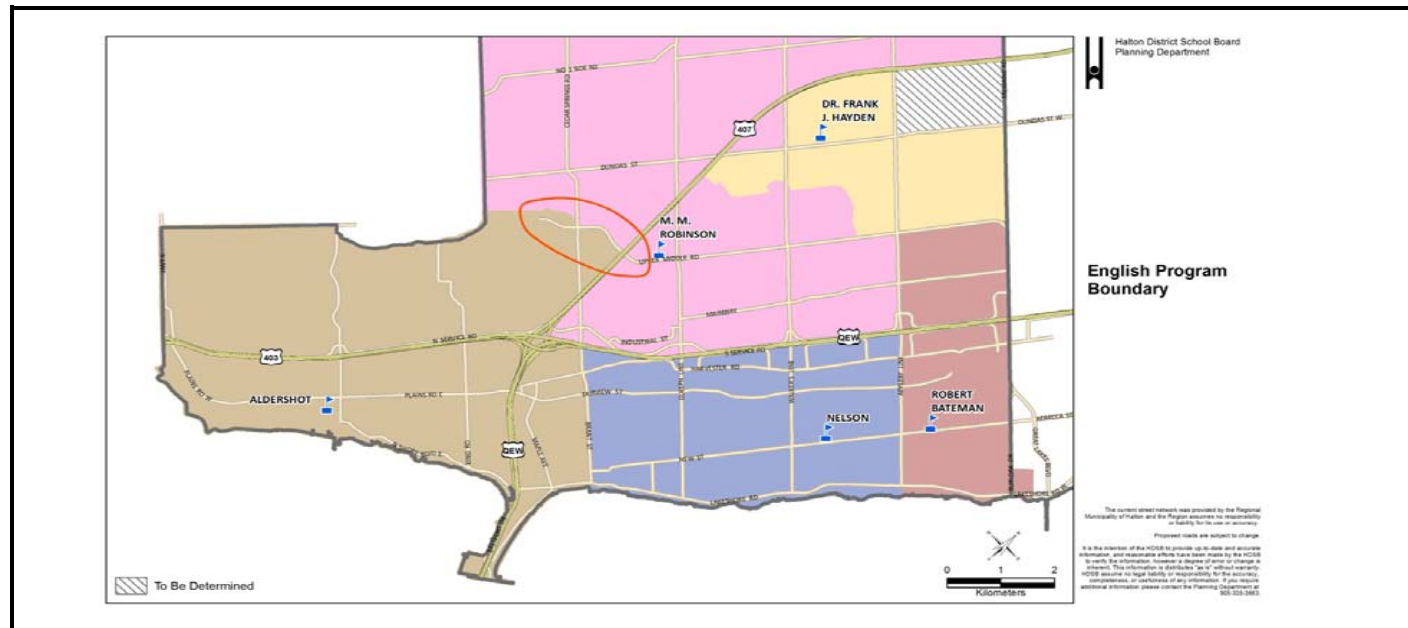
- John William Boich PS:** Split grade 8 cohort among Dr. Frank J. Hayden SS (ENG, FI), M.M. Robinson HS (FI) and Lester B. Pearson HS (ENG).
- CH Norton PS, Tecumseh PS, Frontenac PS:** to have a unified cohorts.

**RESULTS**

By 2020, there will be approximately 231 available pupil places overall; south of the QEW will have 31 available pupil places and north of the QEW to have 200 available pupil places. Overall a reduction of 1323 secondary pupil places. (north and south of the QEW calculations excludes SC-SPED TBD students)

	Program	OTG	Port	Total	2016	2017	2018	2019	2020	2021	2022	2023	2024	2025	2026
<b>Aldershot HS</b> Grades 9-12	ENG	558	10	768	337	358	368	389	381	361	356	343	337	329	343
	FI				99	106	102	102	102	108	110	114	111	105	114
	SC-SPED				0	0	51	51	51	51	51	51	51	51	51
	<b>Total</b>				<b>436</b>	<b>464</b>	<b>521</b>	<b>542</b>	<b>534</b>	<b>521</b>	<b>517</b>	<b>508</b>	<b>500</b>	<b>485</b>	<b>508</b>
	<b>Available Pupil Places</b>				122	94	37	16	24	37	41	50	58	73	50
	<b>Percent Utilization</b>				78%	83%	93%	97%	96%	93%	93%	91%	90%	87%	91%
<b>Burlington Central HS</b> Grades 9-12, ESL Program, IB Program	ENG	870	6	996	542	532	716	704	688	678	681	681	707	698	690
	FI				54	61	73	79	97	115	118	119	115	107	108
	<b>Total</b>				<b>596</b>	<b>593</b>	<b>789</b>	<b>784</b>	<b>784</b>	<b>794</b>	<b>800</b>	<b>800</b>	<b>822</b>	<b>805</b>	<b>798</b>
	<b>Available Pupil Places</b>				274	277	81	86	86	76	70	70	48	65	72
<b>Percent Utilization</b>				69%	68%	91%	90%	90%	91%	92%	92%	95%	93%	92%	
<b>Nelson HS</b> Grades 9-12, Secondary Gifted Placement	ENG	1341	12	1593	867	890	1208	1190	1168	1131	1078	1082	1039	1063	1061
	FI				139	170	188	211	251	303	328	320	295	260	
	<b>Total</b>				<b>1006</b>	<b>1060</b>	<b>1396</b>	<b>1401</b>	<b>1420</b>	<b>1406</b>	<b>1381</b>	<b>1410</b>	<b>1358</b>	<b>1359</b>	<b>1321</b>
	<b>Available/Shortage of Pupil Places</b>				335	281	-55	-60	-79	-65	-40	-69	-17	-18	20
<b>Percent Utilization</b>				75%	79%	104%	104%	106%	105%	103%	105%	101%	101%	99%	
<b>Robert Bateman HS</b> Grades 9-12, International Baccalaureate Program	ENG	1323	3	1386	560	519	0	0	0	0	0	0	0	0	0
	SC-SPED				226	228	0	0	0	0	0	0	0	0	0
	<b>Total</b>				<b>786</b>	<b>747</b>	<b>0</b>	<b>0</b>	<b>0</b>	<b>0</b>	<b>0</b>	<b>0</b>	<b>0</b>	<b>0</b>	<b>0</b>
	<b>Available Pupil Places</b>				537	576	1323	1323	1323	1323	1323	1323	1323	1323	
<b>Percent Utilization</b>				59%	56%	0%	0%	0%	0%	0%	0%	0%	0%	0%	

	Program	OTG	Port	Total	2016	2017	2018	2019	2020	2021	2022	2023	2024	2025	2026	
<b>M.M. Robinson HS</b> Grades 9-12	ENG	1347	12	1599	568	531	511	489	478	490	467	453	456	449	443	
	FI				112	106	128	145	147	176	175	179	183	173	175	
	EXTF				0	0	0	0	0	0	0	0	0	0	0	0
	SC-SPED				32	32	205	205	207	208	206	203	202	203	200	
	<b>Total</b>				<b>712</b>	<b>669</b>	<b>843</b>	<b>838</b>	<b>833</b>	<b>875</b>	<b>848</b>	<b>835</b>	<b>841</b>	<b>826</b>	<b>817</b>	
	<b>Available/Shortage of Pupil Places</b>				635	678	504	509	514	472	499	512	506	521	530	
<b>Percent Utilization</b>				53%	50%	63%	62%	62%	65%	63%	62%	62%	61%	61%		
<b>Lester B. Pearson HS</b> Grades 9-12	ENG	642	14	936	346	333	584	576	537	540	519	493	493	466	449	
	EXTF				46	46	52	58	55	56	57	54	55	53	51	
	<b>Total</b>				<b>392</b>	<b>379</b>	<b>636</b>	<b>634</b>	<b>592</b>	<b>597</b>	<b>576</b>	<b>546</b>	<b>548</b>	<b>520</b>	<b>501</b>	
	<b>Available Pupil Places</b>				250	263	6	8	50	45	66	96	94	122	141	
<b>Percent Utilization</b>				61%	59%	99%	99%	92%	93%	90%	85%	85%	81%	78%		
<b>Dr. Frank J. Hayden SS</b> Grades 9-12	ENG	1194	12	1446	1285	1378	1155	1159	1176	1203	1191	1166	1140	1086	1049	
	FI				251	276	325	349	383	391	396	399	369	367	350	
	<b>Total</b>				<b>1536</b>	<b>1654</b>	<b>1480</b>	<b>1508</b>	<b>1558</b>	<b>1586</b>	<b>1565</b>	<b>1509</b>	<b>1453</b>	<b>1398</b>		
	<b>Available/Shortage of Pupil Places</b>				-342	-460	-286	-314	-364	-400	-392	-371	-315	-259	-204	
<b>Percent Utilization</b>				129%	139%	124%	126%	130%	133%	133%	131%	126%	122%	117%		
<b>TBD</b> (Grades 9-12)	ENG				0	0	0	0	0	8	16	25	34	44	46	
	FI				0	0	0	0	0	1	3	4	6	8	8	
	<b>Total</b>				<b>0</b>	<b>0</b>	<b>0</b>	<b>0</b>	<b>0</b>	<b>9</b>	<b>19</b>	<b>29</b>	<b>40</b>	<b>52</b>	<b>54</b>	
<b>Total</b>		<b>7275</b>	<b>69</b>	<b>8724</b>	<b>5464</b>	<b>5565</b>	<b>5665</b>	<b>5707</b>	<b>5721</b>	<b>5795</b>	<b>5726</b>	<b>5694</b>	<b>5618</b>	<b>5498</b>	<b>5396</b>	



**RATIONALE:** A staff request. (Jan 13, 2017)

**ISSUES:**  
 Potential PAR for the Aldershot and Burlington Central communities  
 ESL and FI programs added to Robert Batemans HS  
 EXTJ program moved to M.M. Robinson HS  
 Dr. Frank J. Hayden SS near Total Capacity,  
 Aldershot HS reaches Total Capacity.

**NOTES:**  
**Aldershot HS:** Boundary expands north to include the areas south of Upper Middle Road and west of the 407 ETR. Boundary expands east to Brant St.  
**Aldershot HS:** Utilization rates increase to 153% by 2020, then it is expected to decline. Classrooms available in the elementary facility.  
**Burlington Central HS:** Closes in June 2018.  
**Nelson HS:** Boundary expands west to Brant St. FI Boundary is reduced to Appleby Line.  
**Nelson HS:** Utilization rates expected to decrease to 86% by 2020.  
**Robert Bateman HS:** FI and ESL programs added.  
**Robert Bateman HS:** Boundary to expands north of QEW to Upper Middle Road.  
**Robert Bateman HS:** Utilization rates expected to increase to 81% by 2020 nd then declines..  
**M.M. Robinson HS:** Boundary to include Kilbride PS catchment and Florence Meares PS catchment south of the pipeline. The area south of Upper Middle Road and west of 407 ETR is removed.

**NOTES CON'T:**  
**M.M. Robinson HS:** EXTJ program is added.  
**M.M. Robinson HS:** Utilization rates are expected to increase to 90% by 2020 and continue to increase until 2021.  
**Lester B. Pearson HS:** Closes in June 2018.  
**Dr. Frank J. Hayden SS:** Boundary is reduced to exclude the Kilbride PS catchment and Florence Meares PS catchment south of the pipeline.  
**Dr. Frank J. Hayden SS:** Utilization rates decreases to 119% by 2020 but will increase until 2021 to above Total Capacity.  
**TDB:** Not assigned

**IMPACTS ON ELEMENTARY SCHOOLS**  
**Burlington Elem PS:** FI split grade 8 cohort between Nelson HS and Aldershot HS.  
**Brant Hills PS:** Split grade 8 cohort between Aldershot HS and M.M. Robinson HS  
**Charles R. Beaudoin PS:** Split grade 8 cohort between M.M. Robinson HS (FI) and Dr. Frank J. Hayden SS (FI, ENG)  
**Florence Meares PS:** Split grade 8 cohort between M.M. Robinson HS and Dr. Frank J. Hayden HS.  
**Rolling Meadows PS:** Split grade 8 cohort between Aldershot HS (FI) and M.M. Robinson HS (ENG, FI)  
**John William Boich PS:** Split grade 8 cohort between Dr. Frank J. Hayden SS and Robert Bateman HS  
**C.H. Norton PS:** Unified cohort.

**RESULTS**  
 By 2020, there will be approximately shortage of 42 pupil places overall; south of the QEW will have a 131 available pupil places and north of the QEW to have a shortage of 89 pupil places. Overall a reduction of 1965 secondary pupil places.

	Program	OTG	Port	Total	2016	2017	2018	2019	2020	2021	2022	2023	2024	2025	2026	
Aldershot HS Grades 9-12	ENG	558	10	768	337	358	700	717	696	671	659	644	653	645	659	
	FI				99	106	151	156	161	178	181	186	181	169	179	
	<b>Total</b>				<b>436</b>	<b>464</b>	<b>851</b>	<b>873</b>	<b>856</b>	<b>849</b>	<b>840</b>	<b>829</b>	<b>834</b>	<b>814</b>	<b>838</b>	
	<b>Available/Shortage of Pupil Places</b>					122	94	-293	-315	-298	-291	-282	-271	-276	-256	-280
	<b>Percent Utilization</b>					78%	83%	152%	156%	153%	152%	150%	149%	149%	146%	150%
Burlington Central HS Closed	ENG	870	6	996	542	532	0	0	0	0	0	0	0	0	0	
	FI				54	61	0	0	0	0	0	0	0	0	0	0
	<b>Total</b>				<b>596</b>	<b>593</b>	<b>0</b>	<b>0</b>	<b>0</b>	<b>0</b>	<b>0</b>	<b>0</b>	<b>0</b>	<b>0</b>	<b>0</b>	<b>0</b>
	<b>Available Pupil Places</b>					274	277	870	870	870	870	870	870	870	870	
<b>Percent Utilization</b>					69%	68%	0%	0%	0%	0%	0%	0%	0%	0%	0%	
Nelson HS Grades 9-12, Secondary Gifted Placement	ENG	1341	12	1593	867	890	1042	1010	1003	984	956	970	954	947	931	
	FI				139	170	134	137	156	176	191	202	197	182	168	
	<b>Total</b>				<b>1006</b>	<b>1060</b>	<b>1176</b>	<b>1147</b>	<b>1159</b>	<b>1160</b>	<b>1147</b>	<b>1173</b>	<b>1151</b>	<b>1128</b>	<b>1099</b>	
	<b>Available Pupil Places</b>					335	281	165	194	182	181	194	168	190	213	242
<b>Percent Utilization</b>					75%	79%	88%	86%	86%	87%	86%	86%	84%	82%		
Robert Bateman HS Grades 9-12, IB Program, ESL Program	ENG	1323	3	1386	560	519	690	701	685	656	632	622	599	623	623	
	FI				0	0	104	131	164	178	195	208	204	191	170	
	SC-SPED				226	228	224	224	226	227	225	222	221	222	219	
	<b>Total</b>				<b>786</b>	<b>747</b>	<b>1019</b>	<b>1056</b>	<b>1075</b>	<b>1062</b>	<b>1051</b>	<b>1051</b>	<b>1024</b>	<b>1036</b>	<b>1012</b>	
	<b>Available Pupil Places</b>					537	576	304	267	248	261	272	272	299	287	311
<b>Percent Utilization</b>					59%	56%	77%	80%	81%	80%	79%	79%	77%	78%	76%	

\*At peak enrolment, Aldershot Elementary PS is projected to have 10 rooms available, or and addition of 210 pupil places.

	Program	OTG	Port	Total	2016	2017	2018	2019	2020	2021	2022	2023	2024	2025	2026
M.M. Robinson HS Grades 9-12	ENG	1347	12	1599	568	531	1051	1009	956	983	947	906	907	874	850
	FI				112	106	147	162	168	197	198	203	205	197	195
	EXTJ				0	0	52	59	55	56	57	54	55	53	52
	SC-SPED				32	32	32	32	32	32	32	32	32	32	32
	<b>Total</b>				<b>712</b>	<b>669</b>	<b>1282</b>	<b>1262</b>	<b>1212</b>	<b>1268</b>	<b>1234</b>	<b>1195</b>	<b>1198</b>	<b>1156</b>	<b>1128</b>
<b>Available Pupil Places</b>					635	678	65	85	135	79	113	152	149	191	219
<b>Percent Utilization</b>					53%	50%	95%	94%	90%	94%	92%	89%	89%	86%	84%
Lester B. Pearson HS Closed	ENG	642	14	936	346	333	0	0	0	0	0	0	0	0	0
	EXTJ				46	46	0	0	0	0	0	0	0	0	
	<b>Total</b>				<b>392</b>	<b>379</b>	<b>0</b>	<b>0</b>	<b>0</b>	<b>0</b>	<b>0</b>	<b>0</b>	<b>0</b>	<b>0</b>	
	<b>Available Pupil Places</b>					250	263	642	642	642	642	642	642	642	642
<b>Percent Utilization</b>					61%	59%	0%	0%	0%	0%	0%	0%	0%	0%	
Dr. Frank J. Hayden SS Grades 9-12	ENG	1194	12	1446	1285	1378	1057	1069	1088	1110	1098	1076	1058	1004	971
	FI				251	276	280	300	331	337	338	341	313	309	295
	<b>Total</b>				<b>1536</b>	<b>1654</b>	<b>1337</b>	<b>1369</b>	<b>1418</b>	<b>1446</b>	<b>1436</b>	<b>1417</b>	<b>1371</b>	<b>1313</b>	<b>1266</b>
	<b>Available/Shortage of Pupil Places</b>					-342	-460	-143	-175	-224	-252	-242	-223	-177	-119
<b>Percent Utilization</b>					129%	139%	112%	115%	119%	121%	120%	119%	115%	110%	106%
TBD (Grades 9-12)	ENG				0	0	0	0	0	8	16	25	34	44	46
	FI				0	0	0	0	0	1	3	4	6	8	8
	<b>Total</b>				<b>0</b>	<b>0</b>	<b>0</b>	<b>0</b>	<b>0</b>	<b>9</b>	<b>19</b>	<b>29</b>	<b>40</b>	<b>52</b>	<b>54</b>
<b>Total</b>		<b>7275</b>	<b>69</b>	<b>8724</b>	<b>5464</b>	<b>5565</b>	<b>5665</b>	<b>5707</b>	<b>5721</b>	<b>5795</b>	<b>5727</b>	<b>5694</b>	<b>5619</b>	<b>5498</b>	<b>5396</b>