



## School Information Profiles

### Program and Accommodation Review 2016

Burlington Secondary

**Impacted Schools:**

Aldershot HS

Burlington Central HS

Dr. Frank J. Hayden SS

Lester B. Pearson HS

M.M. Robinson HS

Nelson HS

Robert Bateman HS



# School Information Profiles (SIPs)

## Burlington Secondary PAR

Data based on October 31, 2016, except where mentioned. Last revised: January 24, 2017.

		Aldershot HS	Burlington Central HS	Dr. Frank J. Hayden SS	Lester B. Pearson HS	M.M. Robinson HS	Nelson HS	Robert Bateman HS
<b>1 Facility Profile</b>								
<b>1 Basic Information</b>								
1	Board Code	2005	2007	2001	2022	2025	2031	2038
2	SFIS Code	5200	5250	24203	5482	5501	5535	5497
3	Street Address	50 Fairwood Place West	1433 Baldwin Street	3040 Tim Dobbie Drive	1433 Headon Road	2425 Upper Middle Road	4181 New Street	5151 New Street
4	Municipality	Burlington	Burlington	Burlington	Burlington	Burlington	Burlington	Burlington
5	Postal Code	L7T 1E5	L7S 1K4	L7M 0M3	L7M 1V7	L7P 3N9	L7L 1T3	L7L 1V3
6	Year Built	1960	1922	2013	1975	1962	1956	1969
7	Year of Additions	1963, 1968, 1979	1949, 1954, 1959, 1961, 1965, 1968, 1986	None	1995	1968, 1971, 1996	1959, 1963, 1970, 1989	1973
8	Grade Configuration	Gr. 9-12; building also houses elementary school	Gr. 9-12; building also houses elementary school	Gr. 9-12	Gr. 9-12	Gr. 9-12	Gr. 9-12	Gr. 9-12
9	Boundary Map (2016-2017 school year)	pg. 7	pg. 8	pg. 9	pg. 11	pg. 12	pg. 14	pg. 15
<b>2 Planning Information</b>								
1	Official Plan Map	pg. 16	pg. 17	pg. 18	pg. 19	pg. 20	pg. 21	pg. 22
2	Official Plan Designation	Residential - Low Density	Residential - Low Density within Downtown Urban Growth Centre	Residential - Medium Density	Residential - Low Density	Residential - Low Density	Residential - Low Density	Residential - Low Density
3	Zoning Map	pg. 16	pg. 17	pg. 18	pg. 19	pg. 20	pg. 21	pg. 22
4	Zoning Designation	R2.1 - Residential	R3.2 - Residential	RAL3-390 - Residential (Alton Community)	R3.2 - Residential	R3.1 - Residential	R2.2 - Residential	R3.1 - Residential
5	Secondary Plan Designation	N/A	N/A	N/A	N/A	N/A	N/A	N/A
<b>3 Site Information</b>								
1	Size of School Site (acres)	16	10	15.52	13.88	29.65	17.319	12.76
2	Aerial Photo	pg. 24	pg. 25	pg. 26	pg. 27	pg. 28	pg. 29	pg. 30
3	Site Plan	pg. 31	pg. 32	pg. 33	pg. 34	pg. 35	pg. 36	pg. 37
4	Number of portable classrooms	0	0	12	0	0	0	0
5	Number of portapak classrooms	0	0	0	10	0	0	0
6	Maximum number of portables possible on site (includes portapak rooms)	10	6	12 (Examining potential for additional portables)	14	12	12	3
<b>4 Parking and Access/Egress</b>								
1	Number of Parking Spaces	163	148	404	216	304	225	241
2	Number of Accessible Parking Spaces	6	1	16	2	5	2	8
3	Presence of adequate parking (based on net parking spaces available)	Yes	Yes	Yes	Yes	Yes	Yes	Yes
4	Points of access from park/street front	2	1	4	1	3	3	4
5	Car access and egress (points of access to/from street)	2	2	3	1	4 (includes shared JWS access)	3	4
6	School bus access and egress (presence of bus queuing lanes)	On site	Street	On site	On site	On site	On site	On site
<b>5 Building Information</b>								
1	Building Gross Floor Area (total sq. ft.)	142,816	157,390	161,437	121,934	215,623	167,906	212,264
2	Number of Storeys (mechanical floors excluded)	2	3	3	2	3	2	2
3	On-the-Ground (OTG) Capacity	558	870	1,194	642	1,347	1,341	1,323
4	Floor Plan	pg.38	pg. 41	pg. 44	pg. 47	pg. 49	pg. 52	pg. 54
5	Total site capacity (including portapaks and portable capacity)	768	996	1,446	936	1,599	1,593	1,386



# School Information Profiles (SIPs)

## Burlington Secondary PAR

Data based on October 31, 2016, except where mentioned. Last revised: January 24, 2017.

		Aldershot HS	Burlington Central HS	Dr. Frank J. Hayden SS	Lester B. Pearson HS	M.M. Robinson HS	Nelson HS	Robert Bateman HS	
6	Number of standard instructional rooms	9	18	32	11	31	39	26	
7	Number of full-day kindergarten rooms	0	0	0	0	0	0	0	
8	Number of science rooms	3	3	5	3	6	7	7	
9	Number of design/tech rooms	4	7	7	6	9	6	12	
10	Number of music rooms	2	1	2	2	1	2	2	
11	Number of art rooms	1	1	2	2	2	3	3	
12	Number of theatre/dramatic arts rooms	1	1	1	1	1	1	1	
13	Number of gyms	3	3	3	3	4	3	3	
14	Number of special education rooms	0	3	2	1	1	2	4	
15	Library	1	1	1	1	1	1	1	
16	Cafeteria	1	2	1	1	1	1	1	
17	Other specialized rooms	1 Auditorium, 1 Exercise, 2 Seminar, 1 Family Studies, 3 Computer, 1 Resource	1 Seminar, 1 Auditorium, 1 Exercise, 2 Computer	1 Fitness, 3 Family Studies, 1 Computer, 1 Seminar	2 Child Care, 3 Computer, 4 Seminar	1 Exercise, 4 Commercial, 3 Computer, 3 Resource, 4 Seminar	1 Exercise, 1 Auditorium, 6 Seminar	3 Computer, 1 Family Studies, 2 Seminar, 4 Resource, 2 "Other", 1 Child Care	
6	<b>Facility Condition</b>								
	<b>Facility Condition Index (FCI):</b> A standard benchmark that is used to compare the relative condition of a group of buildings. It compares a facility's total five year renewal needs to the cost of rebuilding the facility. A higher FCI indicates greater renewal needs and therefore can be considered to be of poorer condition. The FCI index is the cost of rebuilding a school to its current building, not to rebuild to 2016 standards.								
1	10-year history of major facility improvements (item and cost)	<i>pg. 57</i>	<i>pg. 60</i>	<i>pg. 64</i>	<i>pg. 65</i>	<i>pg. 67</i>	<i>pg. 70</i>	<i>pg. 73</i>	
2	Facility Condition Index (1-year)	0.00%	1.86%	0.00%	3.60%	0.67%	2.15%	7.06%	
3	Facility Condition Index (5-year)	18.22%	26.05%	Not assessed	28.42%	21.71%	17.90%	27.07%	
4	Facility Condition Index (10-year)	12.59%	17.90%	2.19%	53.89%	45.31%	25.05%	55.02%	
5	Projected 5-year facility renewal needs (item and cost)	<i>pg. 75</i>	<i>pg. 76</i>	<i>pg. 77</i>	<i>pg. 78</i>	<i>pg. 80</i>	<i>pg. 82</i>	<i>pg. 85</i>	
7	<b>School Utility Costs</b>								
	School utility costs based on one full year's data, i.e. September 1, 2015-August 31, 2016. Building costs for shared facilities include elementary and secondary schools.								
1	Building utility cost (total)	\$ 174,858.90	\$ 168,106.91	\$ 272,725.89	\$ 254,620.89	\$ 274,296.40	\$ 208,570.60	\$ 359,521.64	
2	Building utility cost (per square foot)	\$ 1.22	\$ 1.07	\$ 1.69	\$ 2.09	\$ 1.27	\$ 1.24	\$ 1.69	
3	Building utility cost (per student), includes elementary students housed within Aldershot and Burlington Central shared facilities	\$ 253.05	\$ 200.37	\$ 177.56	\$ 649.54	\$ 385.25	\$ 207.33	\$ 457.41	
8	<b>Outdoor or Other Facilities</b>								
1	Area of green space play area (sq. ft.)	356,369	215,330	112,020	324,970	498,365	291,218	291,218	
2	Area of hard surface play area (sq. ft.)	9,452	1,987	0	560	31,972	0	35,600	
3	Number of play fields	1	1	1	2	2	1	1	
4	List of outdoor facilities	Track/Football field	Baseball diamond	Track/Football Field	Track/Football Field, Tennis Courts	Track/Football Field, Soccer Field	Track/Football Field	Track/Football Field	
5	Municipal facilities within same structure	Aldershot Pool (Swimming pool and community room)	None	Haber Recreation Centre (Community rooms, and gyms), Alton Library	None	Angela Coughlan Pool (swimming pool and community room)	None	Burlington Centennial Pool (swimming pool, community room)	
6	Adjacent Municipal Facilities	None	Wellington Park (playground, soccer field, track, sports field)	Norton Park (playground, washrooms, splash pad, basketball court, multiple turf sports fields, skateboard park); Haber Recreation Centre	Palmer Park (Baseball diamond, basketball court, sports field)	Champlain Park (playground, sports field, baseball diamond)	Nelson Park (playground, stadium, skateboard park, artificial turf field, baseball diamond, basketball court, tobogganing, sports field); Nelson Recreation Centre (Arena, splash pad, pool)	Frontenac Park (sports field)	



# School Information Profiles (SIPs)

## Burlington Secondary PAR

Data based on October 31, 2016, except where mentioned. Last revised: January 24, 2017.

		Aldershot HS	Burlington Central HS	Dr. Frank J. Hayden SS	Lester B. Pearson HS	M.M. Robinson HS	Nelson HS	Robert Bateman HS
<b>9</b>	<b>Distance to School and Transportation</b>	Data provided by Halton Student Transportation Services (HSTS), based on October 31, 2016 student data.						
1	Walking distance map (3.2 km distance from school)	pg. 88	pg. 89	pg. 90	pg. 91	pg. 92	pg. 93	pg. 94
2	Count of eligible riders under Board policy, includes students qualified by distance and/or program	pg. 95	pg. 95	pg. 95	pg. 95	pg. 95	pg. 95	pg. 95
3	Students eligible for transportation under Board policy, includes students qualified by distance, exception and/or program (%)	37.8%	7.2%	38.1%	0.3%	7.4%	9.9%	24.2%
4	Students not eligible for transportation under Board policy, includes students qualified by distance, exception and/or program (%)	62.2%	92.8%	61.9%	99.7%	92.6%	90.1%	75.8%
5	Average distance to school for students not eligible for transportation (metres)	1490	1230	1370	1220	1820	1400	1390
6	Number of contracted vehicles by type	pg. 96	pg. 96	pg. 96	pg. 96	pg. 96	pg. 96	pg. 96
7	Length of bus ride (maximum) (min)	pg. 97	pg. 97	pg. 97	pg. 97	pg. 97	pg. 97	pg. 97
8	Length of bus ride (minimum) (min)	pg. 97	pg. 97	pg. 97	pg. 97	pg. 97	pg. 97	pg. 97
9	Length of bus ride (average) (min)	pg. 97	pg. 97	pg. 97	pg. 97	pg. 97	pg. 97	pg. 97
10	Number of courtesy seat riders	pg. 98	pg. 98	pg. 98	pg. 98	pg. 98	pg. 98	pg. 98
11	Cost of transportation by program	pg. 98	pg. 98	pg. 98	pg. 98	pg. 98	pg. 98	pg. 98
<b>10</b>	<b>Accessibility</b>							
1	Number of Exterior Ramps	2	2	0	0	1	3	9
2	Number of Interior Ramps	0	0	2	2	1	0	1 (stage)
3	Number of Elevators	1	0	1	1	1	2	1
4	Number of Elevating Lift Devices	3	0	5	0	0	0	0
5	Number of Automatic Doors	9	0	17	2	7	2	5
<b>2</b>	<b>Instructional Profile</b>							
<b>1</b>	<b>Enrolment Information</b>	Projected data is sourced from the 2015-2016 Long Term Accommodation data set, which is based on data from October 31, 2015. All other data is based on October 31, 2016.						
1	Enrolment (Oct 31, 2016)	436	597	1536	392	712	1006	786
2	Historic enrolment (last 5 years)	pg. 99	pg. 100	pg. 101	pg. 102	pg. 103	pg. 104	pg. 105
3	Projected enrolment (next 10 years)	pg. 106	pg. 107	pg. 108	pg. 109	pg. 110	pg. 111	pg. 112
4	Students within catchment by program	pg. 113	pg. 113	pg. 113	pg. 113	pg. 113	pg. 113	pg. 113
5	Students out of catchment, but within Halton Region by program	pg. 114	pg. 114	pg. 114	pg. 114	pg. 114	pg. 114	pg. 114
6	Students outside of Halton Region by program	pg. 114	pg. 114	pg. 114	pg. 114	pg. 114	pg. 114	pg. 114
7	Student distribution map by program	pg. 115	pg. 116	pg. 117	pg. 118	pg. 119	pg. 120	pg. 121
<b>2</b>	<b>Staffing Information</b>							
1	Number of Secondary Teachers (OSSTF)	30	44	100	30	55	65	62
2	Number of Caretakers (CUPE)	2	2	2	2	2	2	2
3	Number of Early Childhood Educators (ECE)	0	0	0	0	0	0	0
4	Number of Elementary Teachers (ETFO)	0	0	0	0	0	0	0
5	Number of Educational Assistants (HDEAA)	1	1	1	0	23	1	42
6	Number of Management and Support staff (MASS)	1	1	1	1	1	1	1
7	Number of Secretarial staff (OCTU)	6	5	6	5	4	7	5
8	Number of Professional Support Services Personnel, ex. CYC and Social Workers (PSSP)	0	1	1	0	2	1	1
9	Number of Principals and Vice Principals (PVP)	2	2	3	2	3	3	3



# School Information Profiles (SIPs)

## Burlington Secondary PAR

Data based on October 31, 2016, except where mentioned. Last revised: January 24, 2017.

	Aldershot HS	Burlington Central HS	Dr. Frank J. Hayden SS	Lester B. Pearson HS	M.M. Robinson HS	Nelson HS	Robert Bateman HS
<b>3</b>	<b>Course and Program Offerings</b>						
1	Grade organization, elementary only	N/A	N/A	N/A	N/A	N/A	N/A
2	Courses taught at school, secondary only	pg. 122	pg. 122	pg. 122	pg. 122	pg. 122	pg. 122
3	French Immersion programming offered	Yes	Yes	Yes	Yes (Extended French)	Yes	No
4	Special education programs offered	Woodview (DANO)	None	None	None	Community Pathways	Secondary Gifted Placement International Baccalaureate, Community Pathways, Essential Program, LEAP
5	English as a Second Language (ESL) programming offered	ESL (Resource Support)	ESL and ELD Hub (Congregated School Model)	ESL (Resource Support)	None	ESL (Resource Support)	None ESL (Resource Support)
6	Co-op program offered	Yes	Yes	Yes	Yes	Yes	Yes
7	Specialized High Skills Majors (SHSM) offered	Royal Botanical Gardens-ECO Studies; Health and Wellness: Focus on Fitness	Composite Arts and Culture: Performing, Visual Theatre Tech, and Musical ; Manufacturing & Advanced Robotics	Social Justice; Sports	Dramatic Arts - Performance and Event Production; Health and Wellness - Family, Youth and Child Services; Information and Communications Technology (Electronic Focus)	Business; Carpentry; Electrical Construction; Heating, Ventilation & Air Conditioning & Refrigeration; Community Service and Health Promotion; Manufacturing & Precision Machining; Transportation	Creative Performing Arts and Technology; Automotive and Engineering Design Health Care and Medical Technologies; Hospitality; Manufacturing & Welding; Auto Body Repair
8	Ontario Youth Apprentice Programs (OYAP) hosted	No	No	No	No	Cabinetmaking/ Carpentry; Electrical; Hairstylist; HVAC; Precision Machining/Millwright; Transportation, Cosmotology	No Auto Body and Automotive Painter; Chef/Baker; Hairstylist; Welder
9	Guidance Counselling	Yes	Yes	Yes	Yes	Yes	Yes
10	Other Student Support Services (E-learning excluded)	Student Success (credit recovery); Self-paced Learning; Breakfast Program; Lunch Card	Literacy Remediation; Self-paced courses; Student Success; Anxiety Management; Breakfast Club; Healthy Snack Bins; Lunch Card	Breakfast Club; Grab and Go Baskets; Student Success	Student Success; Credit Recovery; Literacy and Numeracy Remediation; Breakfast Program; Positive Pearson Program; HFFT Lunch Card; Self-paced Learning	ACCESS; Literacy Remedial; Good Morning Breakfast Program; Lunch Cards; Best Buddies; Re-Engagement Program; Student Success; Self-paced Learning	Student Success; Self-paced Learning Breakfast and Lunch Program; Self Paced Learning; Best Buddies; Literacy and Numeracy support
11	Specialized Courses offered	Native Studies; Transportation and Construction Technology; Learning Strategies	AP-Advanced Placement; Computer Game Design; Construction Technology; Theatre Tech and Production; Integrated Business and Technology , Learning Strategies	Learning Strategies	Integrated Technology Program; Early Childhood Education Dual Credit (conjunction with Mohawk College); Learning Strategies	Native Studies, Native Arts Course, Learning Strategies	Learning Strategies Autism Social Skills and Drama; Robotics; Parenting Class Runs Community Play School; Learning Strategies
<b>4</b>	<b>School Utilization</b>						
1	Number of surplus pupil places (Oct 31, 2016)	122	273	0	250	635	537
2	Number of shortage pupil places (Oct 31, 2016)	0	0	342	0	0	0
3	Utilization Factor (Oct 31, 2016)	78%	69%	129%	61%	53%	59%
4	Historic utilization (%)	pg. 134	pg. 134	pg. 134	pg. 134	pg. 134	pg. 134
5	Projected utilization over next 10 years, based on 2015-2016 LTAP (%)	pg. 134	pg. 134	pg. 134	pg. 134	pg. 134	pg. 134



# School Information Profiles (SIPs)

## Burlington Secondary PAR

Data based on October 31, 2016, except where mentioned. Last revised: January 24, 2017.

		Aldershot HS	Burlington Central HS	Dr. Frank J. Hayden SS	Lester B. Pearson HS	M.M. Robinson HS	Nelson HS	Robert Bateman HS
5	Extracurricular Activities							
1	Clubs and activities, includes student led	pg. 135	pg. 135	pg. 135	pg. 135	pg. 135	pg. 135	pg. 135
2	Athletic teams	pg. 140	pg. 140	pg. 140	pg. 140	pg. 140	pg. 140	pg. 140
<b>3 Other School Use Profile</b>								
Data in this section is based on one full year's uses and revenue available, i.e. September 1, 2015-August 31, 2016.								
1	Non-school programs or services							
1	Program or Services	None	None	None	None	None	None	YMCA Pre-School
2	Revenue	N/A	N/A	N/A	N/A	N/A	N/A	\$6,941.44
3	At full cost recovery	N/A	N/A	N/A	N/A	N/A	N/A	Yes
2	Facility Partnerships							
1	Current facility partnerships	City of Burlington (Aldershot Pool); Woodview DANO Program Parent Group	None	City of Burlington (Haber Recreation Centre, Alton Library)	L.B. Pearson Coop Nursery	City of Burlington (Angela Coughlan Pool)	None	City of Burlington (Burlington Centennial Pool)
2	Revenue	Cost sharing agreement with City of Burlington. Woodview DANO is a community partner and rooms are rented at no cost.	N/A	Agreement with City of Burlington for shared use of facilities.	Agreement with City of Burlington for shared use of facilities. Costs shared with City of Burlington.	Cost sharing agreement with City of Burlington.	N/A	Cost sharing agreement with City of Burlington.
3	At full cost recovery		N/A				N/A	
4	Criteria for Community Planning and Partnerships	pg. 143	pg. 143	pg. 143	pg. 143	pg. 143	pg. 143	pg. 143
5	Available for Community Planning and Partnerships (2016 cycle)	No	Yes	No	Yes	Yes	Yes	Yes
3	Community Use of Schools							
1	After school Use	None	None		None	None	None	None
2	Evening Use	Various sports groups and tournaments	Various sports groups		Various sports groups and tournaments	Various sports groups and tournaments, Umpire clinic	Various sports groups, Boy Scouts	Various sports groups and tournaments, Umpire clinics, flu clinic
3	Weekend Use	Various sports groups and tournaments, Church group	Various sports groups	Agreement with City of Burlington for shared use of facilities. HDSB has use of City gyms during the day and City permits HDSB gym after school hours, weekends and summer. Revenue kept by City of Burlington.	None	Various sports groups and tournaments	Various sports groups, community organizations	Various sports groups and tournaments, flu clinic
4	Other uses during school year	Elections Canada Polling Station, various sports and community groups	Elections Canada public meeting, parades in parking lot/gym, various sports and community groups		Group meetings, Flu Clinic, U of T Teacher AQ Courses, community groups, various sports groups	Elections Canada, U of T and YorkU Teacher AQ Courses, various sports, community groups, private groups	Meeting space, City of Burlington meetings, various sports and community groups	Public meetings, City of Burlington meetings, various sports and community groups
5	Summer Use	Sports groups, community groups, City of Burlington	None		U of T Teacher AQ Courses, various sports and community groups	Summer Camp bus drop off/pick up, YorkU Teacher AQ Courses, various sports and community groups	Summer Camp bus drop off/pick up, OPC Principal courses, various sports and community groups and services	Summer Camp, Summer Camp bus pick up/drop off, U of T Teacher AQ Courses, various sports groups
6	Revenue	\$106,560.44	\$24,821.93		\$28,569.25	\$33,640.01	\$26,380.60	\$36,879.35
7	At full cost recovery	Yes	Yes		N/A	Yes	Yes	Yes
4	Before and after school programs or services							
1	Program	None	None	None	None	None	None	None
2	Revenue	N/A	N/A	N/A	N/A	N/A	N/A	N/A
3	At full cost recovery	N/A	N/A	N/A	N/A	N/A	N/A	N/A
5	Lease terms at school							
1	Lease term	None	None	None	None	None	None	None
2	Revenue	N/A	N/A	N/A	N/A	N/A	N/A	N/A
3	At full cost recovery	N/A	N/A	N/A	N/A	N/A	N/A	N/A



# School Information Profiles (SIPs)

## Burlington Secondary PAR

Data based on October 31, 2016, except where mentioned. Last revised: January 24, 2017.

Aldershot HS      Burlington Central HS      Dr. Frank J. Hayden SS      Lester B. Pearson HS      M.M. Robinson HS      Nelson HS      Robert Bateman HS

4 Community Profile								
<b>1 Demographic Information</b>								
Demographic estimates provided in this section are based on an overlay of census tract data from the 2011 Census and National Household Survey with school English program catchment boundaries. Data is based on the entire population that resided within a school's catchment at the time of the reference period for the Census or National Household Survey, including non-school aged children, adults and seniors. The purpose of this data is to provide an overview of the community surrounding the school and do not form the basis of the Board's enrolment projections for schools.								
1	Total population	20,623	27,322	42,850	13,385	27,699	23,900	17,695
2	Number of private households	8,559	13,303	14,831	5,175	10,042	9,655	7,225
3	Average individual income	\$59,513	\$46,564	\$59,673	\$47,033	\$46,973	\$55,961	\$47,720
4	Age distribution	<i>pg. 144</i>	<i>pg. 144</i>	<i>pg. 144</i>	<i>pg. 144</i>	<i>pg. 144</i>	<i>pg. 144</i>	<i>pg. 144</i>
<b>2 Key socio-economic Indices</b>								
Various socio-economic indices are provided by Our Kid's Network's Data Portal. As Our Kid's Network's neighbourhood boundaries do not match the catchment areas for Burlington secondary schools, some neighbourhoods cross school boundaries. As such, for the purpose of the School Information Profile, data is provided based on neighbourhoods. Data is sourced from Statistics Canada's 2011 Census and National Household Survey.								
1	Corresponding Our Kids Network (OKN) neighbourhoods	Aldershot	Aldershot, South Central Burlington, North West Burlington	North Central Burlington, North East Burlington	North Central Burlington, North East Burlington	North Central Burlington, North East Burlington, Aldershot, North West Burlington	South East Burlington, South Central Burlington	South East Burlington, South West Oakville
2	Social Risk Index Score	<i>pg. 145</i>	<i>pg. 145</i>	<i>pg. 145</i>	<i>pg. 145</i>	<i>pg. 145</i>	<i>pg. 145</i>	<i>pg. 145</i>
3	Percentage of Lone Parent Families	<i>pg. 145</i>	<i>pg. 145</i>	<i>pg. 145</i>	<i>pg. 145</i>	<i>pg. 145</i>	<i>pg. 145</i>	<i>pg. 145</i>
4	Percentage of Low Income Households in 2010 (after tax)	<i>pg. 145</i>	<i>pg. 145</i>	<i>pg. 145</i>	<i>pg. 145</i>	<i>pg. 145</i>	<i>pg. 145</i>	<i>pg. 145</i>
5	Percentage of Non-Official Mother Tongue	<i>pg. 145</i>	<i>pg. 145</i>	<i>pg. 145</i>	<i>pg. 145</i>	<i>pg. 145</i>	<i>pg. 145</i>	<i>pg. 145</i>
6	Percentage of Recent Immigrants	<i>pg. 145</i>	<i>pg. 145</i>	<i>pg. 145</i>	<i>pg. 145</i>	<i>pg. 145</i>	<i>pg. 145</i>	<i>pg. 145</i>
7	Percentage of Families Renting Home	<i>pg. 145</i>	<i>pg. 145</i>	<i>pg. 145</i>	<i>pg. 145</i>	<i>pg. 145</i>	<i>pg. 145</i>	<i>pg. 145</i>
8	1-year mobility rate	<i>pg. 145</i>	<i>pg. 145</i>	<i>pg. 145</i>	<i>pg. 145</i>	<i>pg. 145</i>	<i>pg. 145</i>	<i>pg. 145</i>
9	Unemployment Rate	<i>pg. 145</i>	<i>pg. 145</i>	<i>pg. 145</i>	<i>pg. 145</i>	<i>pg. 145</i>	<i>pg. 145</i>	<i>pg. 145</i>
10	Population aged 25 to 64 years old with no diploma, degree or certificate	<i>pg. 145</i>	<i>pg. 145</i>	<i>pg. 145</i>	<i>pg. 145</i>	<i>pg. 145</i>	<i>pg. 145</i>	<i>pg. 145</i>
11	Income from government transfer payments	<i>pg. 145</i>	<i>pg. 145</i>	<i>pg. 145</i>	<i>pg. 145</i>	<i>pg. 145</i>	<i>pg. 145</i>	<i>pg. 145</i>

**Note:** Elementary school information for shared facilities are excluded, except where mentioned.

"Building" includes portions of a structure owned and used by HDSB, including shared elementary/secondary structures. This excludes any shared uses with the municipality, unless stated.

# SIP 1.1.9—Boundary Map (2016)

Aldershot HS



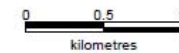
**2016 / 2017**  
School Boundary

## ALDERSHOT

### SCHOOL INFORMATION:

Aldershot  
50 Fairwood Place East  
Burlington L7T 1E5  
(905) 637-2383

Program Structure:  
English 7-12,  
French Immersion 7-12



The street network was provided by the Regional Municipality of Halton and the Region assumes no responsibility or liability for its use or accuracy. It is the intention of the HDSSB to provide up-to-date and accurate information, and reasonable efforts have been made by the HDSSB to verify the information, however a degree of error or change is inherent. This information is distributed "as is" without warranty. HDSSB assumes no legal liability or responsibility for the accuracy, completeness, or usefulness of any information. If you require additional information please contact the Planning Department at 905-335-3865.

Boundaries are subject to change.





# SIP 1.1.9—Boundary Map (2016)

Burlington Central HS



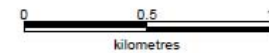
**2016 / 2017**  
School Boundary

## BURLINGTON CENTRAL HS

### SCHOOL INFORMATION:

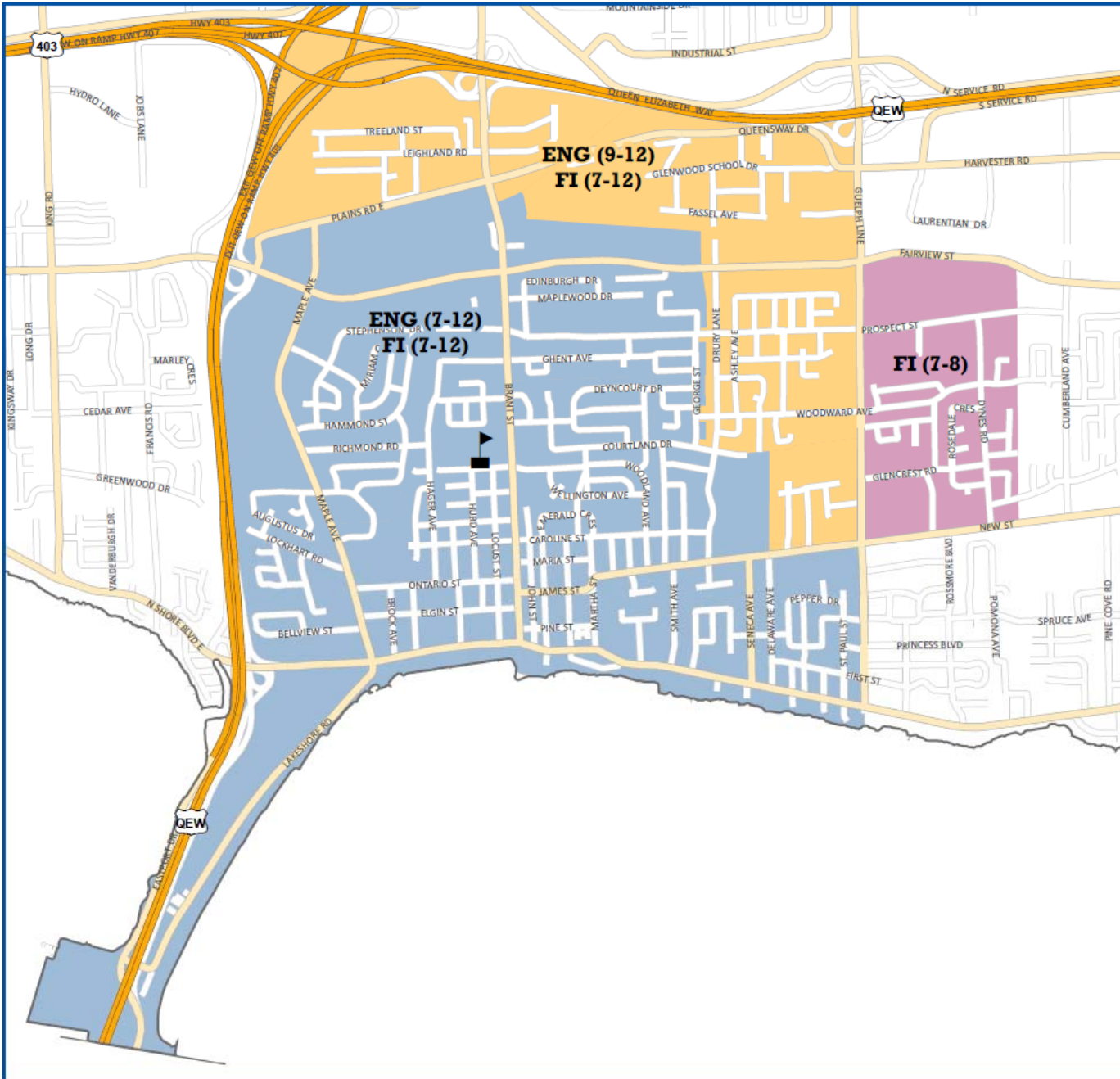
Burlington Central  
1433 Baldwin Street  
Burlington L7S 1K4  
(905) 634-7768

Program Structure:  
English 7-12,  
French Immersion 7-12



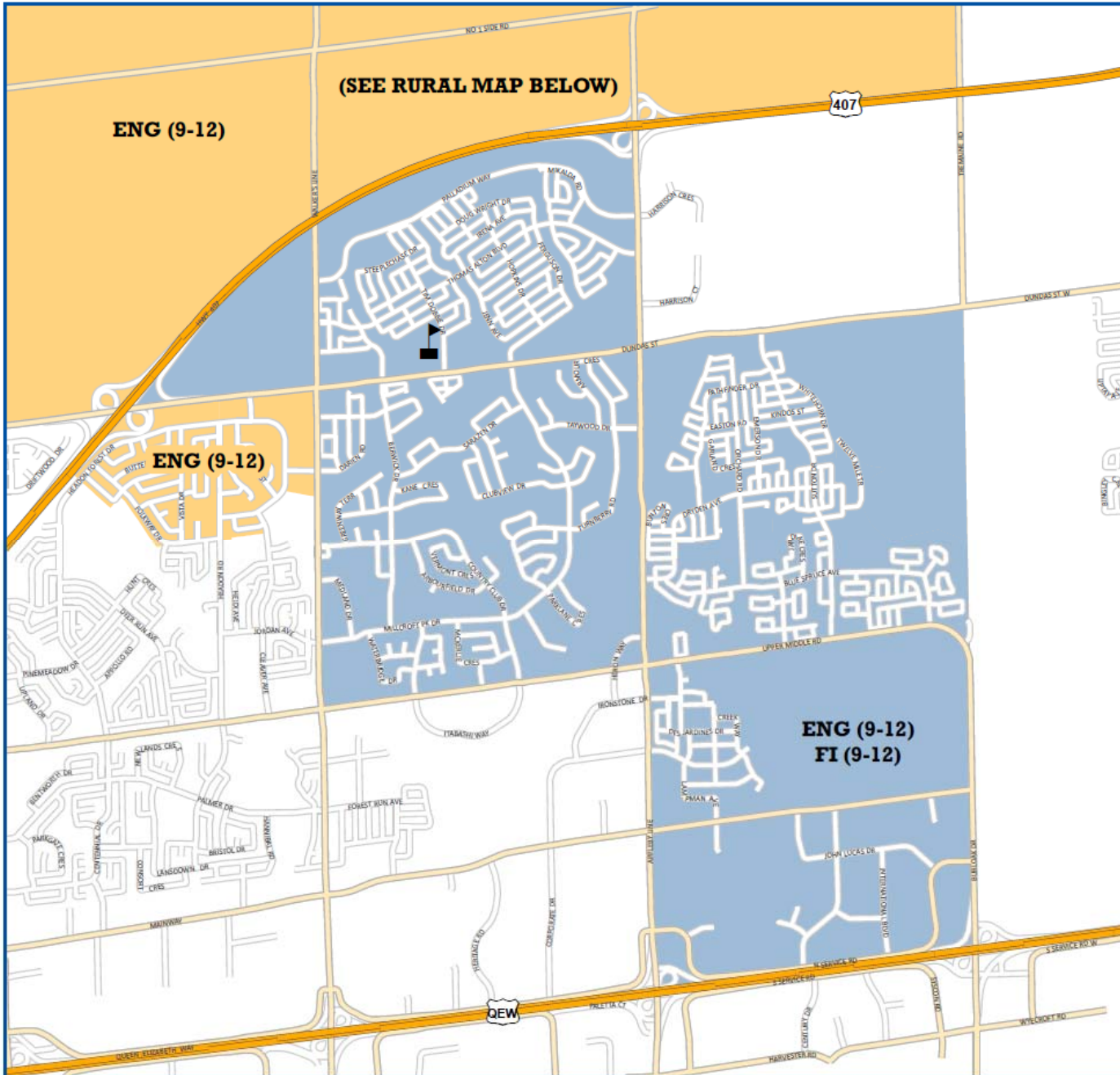
The street network was provided by the Regional Municipality of Halton and the Region assumes no responsibility or liability for its use or accuracy. It is the intention of the HDSSB to provide up-to-date and accurate information, and reasonable efforts have been made by the HDSSB to verify the information, however a degree of error or change is inherent. This information is distributed "as is" without warranty. HDSSB assumes no legal liability or responsibility for the accuracy, completeness, or usefulness of any information. If you require additional information please contact the Planning Department at 905-335-2655.

Boundaries are subject to change.



# SIP 1.1.9—Boundary Map (2016)

Dr. Frank J. Hayden SS (Urban Area)



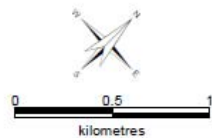
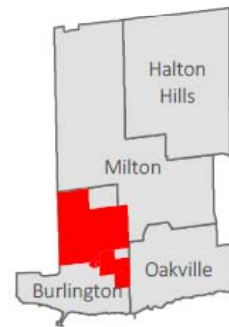
**2016 / 2017**  
School Boundary

## DR. FRANK J. HAYDEN

### SCHOOL INFORMATION:

Dr. Frank J. Hayden HS  
3040 Tim Dobbie Dr.  
Burlington L7M 0N6  
905-332-5235

Program Structure:  
English 9-12,  
French Immersion 9-12

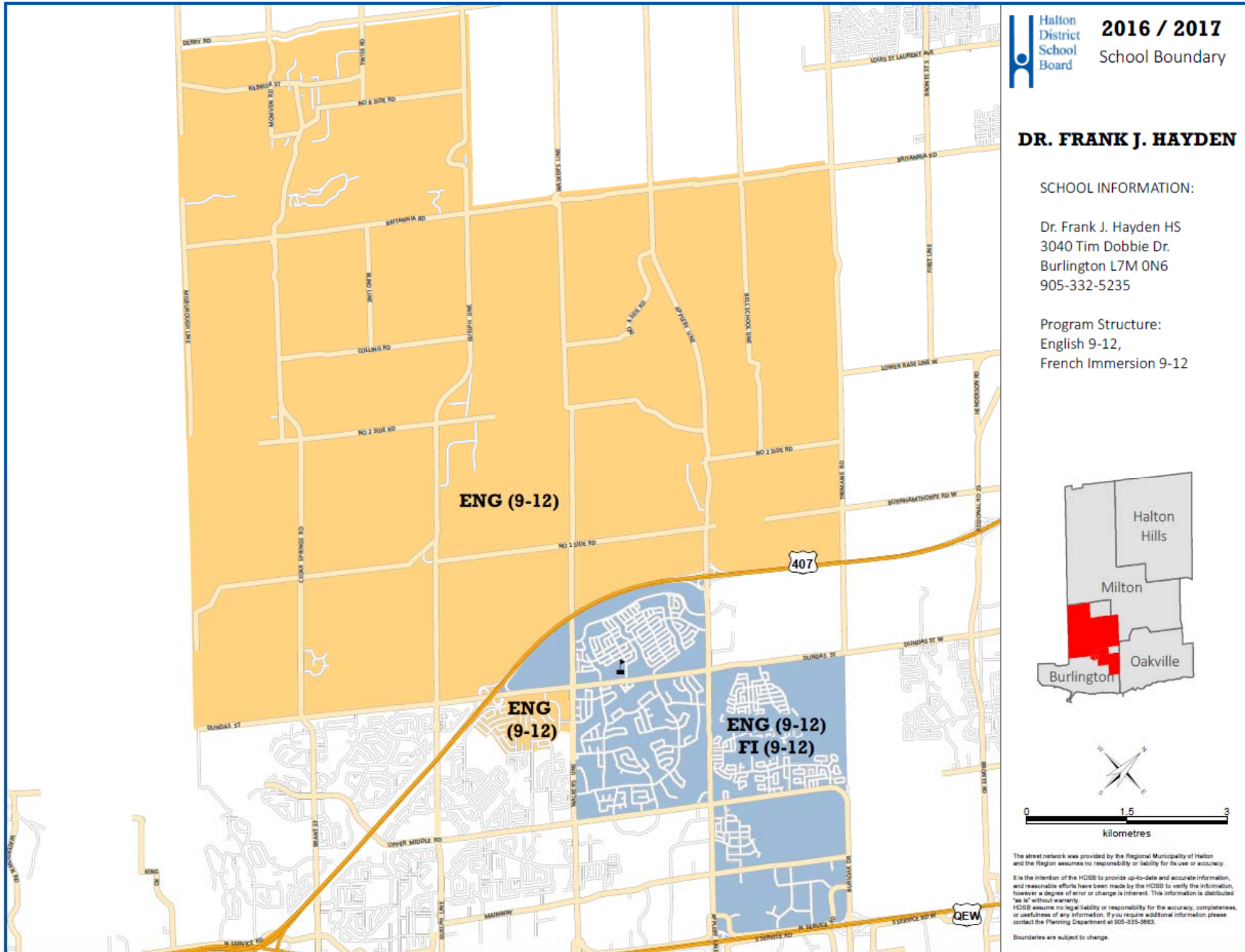


The street network was provided by the Regional Municipality of Halton and the Region assumes no responsibility or liability for its use or accuracy. It is the intention of the HDSB to provide up-to-date and accurate information, and reasonable efforts have been made by the HDSB to verify the information, however a degree of error or change is inherent. This information is distributed "as is" without warranty. HDSB assumes no legal liability or responsibility for the accuracy, completeness, or usefulness of any information. If you require additional information please contact the Planning Department at 905-335-3665.

Boundaries are subject to change.

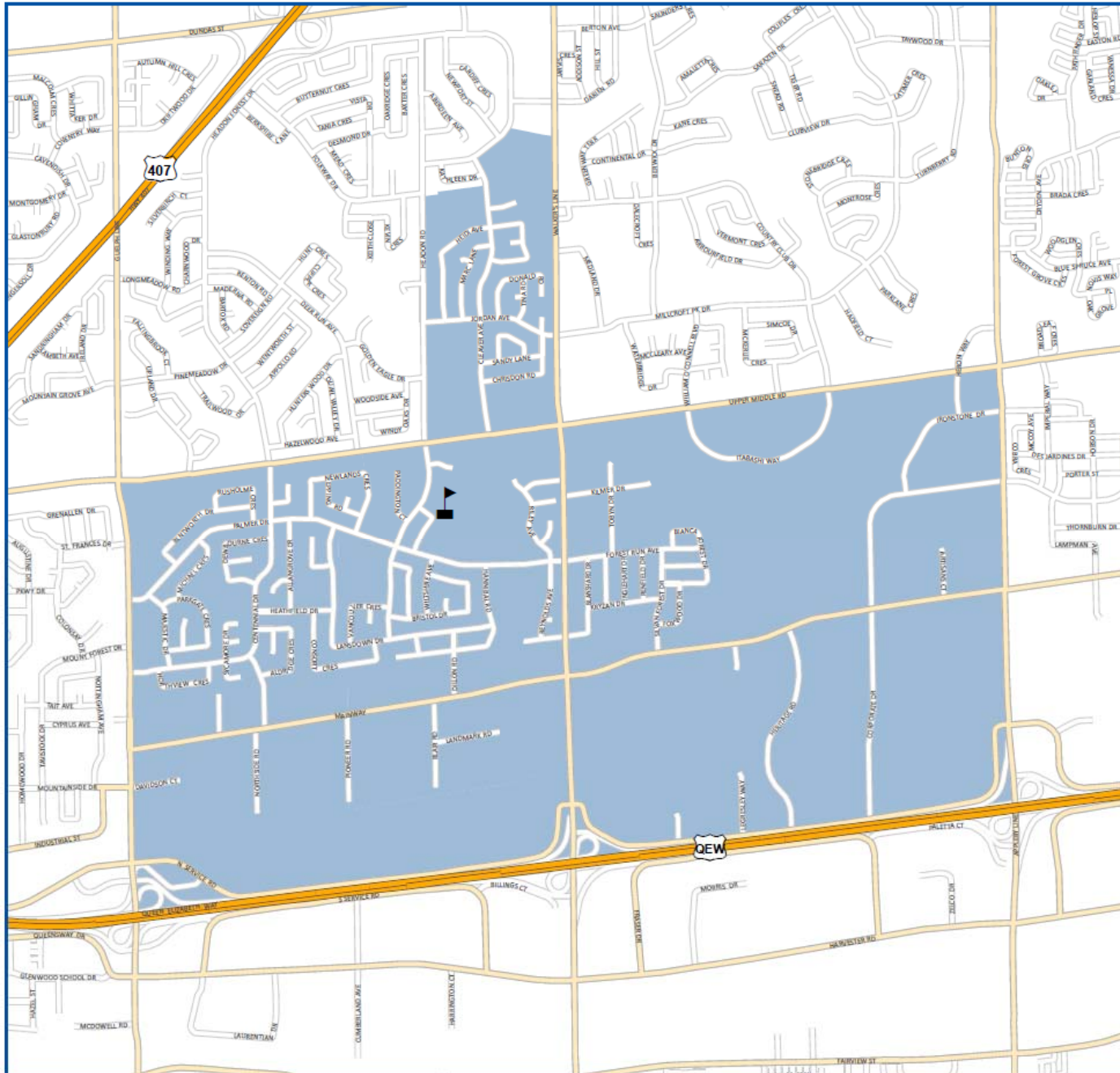
# SIP 1.1.9—Boundary Map (2016)


Dr. Frank J. Hayden SS (Rural Area)



# SIP 1.1.9—Boundary Map (2016)

Lester B. Pearson HS



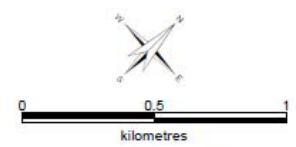

**2016 / 2017**  
 School Boundary

## LESTER B. PEARSON HS

### SCHOOL INFORMATION:

Lester B. Pearson HS  
 1433 Heaton Road  
 Burlington L7M 1V7  
 (905) 335-0961

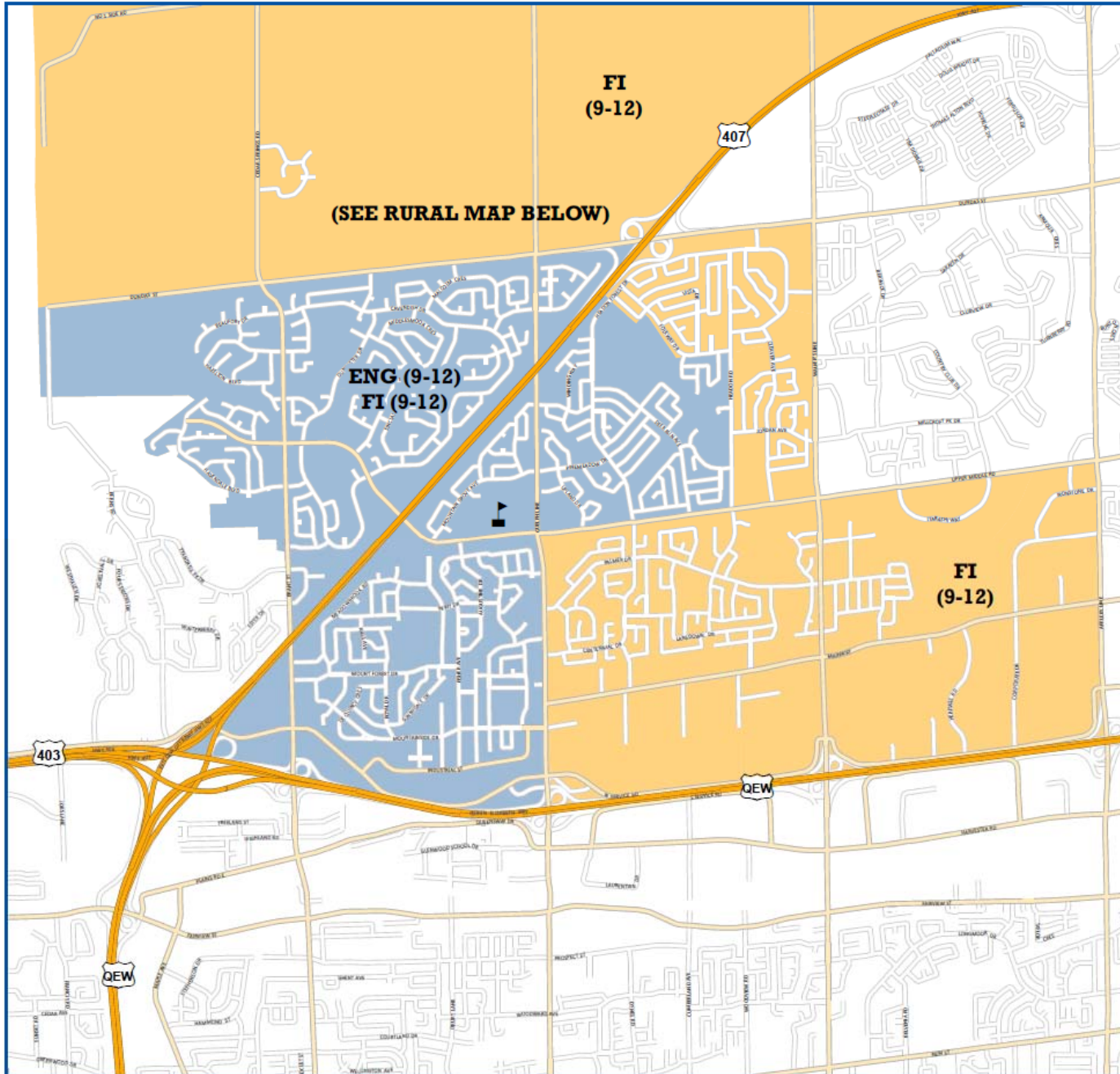
Program Structure:  
 English 9-12



The street network was provided by the Regional Municipality of Halton and the Region assumes no responsibility or liability for its use or accuracy. It is the intention of the HDGB to provide up-to-date and accurate information, and reasonable efforts have been made by the HDGB to verify the information, however a degree of error or change is inherent. This information is distributed "as is" without warranty. HDGB assumes no legal liability or responsibility for the accuracy, completeness, or usefulness of any information. If you require additional information please contact the Planning Department at 905-335-3855. Boundaries are subject to change.

# SIP 1.1.9—Boundary Map (2016)

M.M. Robinson HS (Urban Area)



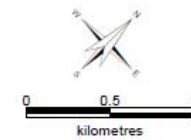
**2016 / 2017**  
School Boundary

## MM ROBINSON HS

### SCHOOL INFORMATION:

MM Robinson HS  
2425 Upper Middle Road  
Burlington L7P 3N9  
(905) 335-5588

Program Structure:  
English 9-12,  
French Immersion 9-12

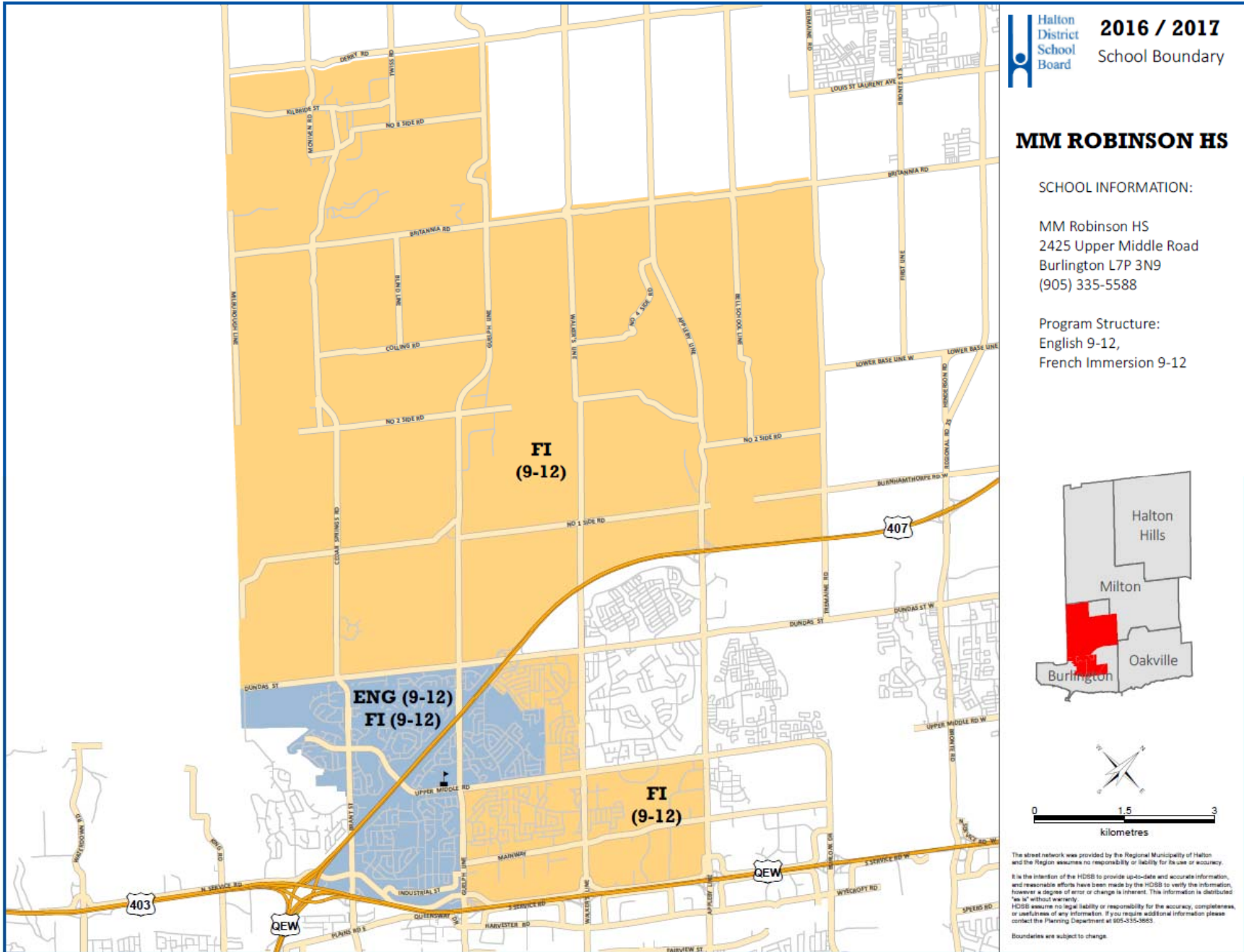


The street network was provided by the Regional Municipality of Halton and the Region assumes no responsibility or liability for its use or accuracy. It is the intention of the HDSB to provide up-to-date and accurate information, and reasonable efforts have been made by the HDSB to verify the information, however a degree of error or change is inherent. This information is distributed "as is" without warranty. HDSB assumes no legal liability or responsibility for the accuracy, completeness, or usefulness of any information. If you require additional information please contact the Planning Department at 905-335-3665.

Boundaries are subject to change.

# SIP 1.1.9—Boundary Map (2016)

M.M. Robinson HS (Rural Area)



# SIP 1.1.9—Boundary Map (2016)

Nelson HS



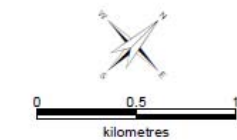
**2016 / 2017**  
School Boundary

## NELSON HS

### SCHOOL INFORMATION:

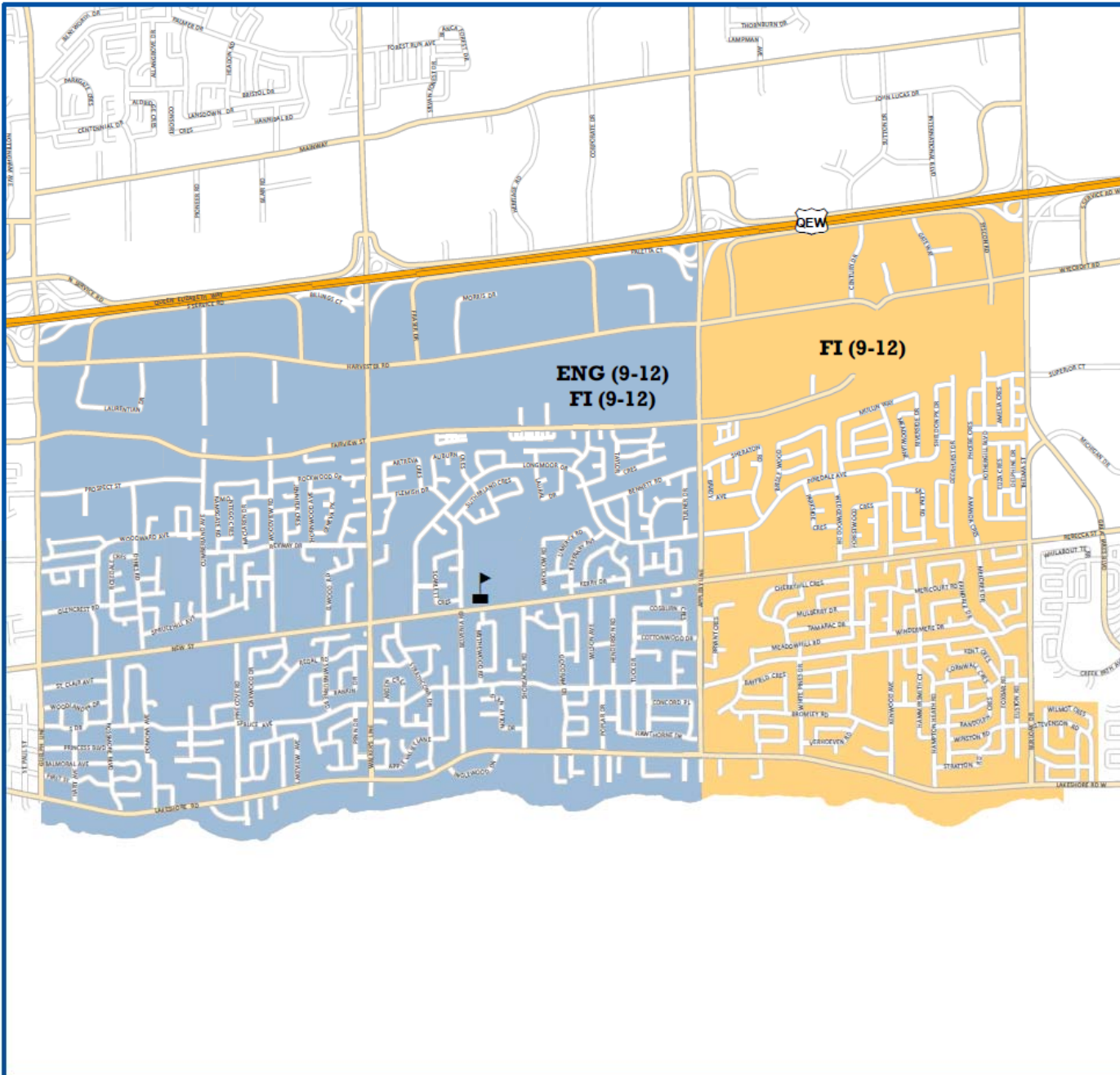
Nelson HS  
4181 New Steet  
Burlington L7L 1T3  
(905) 637-3825

Program Structure:  
English 9-12,  
French Immersion 9-12



The street network was provided by the Regional Municipality of Halton and the Region assumes no responsibility or liability for its use or accuracy. It is the intention of the HDGB to provide up-to-date and accurate information, and reasonable efforts have been made by the HDGB to verify the information, however a degree of error or change is inherent. This information is distributed "as is" without warranty. HDGB assumes no legal liability or responsibility for the accuracy, completeness, or usefulness of any information. If you require additional information please contact the Planning Department at 905-335-3863.

Boundaries are subject to change.



# SIP 1.1.9—Boundary Map (2016)

Robert Bateman HS



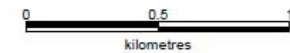
**2016 / 2017**  
School Boundary

## ROBERT BATEMAN HS

### SCHOOL INFORMATION:

Robert Bateman HS  
5151 New Steet  
Burlington L7L 1V3  
(905) 632-5151

Program Structure:  
English 9-12



The street network was provided by the Regional Municipality of Halton and the Region assumes no responsibility or liability for its use or accuracy. It is the intention of the HDGB to provide up-to-date and accurate information, and reasonable efforts have been made by the HDGB to verify the information, however a degree of error or change is inherent. This information is distributed "as is" without warranty. HDGB assumes no legal liability or responsibility for the accuracy, completeness, or usefulness of any information. If you require additional information please contact the Planning Department at 905-335-3853.

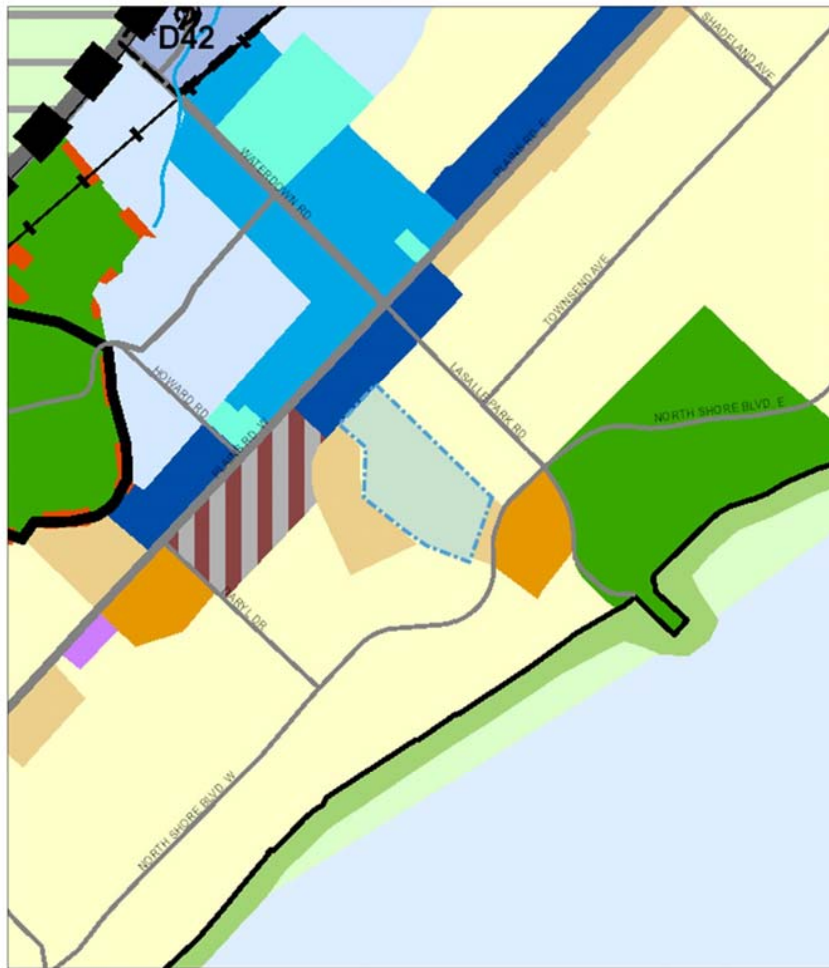
Boundaries are subject to change.





## SIP 1.2.1—Official Plan Map

Aldershot HS



1: 10,441.06 530.4 265.20 Meters

Date Monday, September 19, 2016

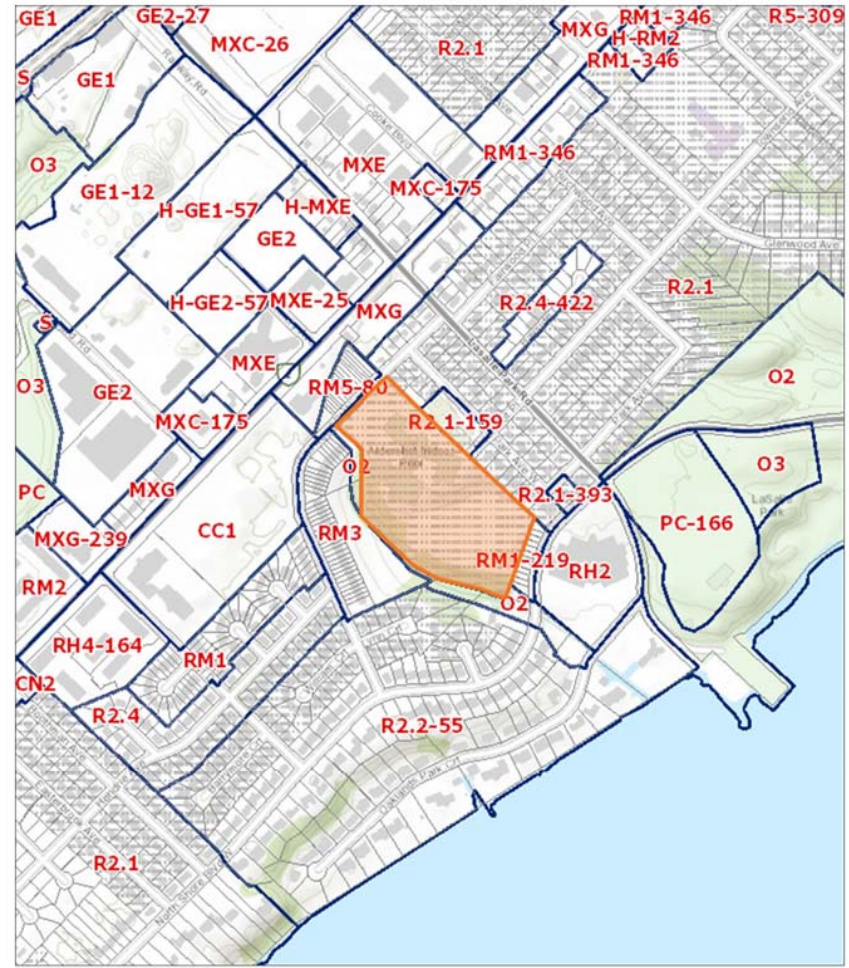
The information contained herein is compiled from other documentation and may contain errors, omission or inaccuracies. The City of Burlington, its officers, employees and agents are not responsible for, and the users by accepting this document hereby waive as against the said City, its officers, employees, agents, any claim for damages arising from or in any way related to any errors, omissions, misrepresentation or inaccuracies contained in this document whether due to negligence or otherwise. Any user is advised to verify all information and assume all risk in relying on the information contained hereon.



Maps were acquired through City of Burlington on date stated above.  
 School site is indicated by blue dashed boundary and blue fill.  
 A legend is available in pg. 23.

## SIP 1.2.3—Zoning Map

Aldershot HS



1: 10,881.94 552.8 276.40 Meters

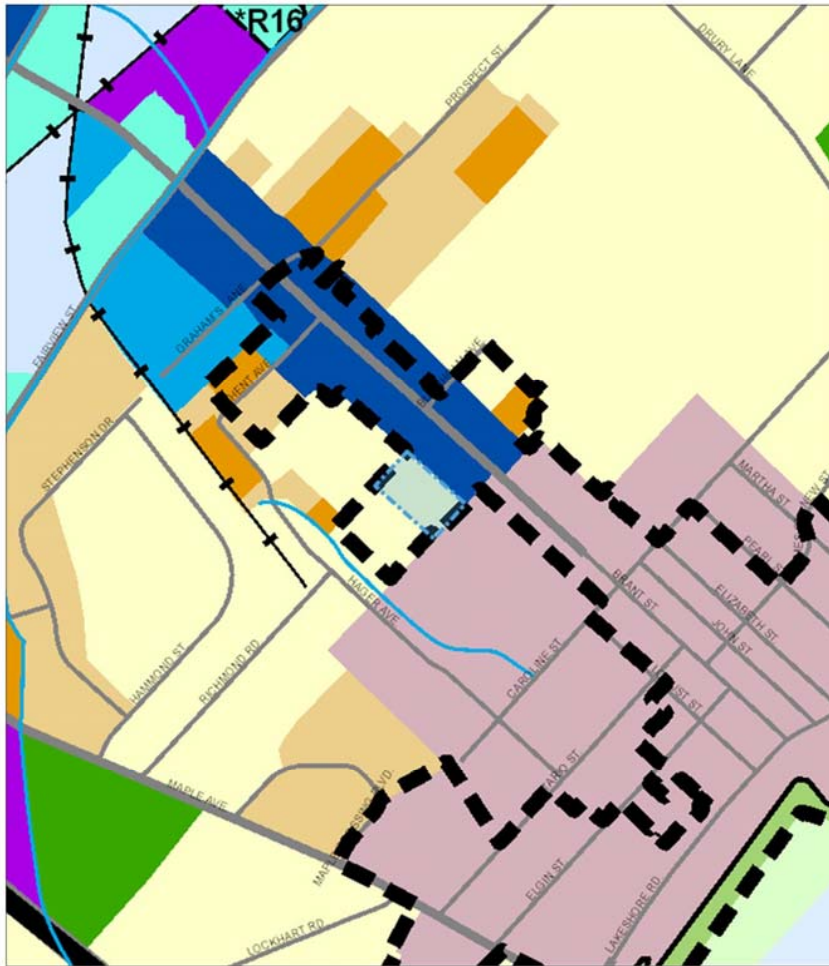
Date Monday, June 13, 2016

The information contained herein is compiled from other documentation and may contain errors, omission or inaccuracies. The City of Burlington, its officers, employees and agents are not responsible for, and the users by accepting this document hereby waive as against the said City, its officers, employees, agents, any claim for damages arising from or in any way related to any errors, omissions, misrepresentation or inaccuracies contained in this document whether due to negligence or otherwise. Any user is advised to verify all information and assume all risk in relying on the information contained hereon.



Maps were acquired through City of Burlington on date stated above.  
 School site is indicated by orange boundary and orange fill.  
 A legend is available in pg. 23.

**SIP 1.2.1—Official Plan Map**  
Burlington Central HS



1 : 10,441.06      530.4      265.20      Meters

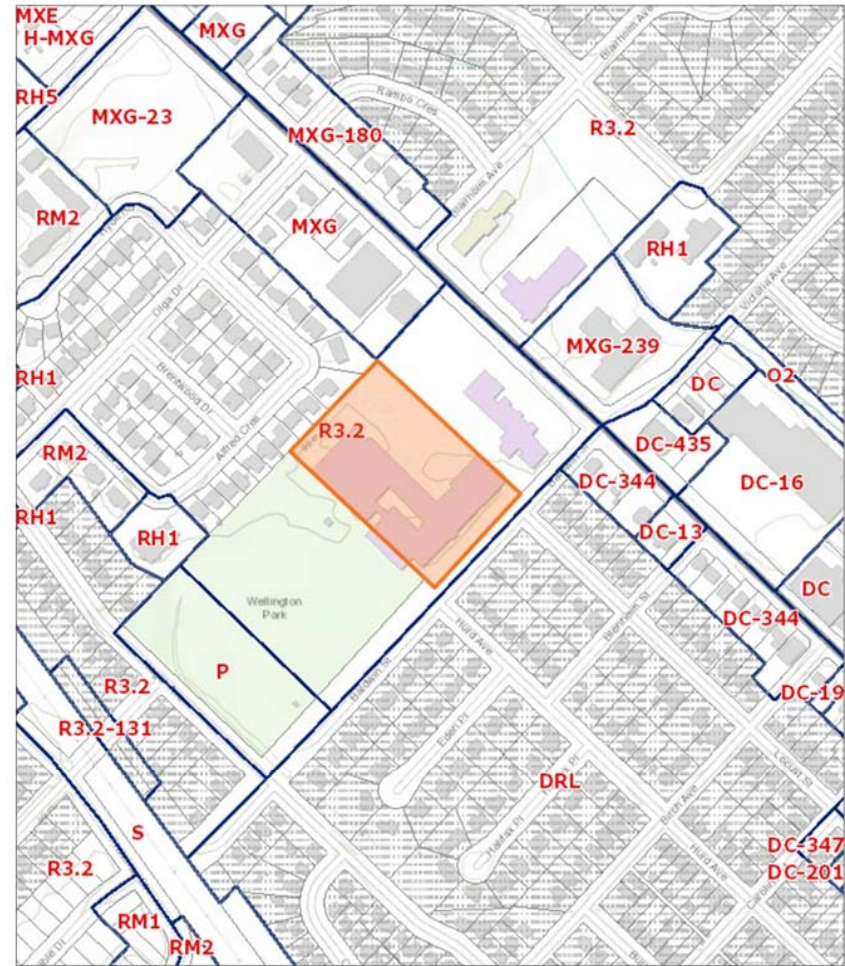
Date      Monday, September 19, 2016

The information contained herein is compiled from other documentation and may contain errors, omission or inaccuracies. The City of Burlington, its officers, employees and agents are not responsible for, and the users by accepting this document hereby waive as against the said City, its officers, employees, agents, any claim for damages arising from or in any way related to any errors, omissions, misrepresentation or inaccuracies contained in this document whether due to negligence or otherwise. Any user is advised to verify all information and assume all risk in relying on the information contained herein.



Maps were acquired through City of Burlington on date stated above.  
School site is indicated by blue dashed boundary and blue fill.  
A legend is available in pg. 23.

**SIP 1.2.3—Zoning Map**  
Burlington Central HS



1 : 5,440.97      276.4      138.20      Meters

Date      Monday, June 13, 2016

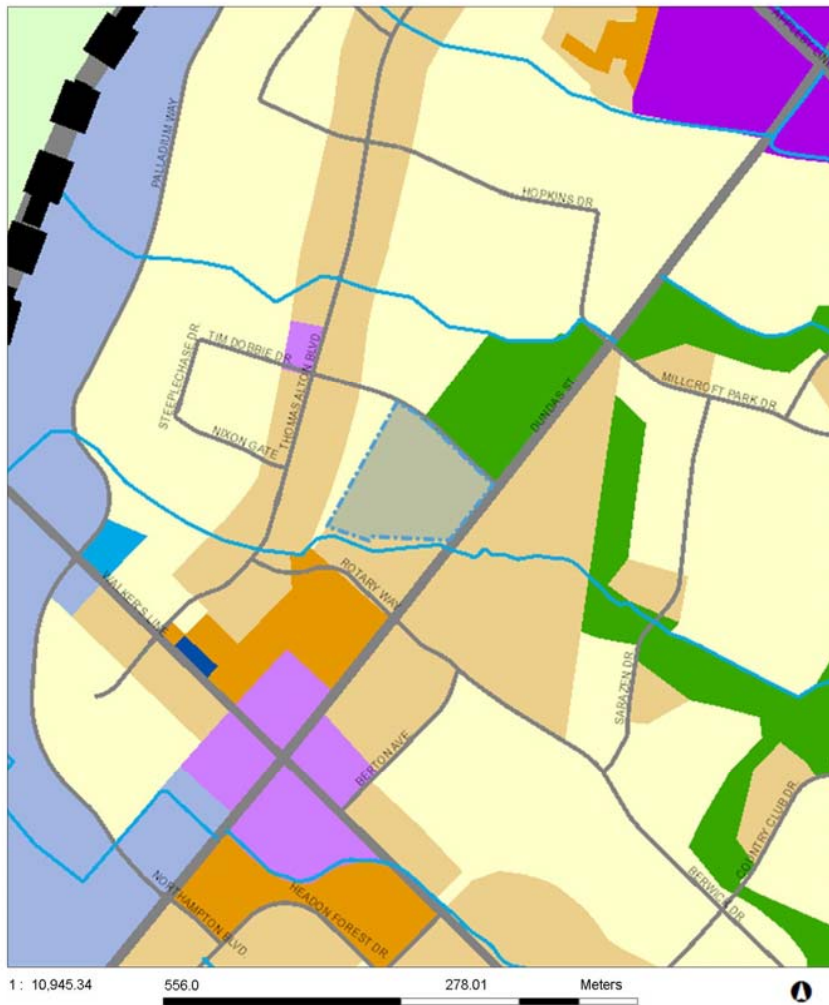
The information contained herein is compiled from other documentation and may contain errors, omission or inaccuracies. The City of Burlington, its officers, employees and agents are not responsible for, and the users by accepting this document hereby waive as against the said City, its officers, employees, agents, any claim for damages arising from or in any way related to any errors, omissions, misrepresentation or inaccuracies contained in this document whether due to negligence or otherwise. Any user is advised to verify all information and assume all risk in relying on the information contained herein.



Maps were acquired through City of Burlington on date stated above.  
School site is indicated by orange boundary and orange fill.  
A legend is available in pg. 23.

## SIP 1.2.1—Official Plan Map

Dr. Frank J. Hayden SS



Date Monday, September 19, 2016

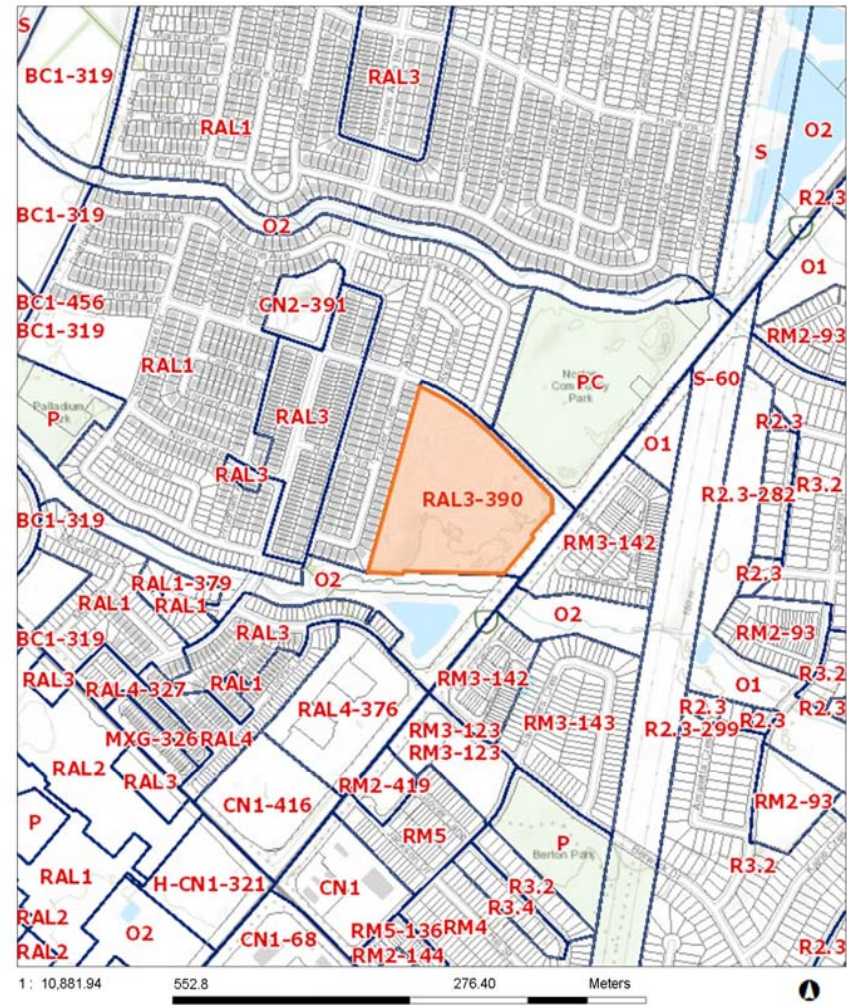
The information contained herein is compiled from other documentation and may contain errors, omission or inaccuracies. The City of Burlington, its officers, employees and agents are not responsible for, and the users by accepting this document hereby waive as against the said City, its officers, employees, agents, any claim for damages arising from or in any way related to any errors, omissions, misrepresentation or inaccuracies contained in this document whether due to negligence or otherwise. Any user is advised to verify all information and assume all risk in relying on the information contained herein.



Maps were acquired through City of Burlington on date stated above.  
 School site is indicated by blue dashed boundary and blue fill.  
 A legend is available in pg. 23.

## SIP 1.2.3—Zoning Map

Dr. Frank J. Hayden SS



Date Wednesday, June 15, 2016

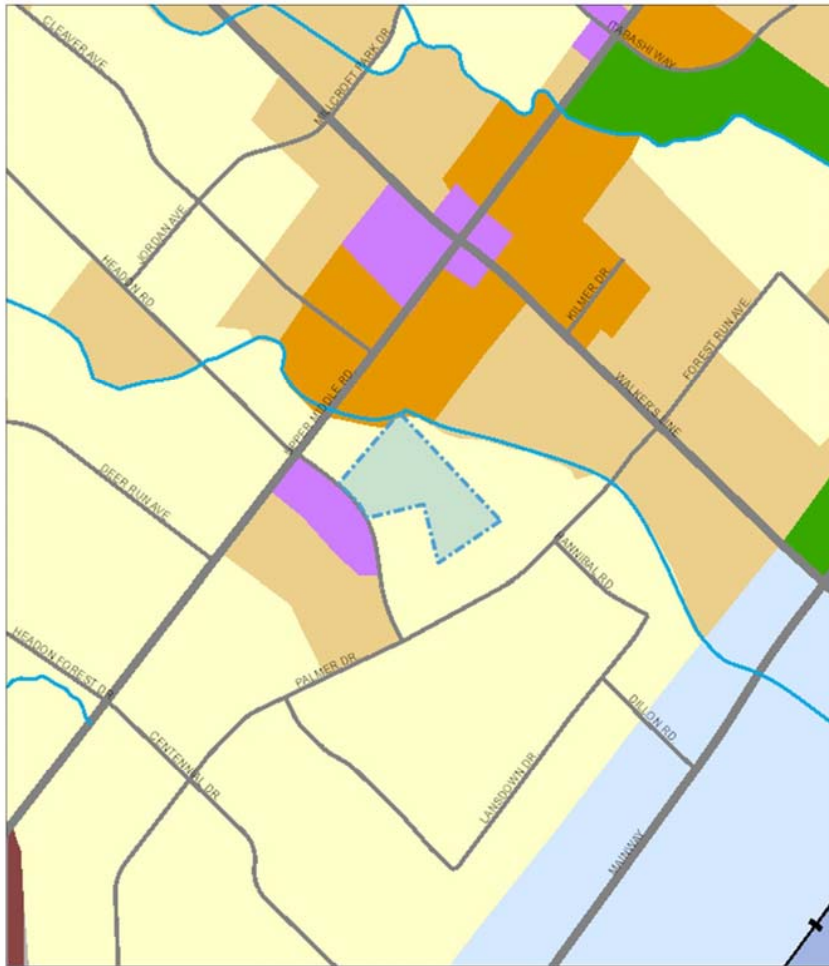
The information contained herein is compiled from other documentation and may contain errors, omission or inaccuracies. The City of Burlington, its officers, employees and agents are not responsible for, and the users by accepting this document hereby waive as against the said City, its officers, employees, agents, any claim for damages arising from or in any way related to any errors, omissions, misrepresentation or inaccuracies contained in this document whether due to negligence or otherwise. Any user is advised to verify all information and assume all risk in relying on the information contained herein.



Maps were acquired through City of Burlington on date stated above.  
 School site is indicated by orange boundary and orange fill.  
 A legend is available in pg. 23.

## SIP 1.2.1—Official Plan Map

Lester B. Pearson HS



1 : 10,945.34 556.0 278.01 Meters

Date Monday, September 19, 2016

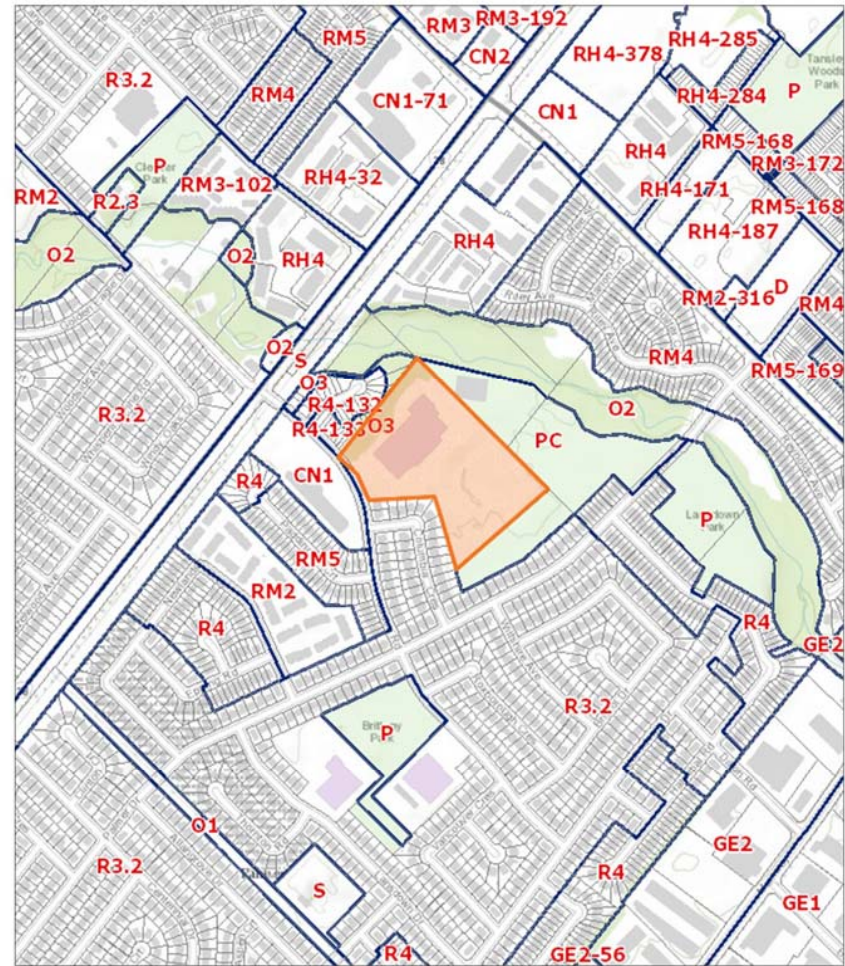
The information contained herein is compiled from other documentation and may contain errors, omission or inaccuracies. The City of Burlington, its officers, employees and agents are not responsible for, and the users by accepting this document hereby waive as against the said City, its officers, employees, agents, any claim for damages arising from or in any way related to any errors, omissions, misrepresentation or inaccuracies contained in this document whether due to negligence or otherwise. Any user is advised to verify all information and assume all risk in relying on the information contained herein.



Maps were acquired through City of Burlington on date stated above.  
 School site is indicated by blue dashed boundary and blue fill.  
 A legend is available in pg. 23.

## SIP 1.2.3—Zoning Map

Lester B. Pearson HS



1 : 10,881.94 552.8 276.40 Meters

Date Monday, June 13, 2016

The information contained herein is compiled from other documentation and may contain errors, omission or inaccuracies. The City of Burlington, its officers, employees and agents are not responsible for, and the users by accepting this document hereby waive as against the said City, its officers, employees, agents, any claim for damages arising from or in any way related to any errors, omissions, misrepresentation or inaccuracies contained in this document whether due to negligence or otherwise. Any user is advised to verify all information and assume all risk in relying on the information contained herein.



Maps were acquired through City of Burlington on date stated above.  
 School site is indicated by orange boundary and orange fill.  
 A legend is available in pg. 23.

## SIP 1.2.1—Official Plan Map

M.M. Robinson HS



1: 10,496.01 533.2 266.60 Meters

Date Monday, September 26, 2016

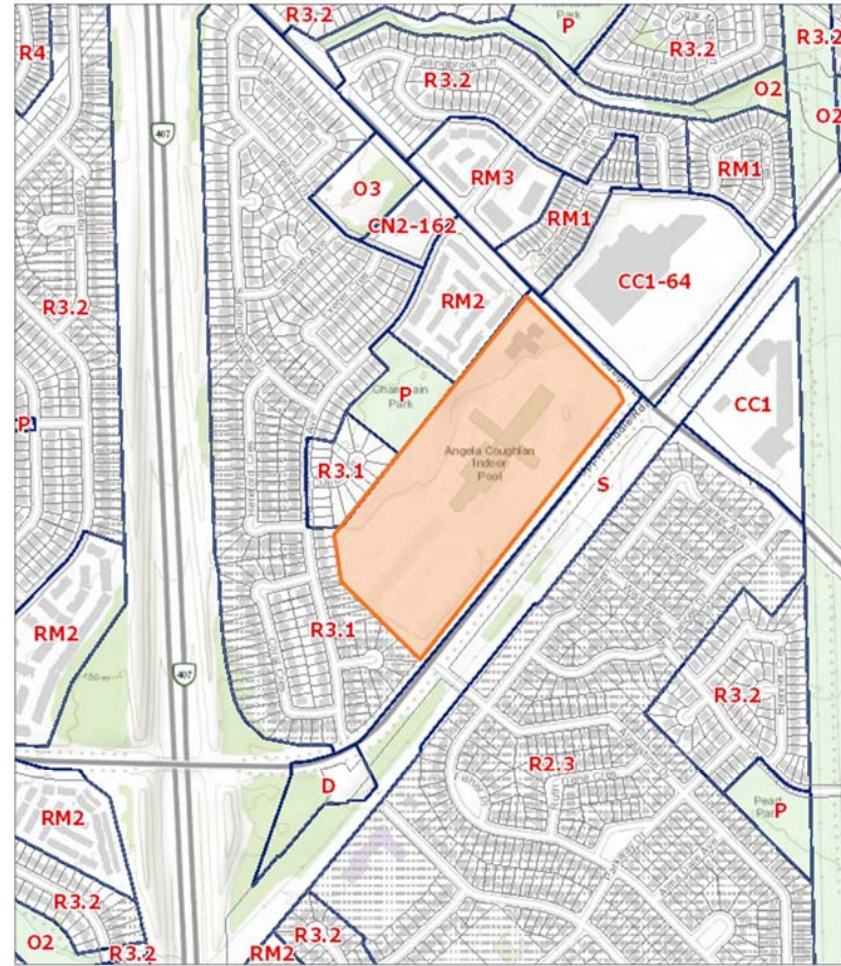
The information contained herein is compiled from other documentation and may contain errors, omission or inaccuracies. The City of Burlington, its officers, employees and agents are not responsible for, and the users by accepting this document hereby waive as against the said City, its officers, employees, agents, any claim for damages arising from or in any way related to any errors, omissions, misrepresentation or inaccuracies contained in this document whether due to negligence or otherwise. Any user is advised to verify all information and assume all risk in relying on the information contained herein.



Maps were acquired through City of Burlington on date stated above.  
 School site is indicated by blue dashed boundary and blue fill.  
 A legend is available in pg. 23.

## SIP 1.2.3—Zoning Map

M.M. Robinson HS



1: 10,881.94 552.8 276.40 Meters

Date Monday, June 13, 2016

The information contained herein is compiled from other documentation and may contain errors, omission or inaccuracies. The City of Burlington, its officers, employees and agents are not responsible for, and the users by accepting this document hereby waive as against the said City, its officers, employees, agents, any claim for damages arising from or in any way related to any errors, omissions, misrepresentation or inaccuracies contained in this document whether due to negligence or otherwise. Any user is advised to verify all information and assume all risk in relying on the information contained herein.



Maps were acquired through City of Burlington on date stated above.  
 School site is indicated by orange boundary and orange fill.  
 A legend is available in pg. 23.

## SIP 1.2.1—Official Plan Map

Nelson HS



1: 10,496.01 533.2 266.60 Meters

Date Tuesday, September 20, 2016

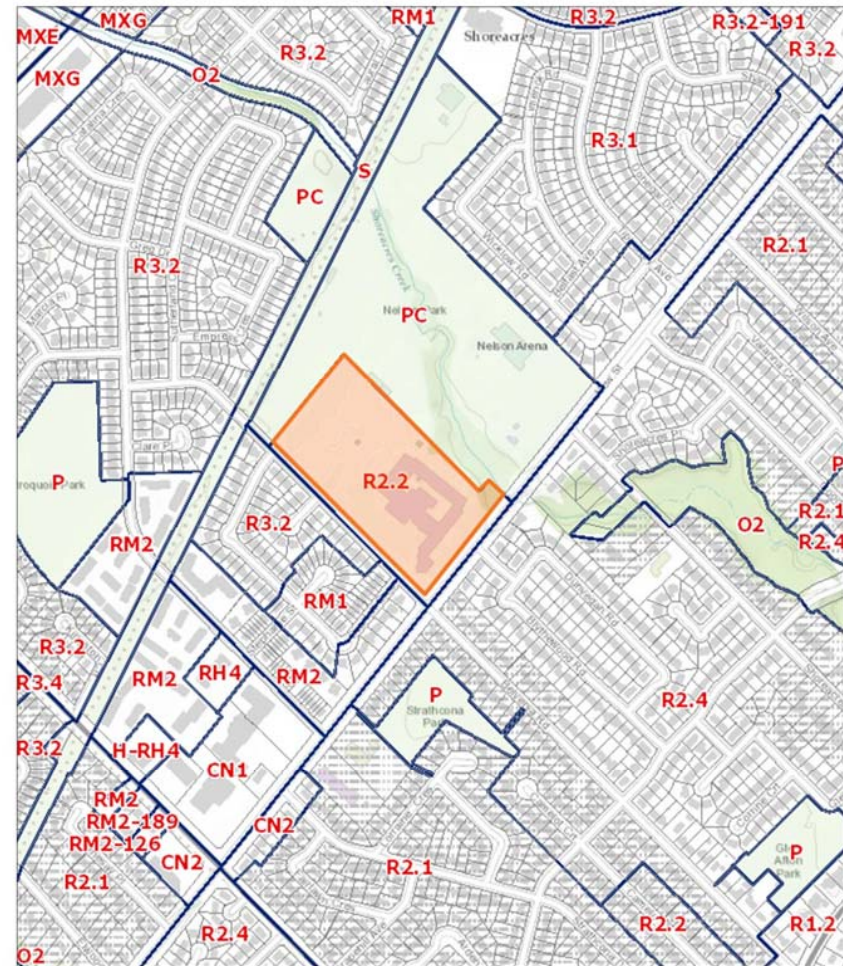
The information contained herein is compiled from other documentation and may contain errors, omission or inaccuracies. The City of Burlington, its officers, employees and agents are not responsible for, and the users by accepting this document hereby waive as against the said City, its officers, employees, agents, any claim for damages arising from or in any way related to any errors, omissions, misrepresentation or inaccuracies contained in this document whether due to negligence or otherwise. Any user is advised to verify all information and assume all risk in relying on the information contained herein.



Maps were acquired through City of Burlington on date stated above.  
 School site is indicated by blue dashed boundary and blue fill.  
 A legend is available in pg. 23.

## SIP 1.2.3—Zoning Map

Nelson HS



1: 10,881.94 552.8 276.40 Meters

Date Wednesday, June 15, 2016

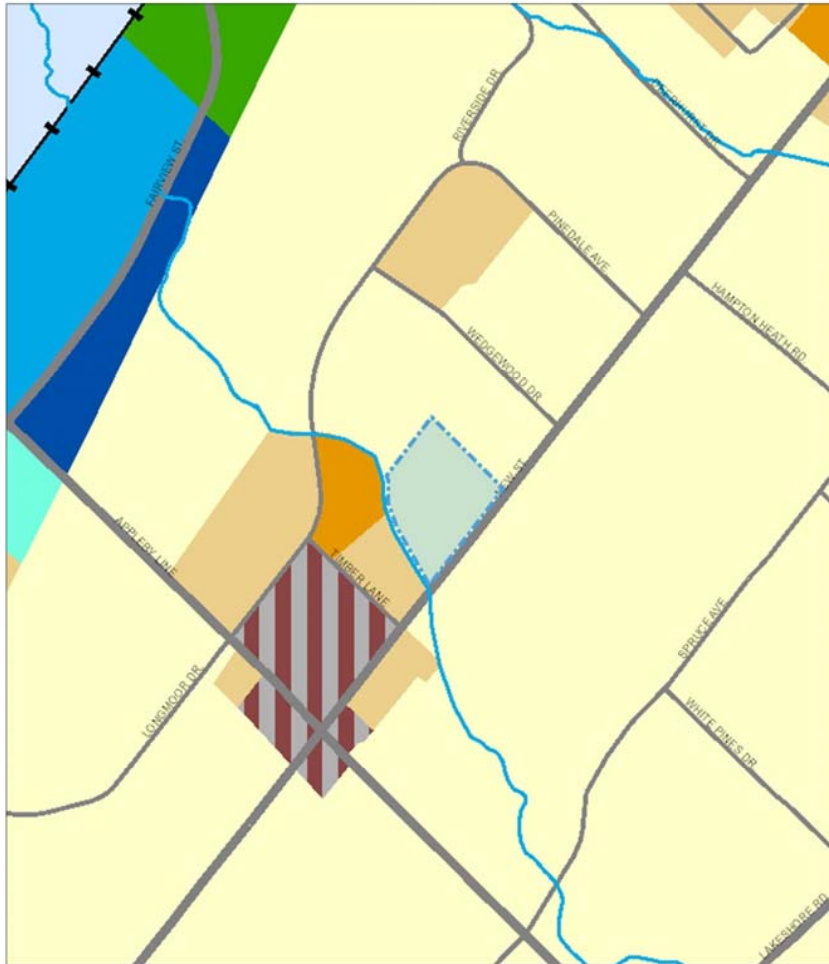
The information contained herein is compiled from other documentation and may contain errors, omission or inaccuracies. The City of Burlington, its officers, employees and agents are not responsible for, and the users by accepting this document hereby waive as against the said City, its officers, employees, agents, any claim for damages arising from or in any way related to any errors, omissions, misrepresentation or inaccuracies contained in this document whether due to negligence or otherwise. Any user is advised to verify all information and assume all risk in relying on the information contained herein.



Maps were acquired through City of Burlington on date stated above.  
 School site is indicated by orange boundary and orange fill.  
 A legend is available in pg. 23.

## SIP 1.2.1—Official Plan Map

Robert Bateman HS



1 : 10,496.01      533.2      266.60      Meters

Date      Tuesday, September 20, 2016

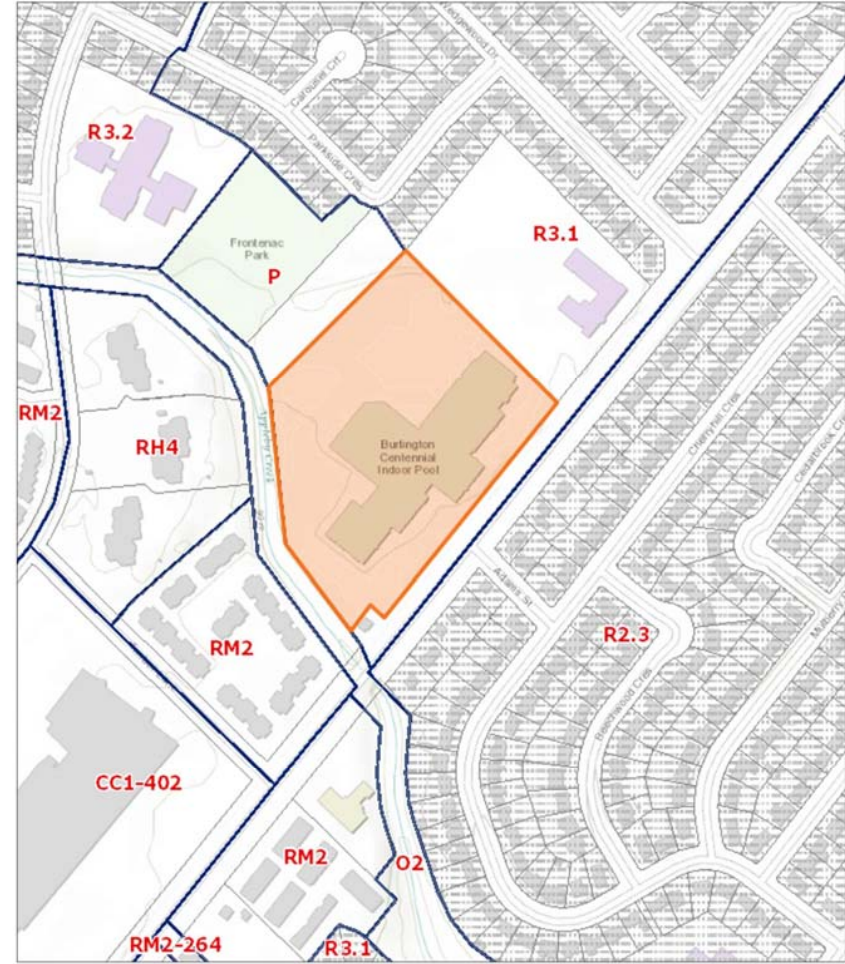
The information contained herein is compiled from other documentation and may contain errors, omission or inaccuracies. The City of Burlington, its officers, employees and agents are not responsible for, and the users by accepting this document hereby waive as against the said City, its officers, employees, agents, any claim for damages arising from or in any way related to any errors, omissions, misrepresentation or inaccuracies contained in this document whether due to negligence or otherwise. Any user is advised to verify all information and assume all risk in relying on the information contained herein.



Maps were acquired through City of Burlington on date stated above.  
 School site is indicated by blue dashed boundary and blue fill.  
 A legend is available in pg. 23.

## SIP 1.2.3—Zoning Map

Robert Bateman HS



1 : 5,440.97      276.4      138.20      Meters

Date      Wednesday, June 15, 2016























The information contained herein is compiled from other documentation and may contain errors, omission or inaccuracies. The City of Burlington, its officers, employees and agents are not responsible for, and the users by accepting this document hereby waive as against the said City, its officers, employees, agents, any claim for damages arising from or in any way related to any errors, omissions, misrepresentation or inaccuracies contained in this document whether due to negligence or otherwise. Any user is advised to verify all information and assume all risk in relying on the information contained herein.



Maps were acquired through City of Burlington on date stated above.  
 School site is indicated by orange boundary and orange fill.  
 A legend is available in pg. 23.

## SIP 1.2.1—Official Plan Map

### Legend

Legend	
	Residential - Low Density
	Residential - Medium Density
	Residential - High Density
	General Employment
	Business Corridor
	Regional Commercial
	Community Commercial
	Employment Commercial
	Neighbourhood Commercial
	Mixed Use Centre
	Mixed Use Corridor - General
	Mixed Use Corridor - Commercial Corridor
	Mixed Use Corridor - Employment
	Greenlands
	Major Parks and Open Space
	Environmentally Sensitive Area (Note: Boundaries based on Map 1 of the Region of Halton Official Plan (2006))
	Parkway Belt Plan Area (Note: All lands within Parkway Belt West Plan Area Subject to Deferral *9)
	Land Use Designation to be Determined
	Urban Planning Area Boundary
	Watercourses - Conceptual only, refer to Part III, Section 6.4.2 d
	Former Waste Disposal Site
	Downtown Urban Growth Centre Boundary

## SIP 1.2.3—Zoning Map

### Legend

Zoning Bylaw	
	Property Outlines
	Zoning Bylaw
	Designated area for lot coverage



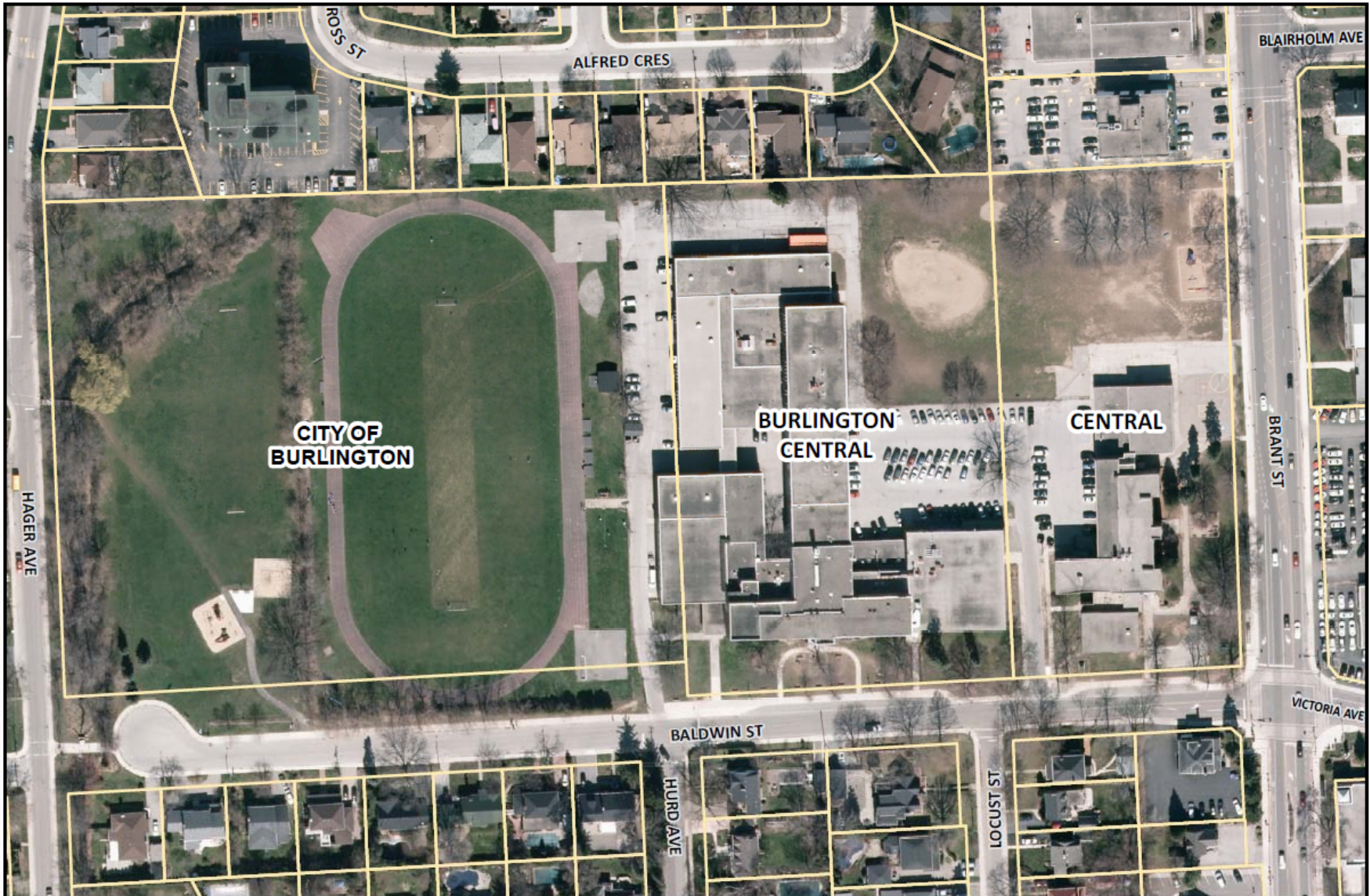
# SIP 1.3.2—Aerial Photo (2013 Imagery)

Aldershot HS



# SIP 1.3.2—Aerial Photo (2013 Imagery)

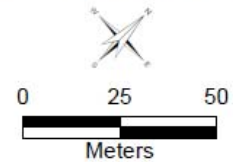
Burlington Central HS



Halton District School Board  
Planning Department



## Burlington Central Aerial Photo



It is the intention of the HDSB to provide up-to-date and accurate information, and reasonable efforts have been made by the HDSB to verify the information, however a degree of error or change is inherent. This information is distributed as is without warranty. HDSB assumes no legal liability or responsibility for the accuracy, completeness, or usefulness of any information. If you need additional information please contact the Planning Department at 905-335-3663.

THIS IS NOT A PLAN OF SURVEY.

2013 Air Photography

Oct. 2016

# SIP 1.3.2—Aerial Photo (2013 Imagery)

Dr. Frank J. Hayden SS



Dr. Frank J. Hayden HS Aerial Photo


# SIP 1.3.2—Aerial Photo (2013 Imagery)

Lester B. Pearson HS



# SIP 1.3.2—Aerial Photo (2013 Imagery)

M.M. Robinson HS



Halton District School Board  
Planning Department



## M.M. Robinson HS Aerial Photo

It is the intention of the HDSB to provide up-to-date and accurate information, and reasonable efforts have been made by the HDSB to verify the information, however a degree of error or change is inherent. This information is distributed as is without warranty. HDSB assume no legal liability or responsibility for the accuracy, completeness, or usefulness of any information. If you require additional information please contact the Planning Department at 905-335-3663.

THIS IS NOT A PLAN OF SURVEY.

2013 Air Photography

Aug. 2014

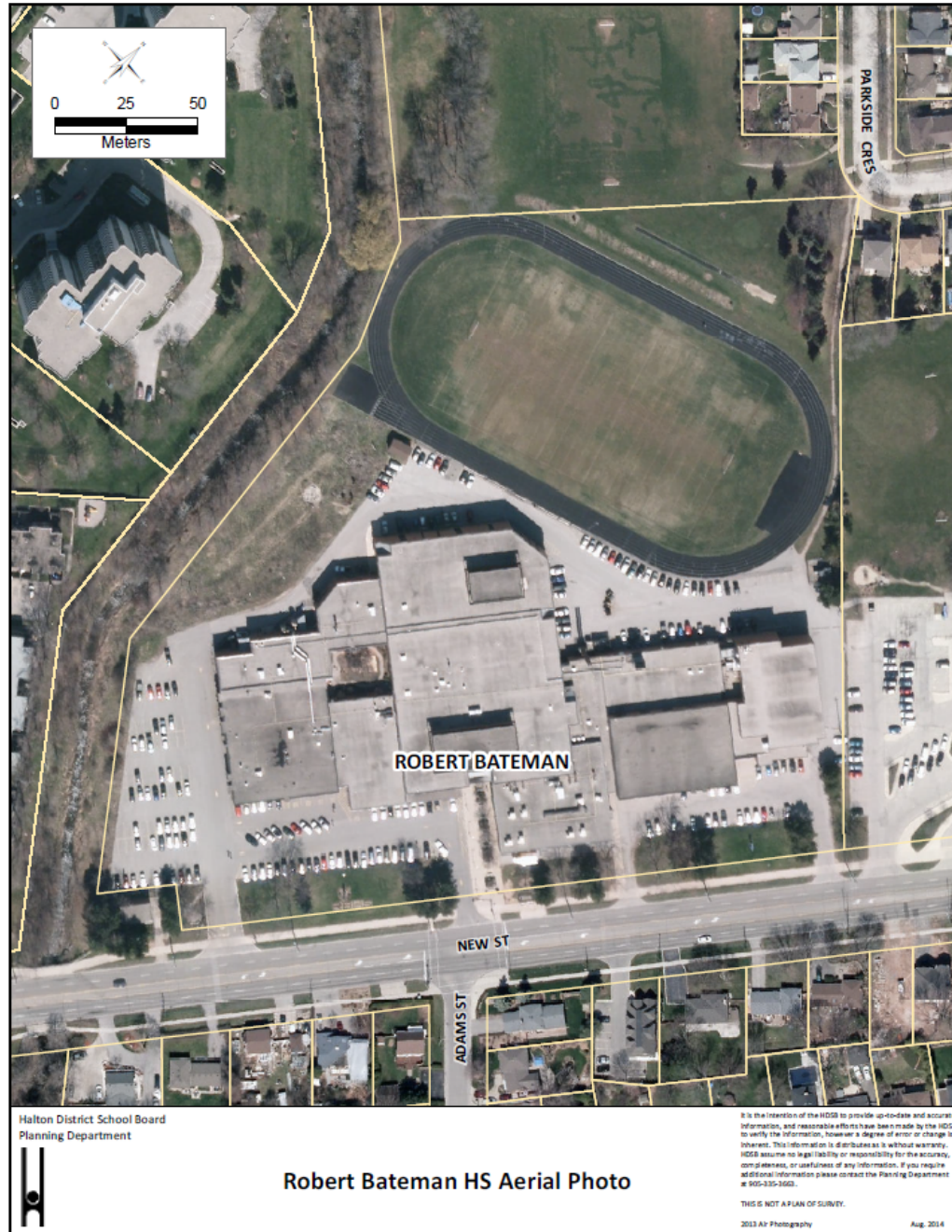
# SIP 1.3.2—Aerial Photo (2013 Imagery)

Nelson HS



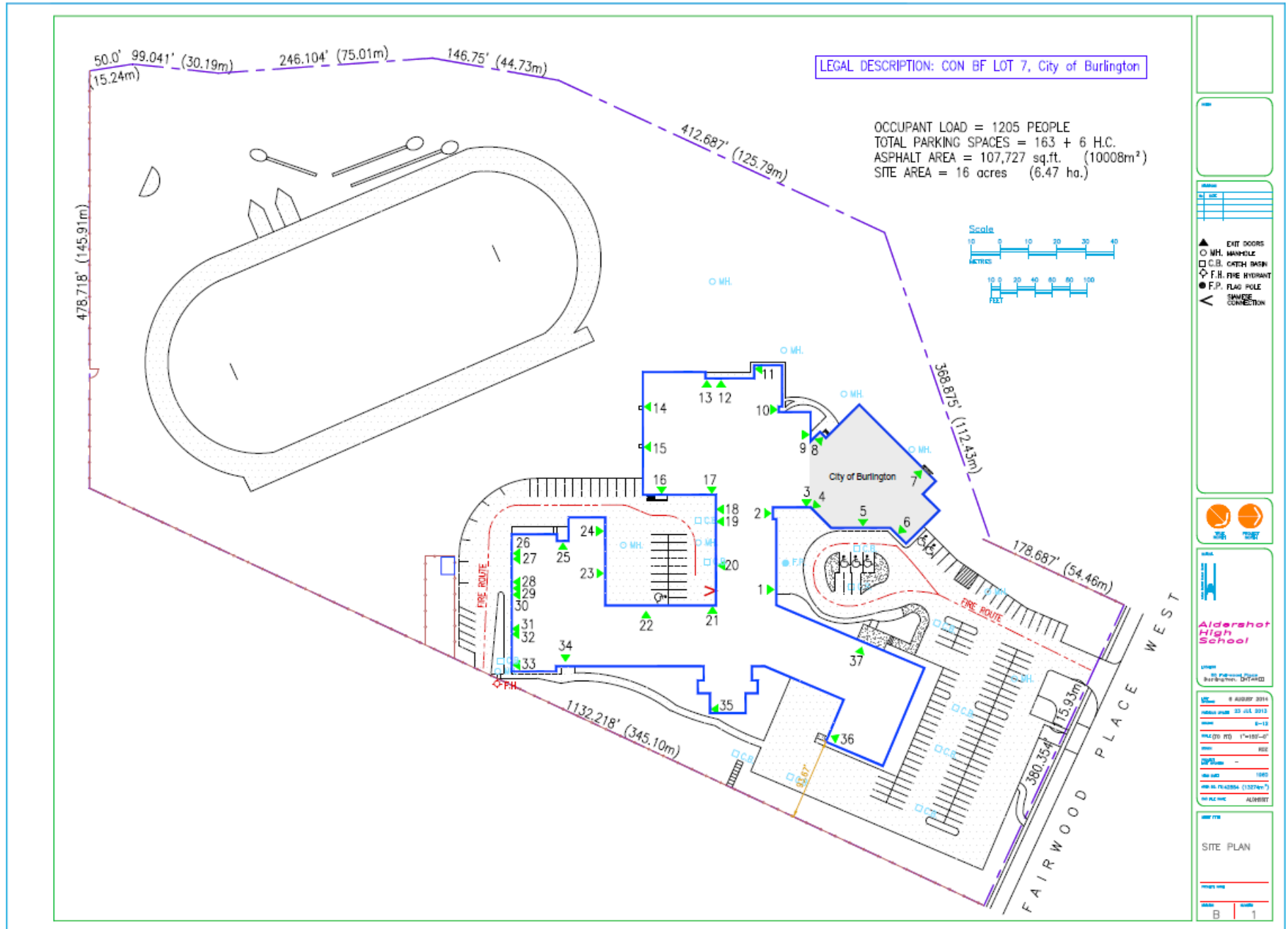
# SIP 1.3.2—Aerial Photo (2013 Imagery)

Robert Bateman HS



# SIP 1.3.3—Site Plan

Aldershot HS



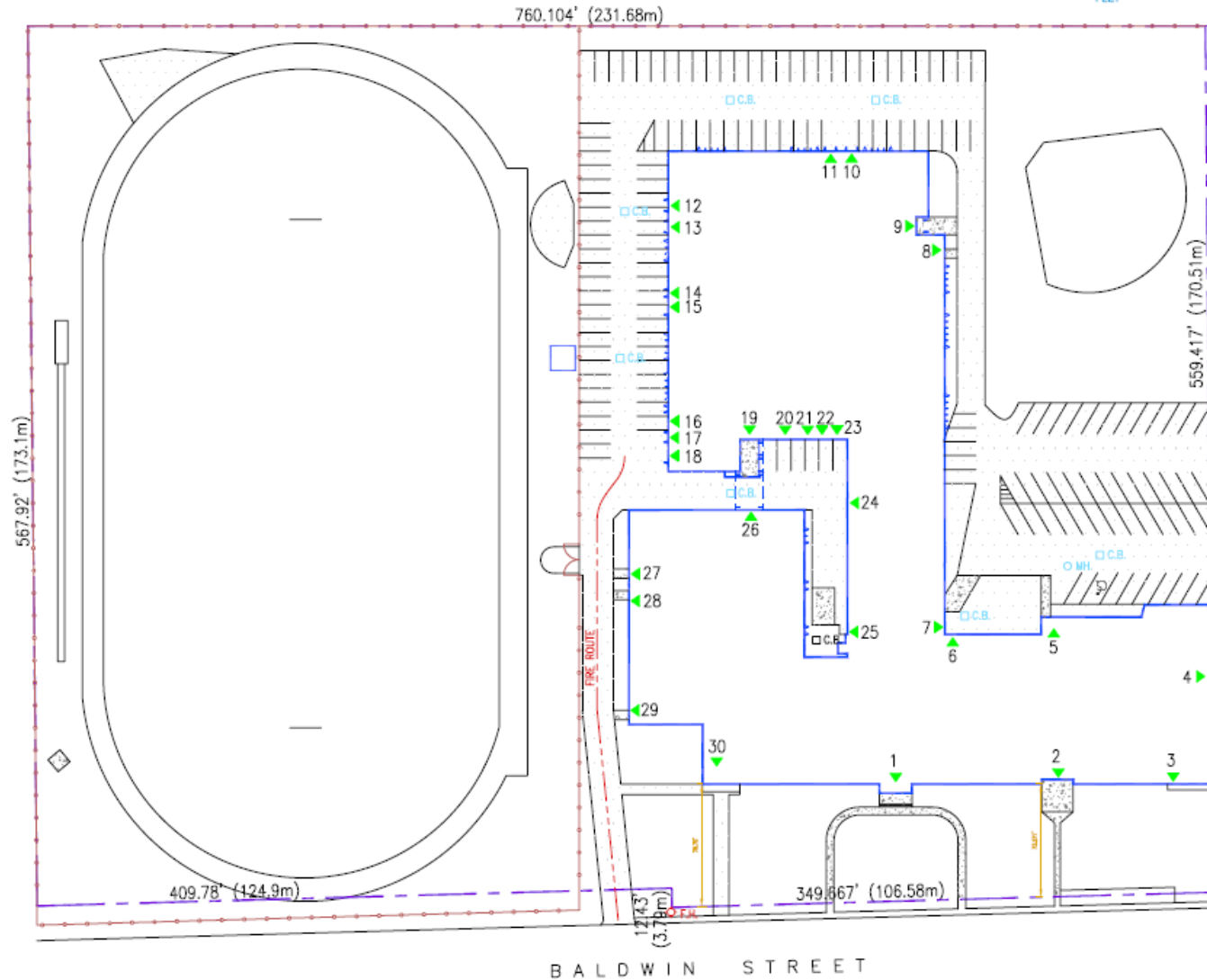
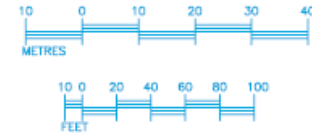


**SIP 1.3.3—Site Plan**  
 Burlington Central HS

LEGAL DESCRIPTION: PLAN 99 PT LOT 60, City of Burlington

OCCUPANT LOAD = 1179 PEOPLE  
 PARKING SPACES = 148 + 1 H.C.  
 ASPHALT AREA = 68,044 sq.ft. (6321m<sup>2</sup>)  
 SITE AREA = 10 acres (4.05 ha.)

Scale



- ▲ EXIT DOORS
- M.H. MANHOLE
- C.B. CATCH BASIN
- ◇ F.H. FIRE HYDRANT



**Burlington Central High School**  
 100 BALDWIN STREET  
 WASHINGTON, VERMONT

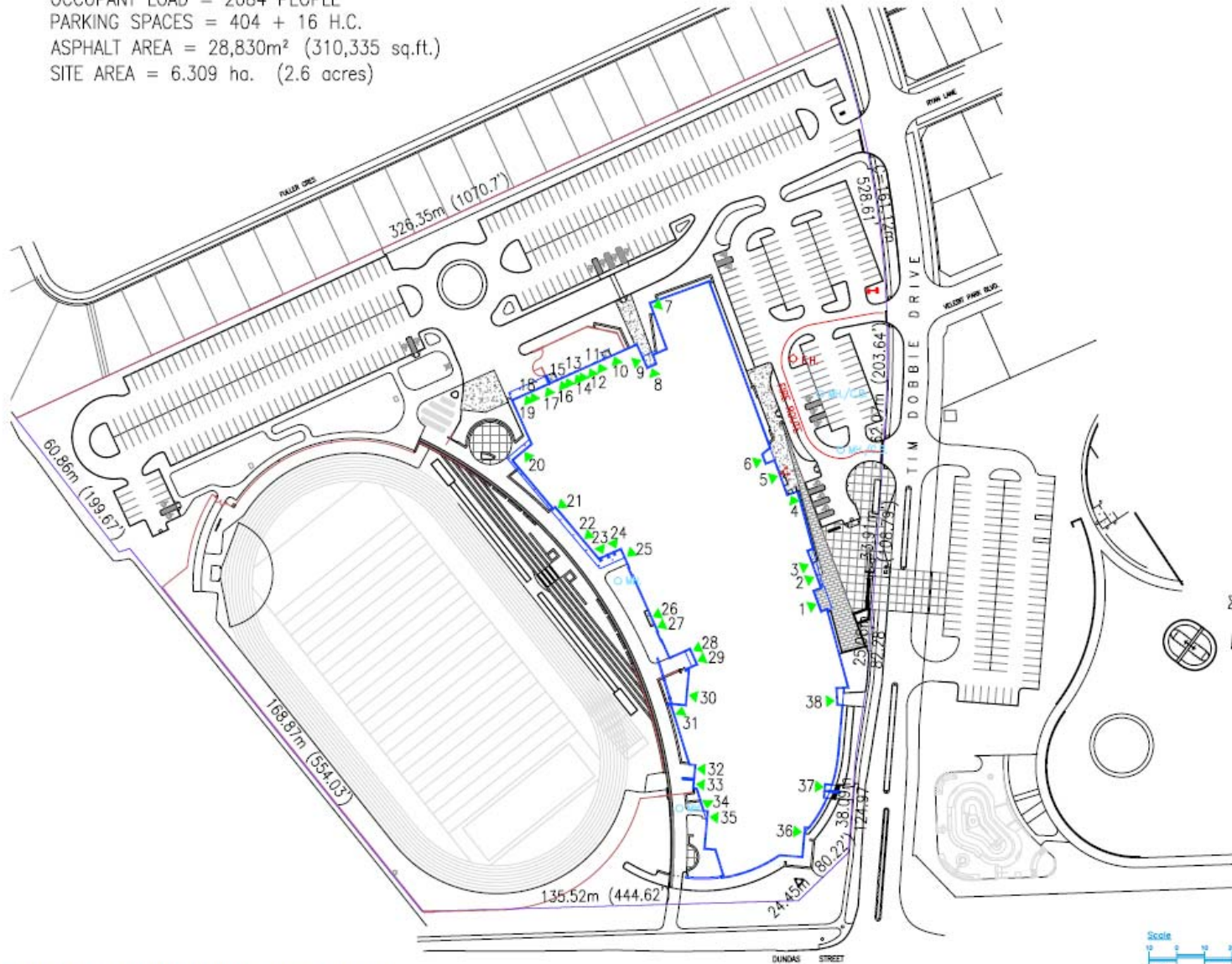
DATE	28 JULY 2014
PROJECT NO.	22 AX, 2011
SCALE	8"=12'
NO. (SHEET)	1"=125'-0"
NO. SHEETS	152
DATE	1992
NO. PROJECT	34302 (2101+)
NO. SHEET	1040001

SITE PLAN	
NO.	1

# SIP 1.3.3—Site Plan

Dr. Frank J. Hayden SS

OCCUPANT LOAD = 2084 PEOPLE  
 PARKING SPACES = 404 + 16 H.C.  
 ASPHALT AREA = 28,830m<sup>2</sup> (310,335 sq.ft.)  
 SITE AREA = 6.309 ha. (2.6 acres)

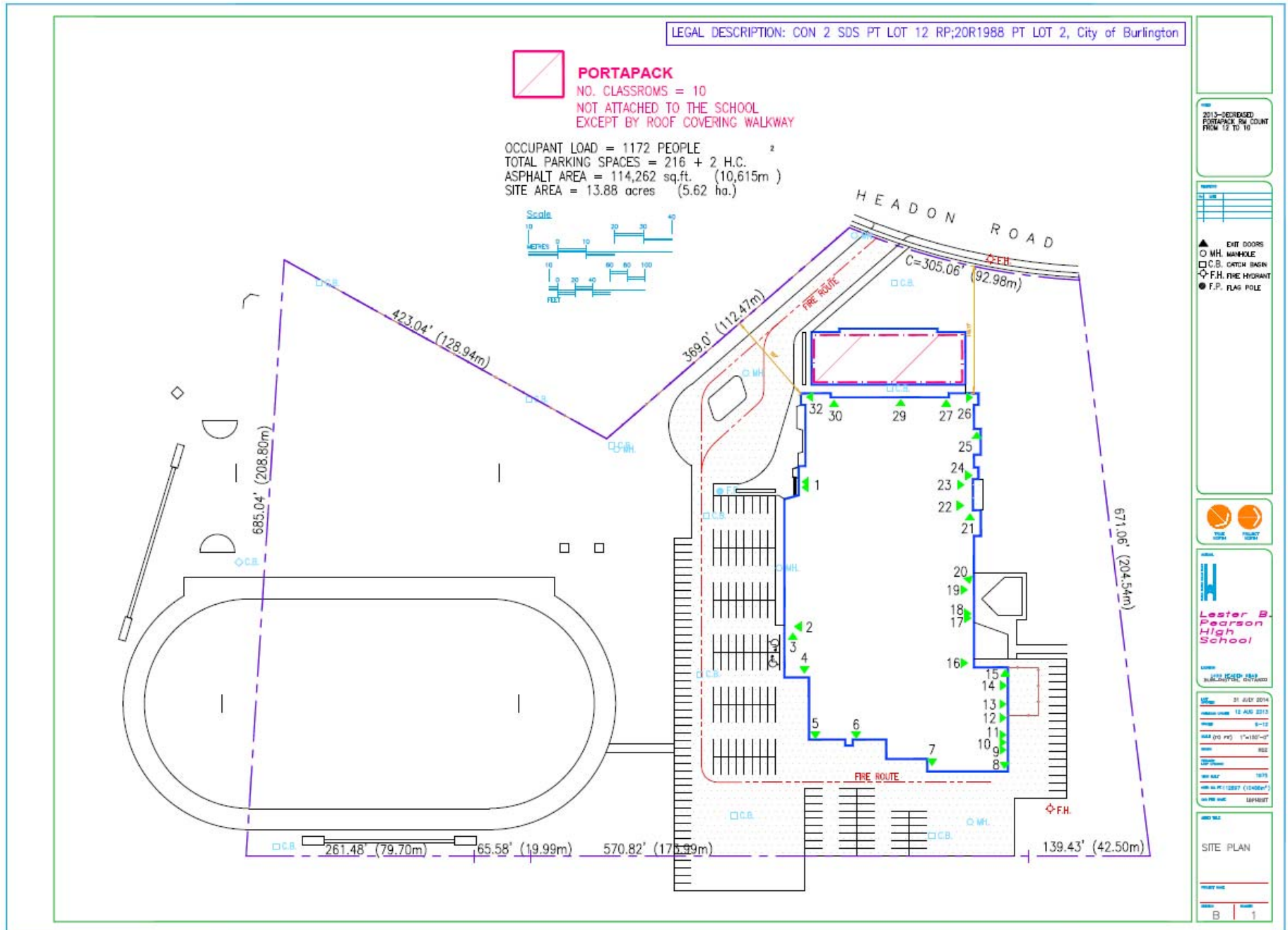


Note: Portions of this building are shared by the school and the City of Burlington as a part of the Haber Recreational Centre and Alton Library. The area shared varies by floor. See floorplan for a detailed breakdown by floor.

<p>Legend:</p> <ul style="list-style-type: none"> <li>▲ EXIT DOORS</li> <li>○ M.H. MANHOLE</li> <li>□ C.B. CATCH BASIN</li> <li>○ F.H. FIRE HYDRANT</li> <li>● F.P. FLAG POLE</li> </ul>	
<p>Scale</p> <p>1:1000</p> <p>0 5 10 15 20 25 30 35 40</p> <p>METERS</p>	
<p>Scale</p> <p>1:1000</p> <p>0 10 20 30 40</p> <p>FEET</p>	
<p>Dr. Frank J. Hayden Secondary School</p> <p>30 JULY 2014</p> <p>Revised on: 23 SEP 2013</p> <p>Scale: 1:1000</p> <p>Sheet: 1 of 1</p> <p>Project: 2011</p> <p>Client: 1000000 (1000000)</p> <p>Site: 1000000</p>	
<p>SITE PLAN</p> <p>Sheet: B 1</p>	

# SIP 1.3.3—Site Plan

Lester B. Pearson HS

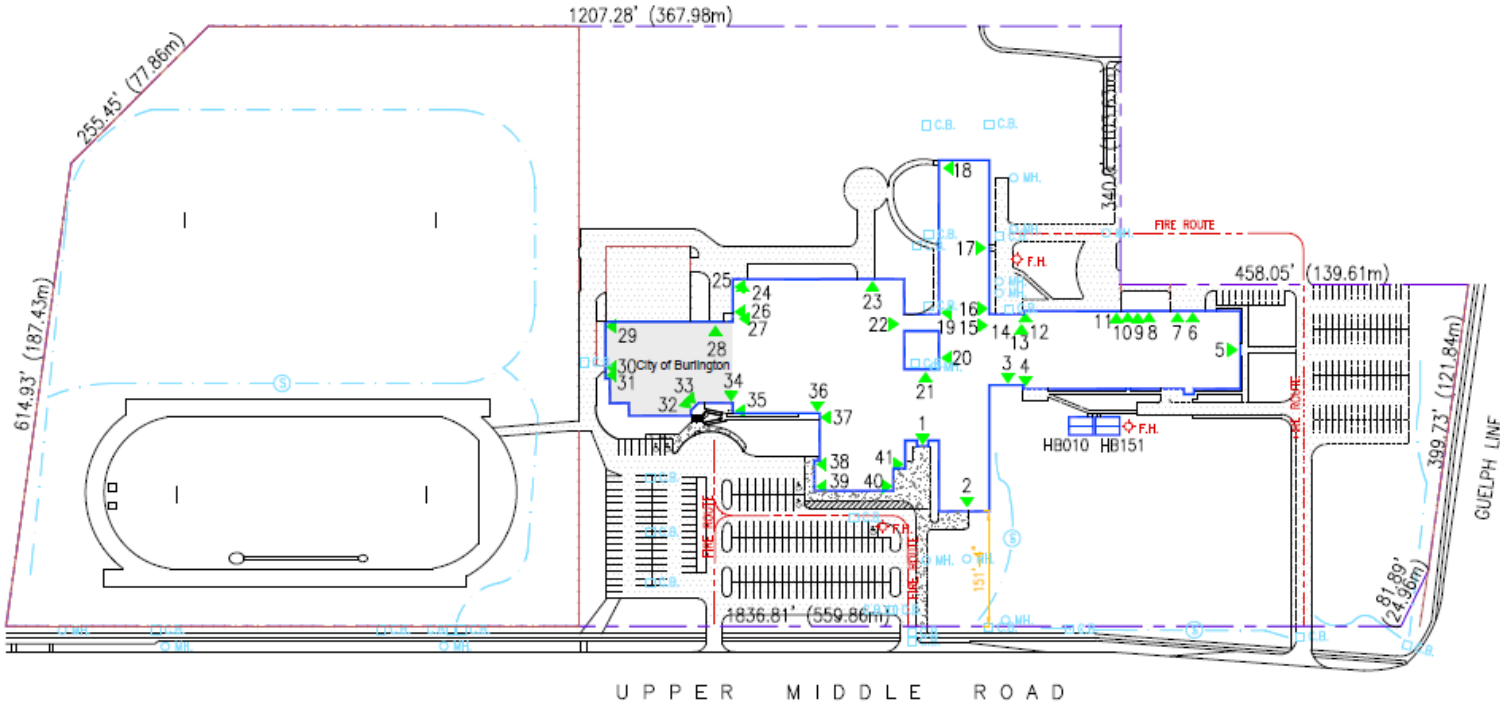


# SIP 1.3.3—Site Plan

M.M. Robinson HS

LEGAL DESCRIPTION: CON 1 SDS PT LOTS 16 AND 17; PLAN 1343 PT BLK A RP; 20R15044 PARTS 7 10 & 11, City of Burlington

OCCUPANT LOAD = 1585 PEOPLE  
 TOTAL PARKING SPACES = 304 + 5 H.C.  
 ASPHALT AREA = 176,829 sq.ft. (16,427m<sup>2</sup>)  
 SITE AREA = 29.65 acres (12.00 ha.)



UPPER MIDDLE ROAD

2014-10 # AFFRERO TO PTEL  
 3/15 PTELS AT MMR  
 HB010/151 PTELS  
 AT MMR HB003/117/  
 118/119/151

- ▲ EXIT DOORS
- M.H. MANHOLE
- C.B. CATCH BASIN
- ◇ F.H. FIRE HYDRANT
- F.P. FLAG POLE
- ⊙ SWALE



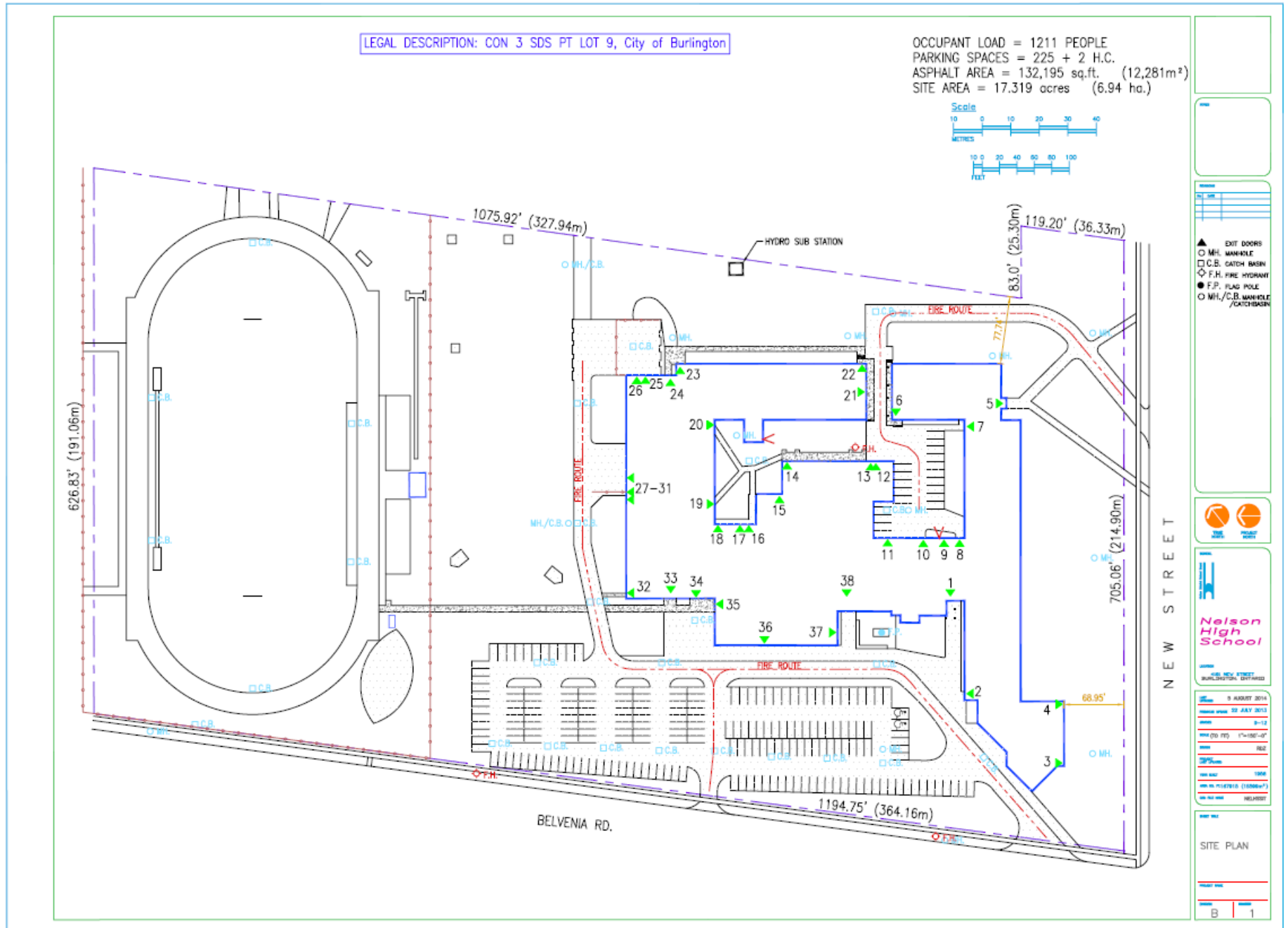
M.M. Robinson High School

DATE	5 AUGUST 2014
ISSUE	20 JULY 2013
PROJECT	174047-01
CLIENT	REC
DESIGNER	REC
DATE	1985
JOB NO.	174047-01 (200801-1)
BY	REC
DATE	1985

SITE PLAN	
PROJECT NO.	
DATE	1

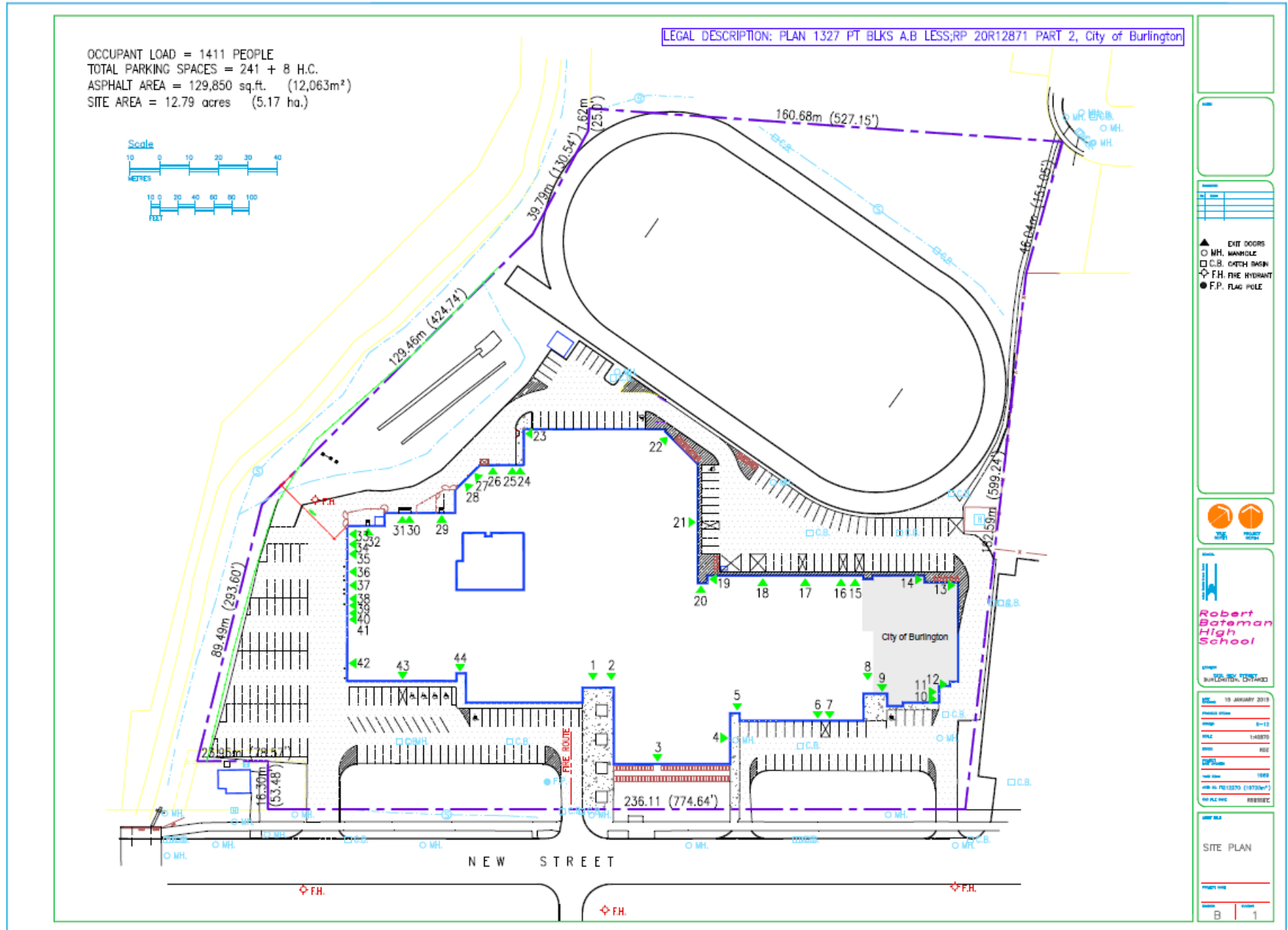
# SIP 1.3.3—Site Plan

Nelson HS



# SIP 1.3.3—Site Plan

Robert Bateman HS

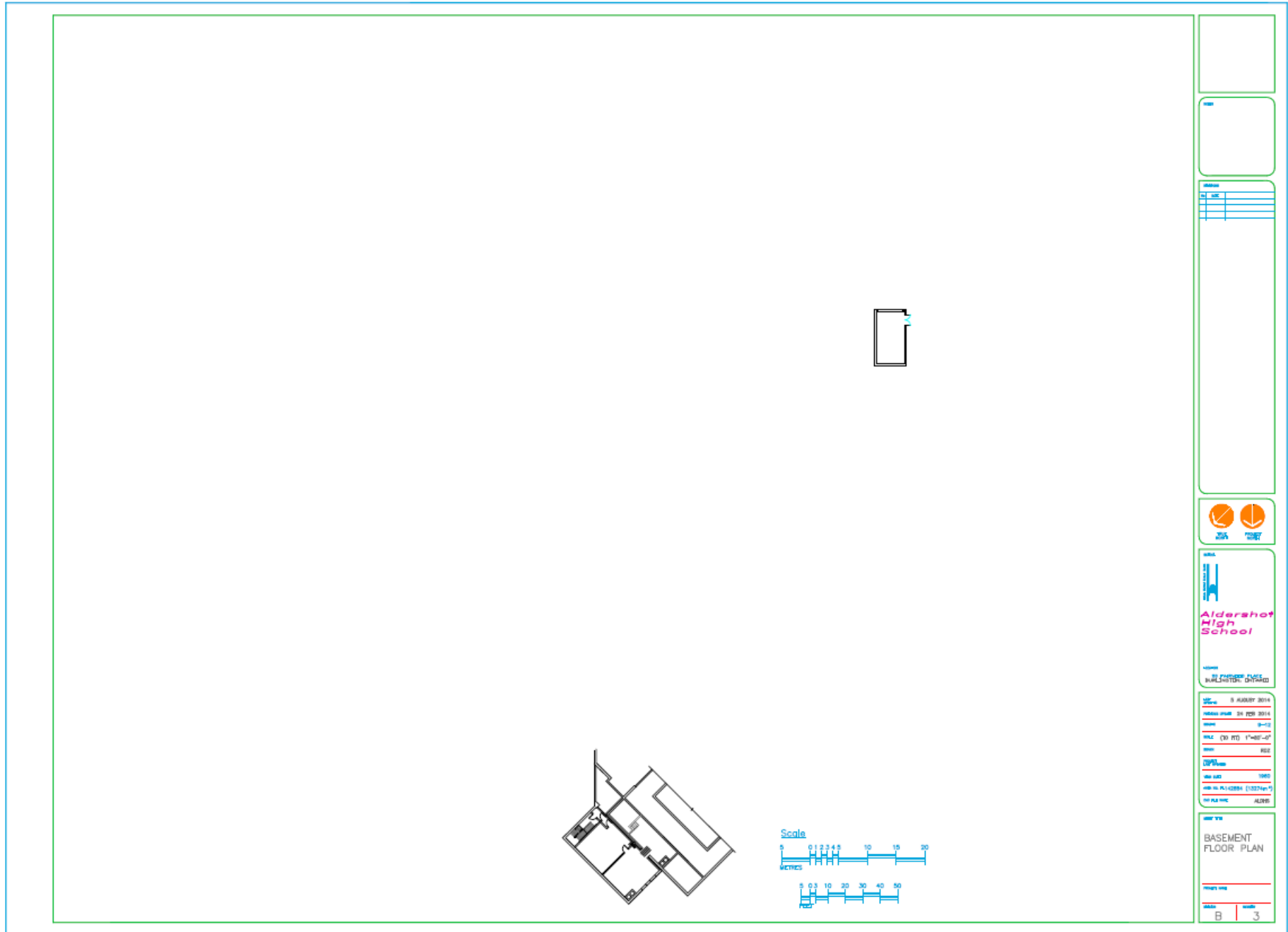






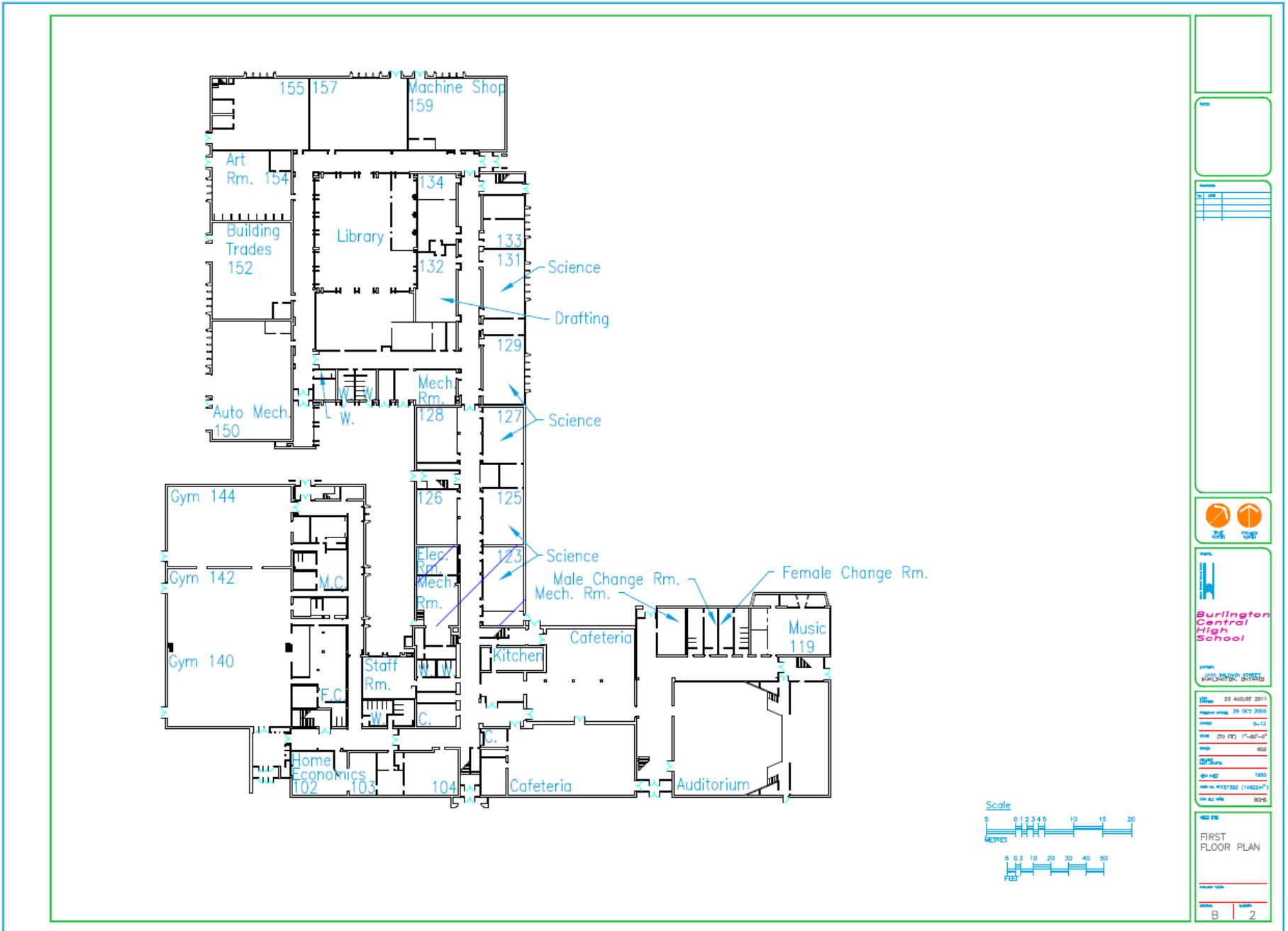


**SIP 1.5.4—Floor Plan**  
Aldershot HS (Basement)



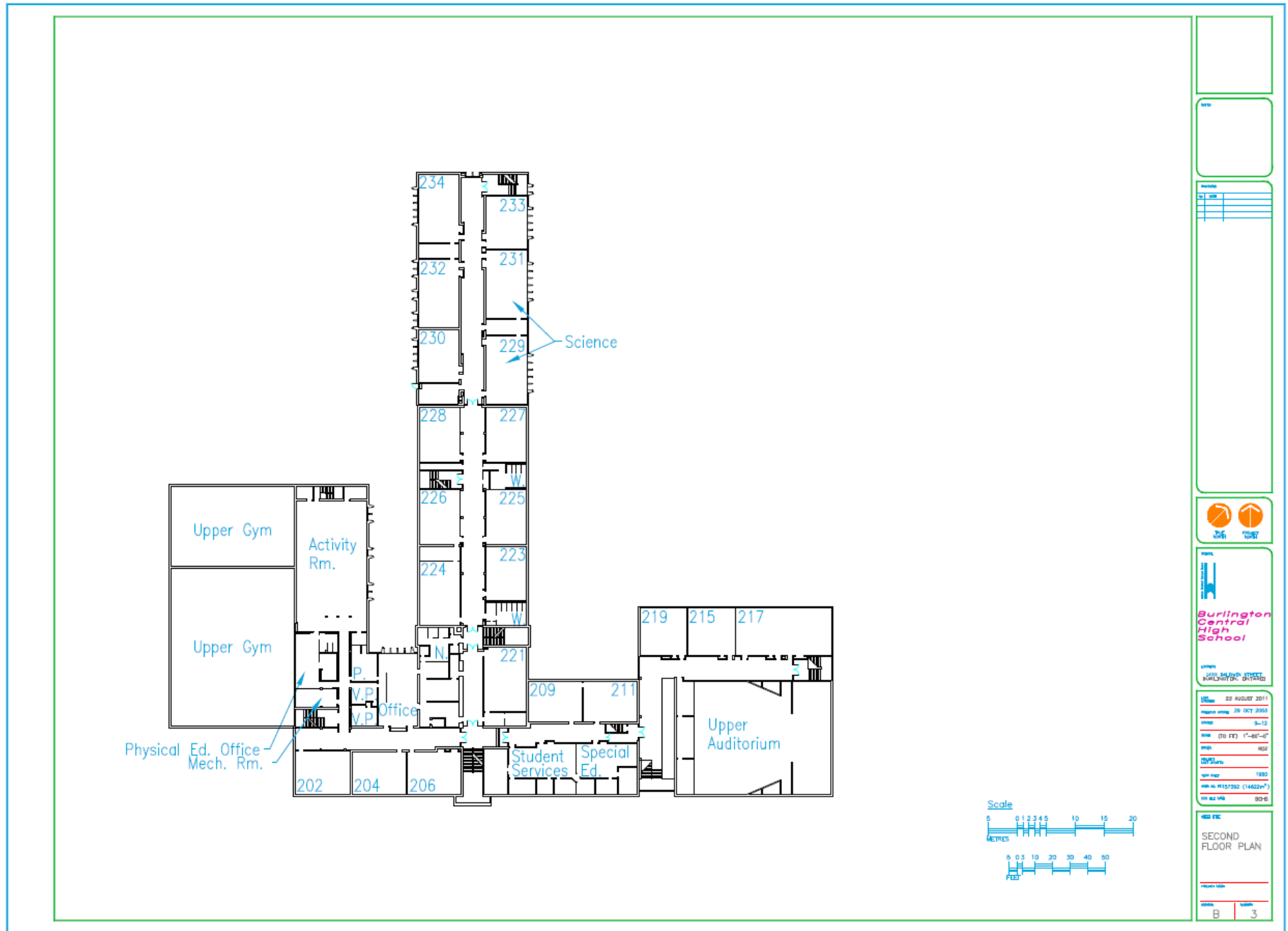
# SIP 1.5.4—Floor Plan

Burlington Central HS (Floor 1)

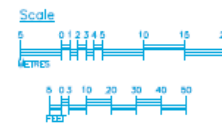
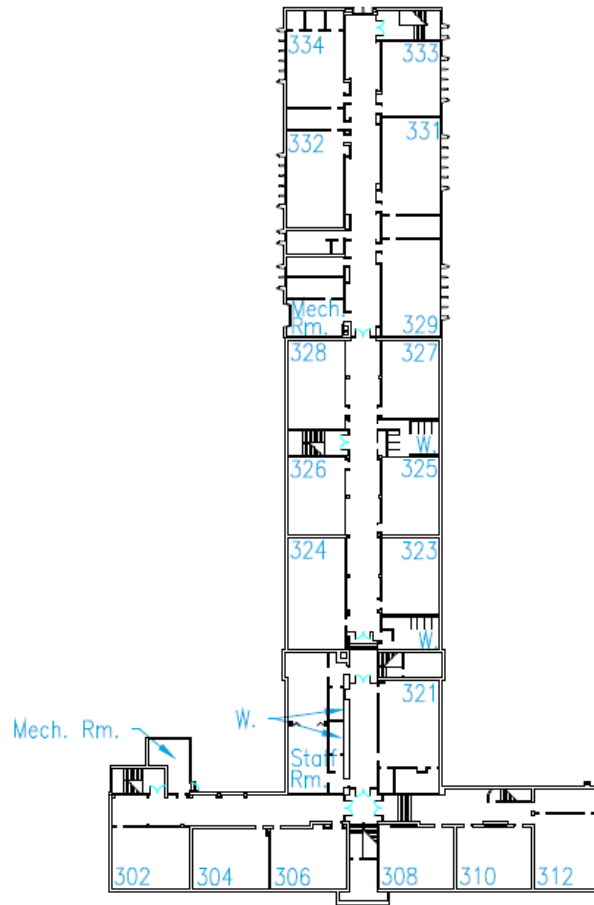


# SIP 1.5.4—Floor Plan

Burlington Central HS (Floor 2)



**SIP 1.5.4—Floor Plan**  
 Burlington Central HS (Floor 3)

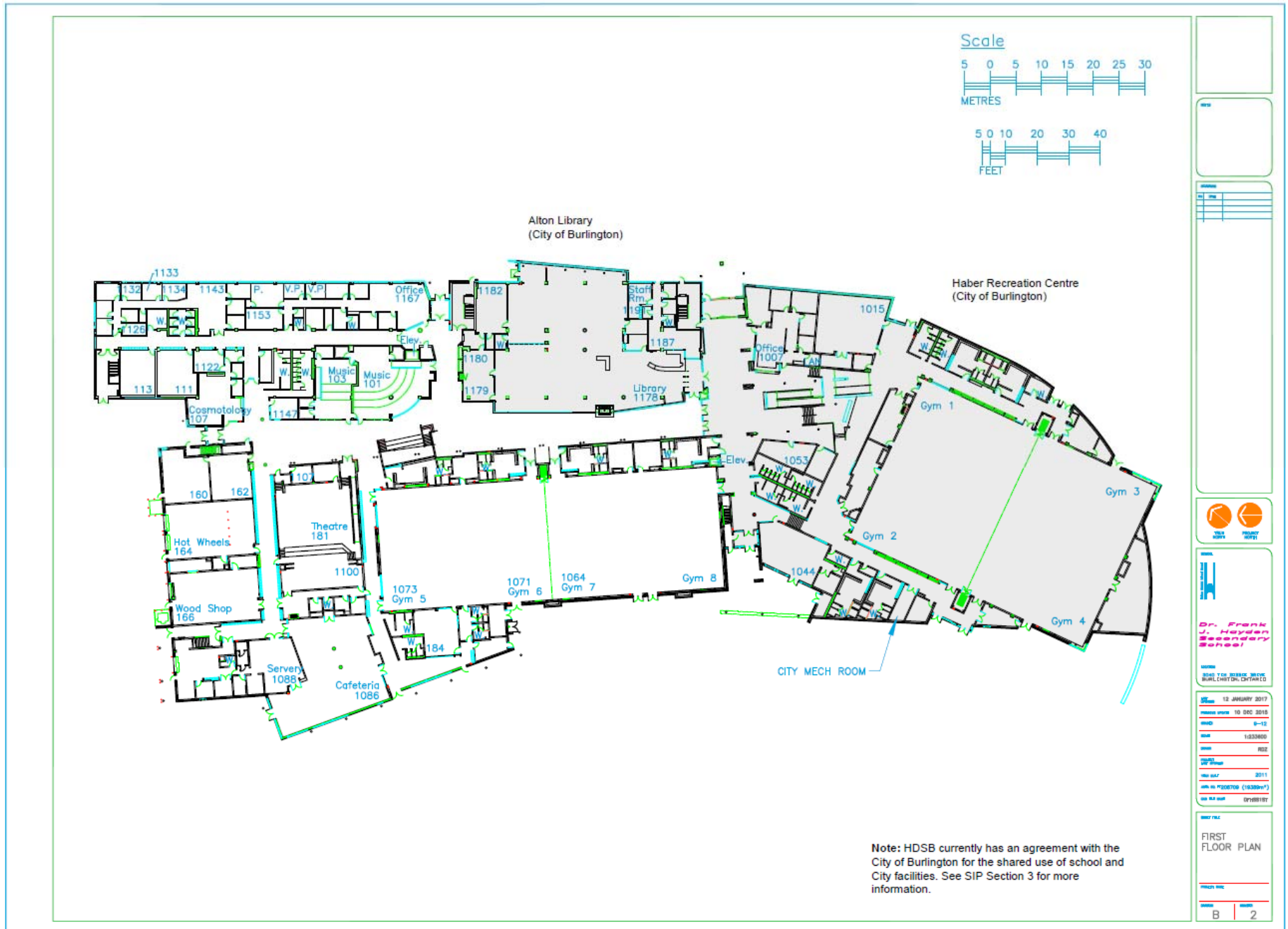


Title	
Project	
 <b>Burlington Central High School</b>	
<small>Location</small> 1000 BALDWIN STREET BURLINGTON, VT 05402	
<small>DATE</small> 23 AUGUST 2011 <small>DESIGNED BY</small> 20 OCT 2009 <small>PROJECT</small> 9-12 <small>SCALE (TO PRINT)</small> 1"=60'-0" <small>SCALE</small> 1/32"=1'-0" <small>DATE PLOTTED</small> 1985 <small>FILE NO</small> P1537382 (1482277) <small>BY</small> ALL/MS <small>NO</small> 6	
<small>400 FIC</small> <b>THIRD FLOOR PLAN</b>	
<small>PROJECT NAME</small> <small>DATE</small> 8 <small>NO.</small> 4	

# SIP 1.5.4—Floor Plan

Dr. Frank J. Hayden SS (Floor 1)

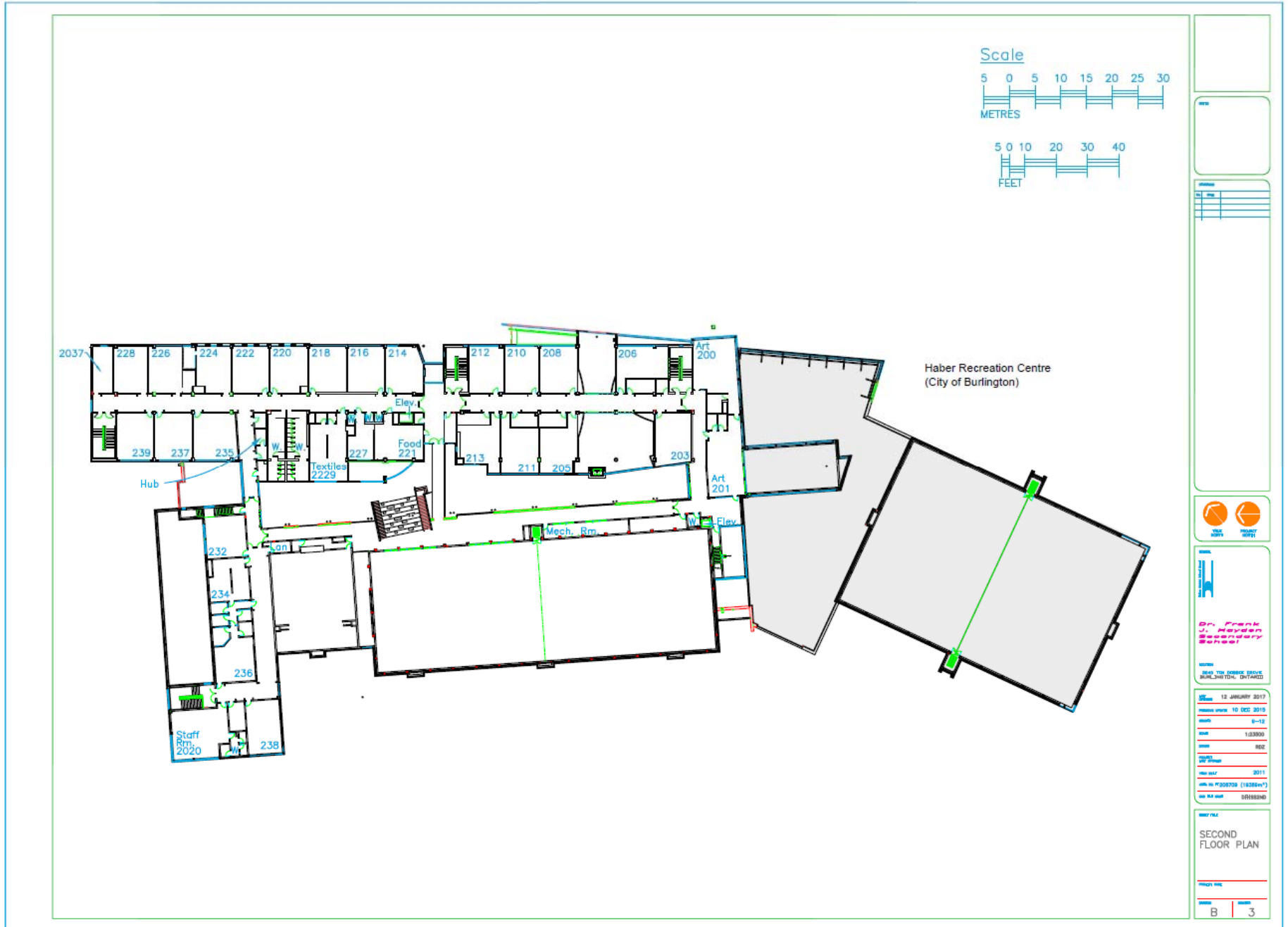
Revised: Jan 24, 2017



# SIP 1.5.4—Floor Plan

Dr. Frank J. Hayden SS (Floor 2)

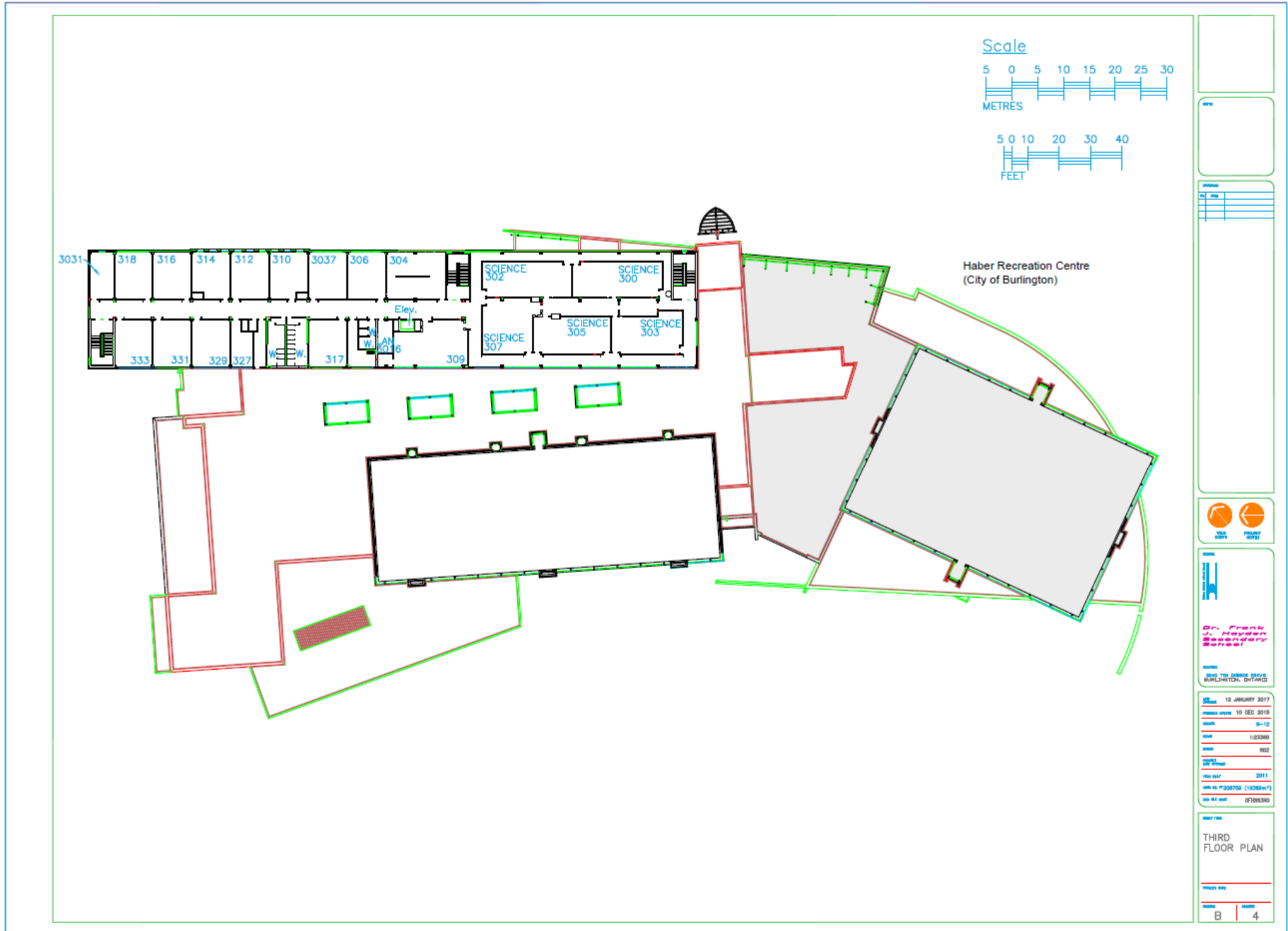
Revised: Jan 24, 2017



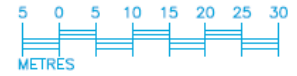
# SIP 1.5.4—Floor Plan

Dr. Frank J. Hayden SS (Floor 3)

Revised: Jan 24, 2017



Scale



Haber Recreation Centre  
(City of Burlington)



**Dr. Frank J. Hayden  
Secondary School**

1000 YONGE STREET  
BURLINGTON, ONTARIO

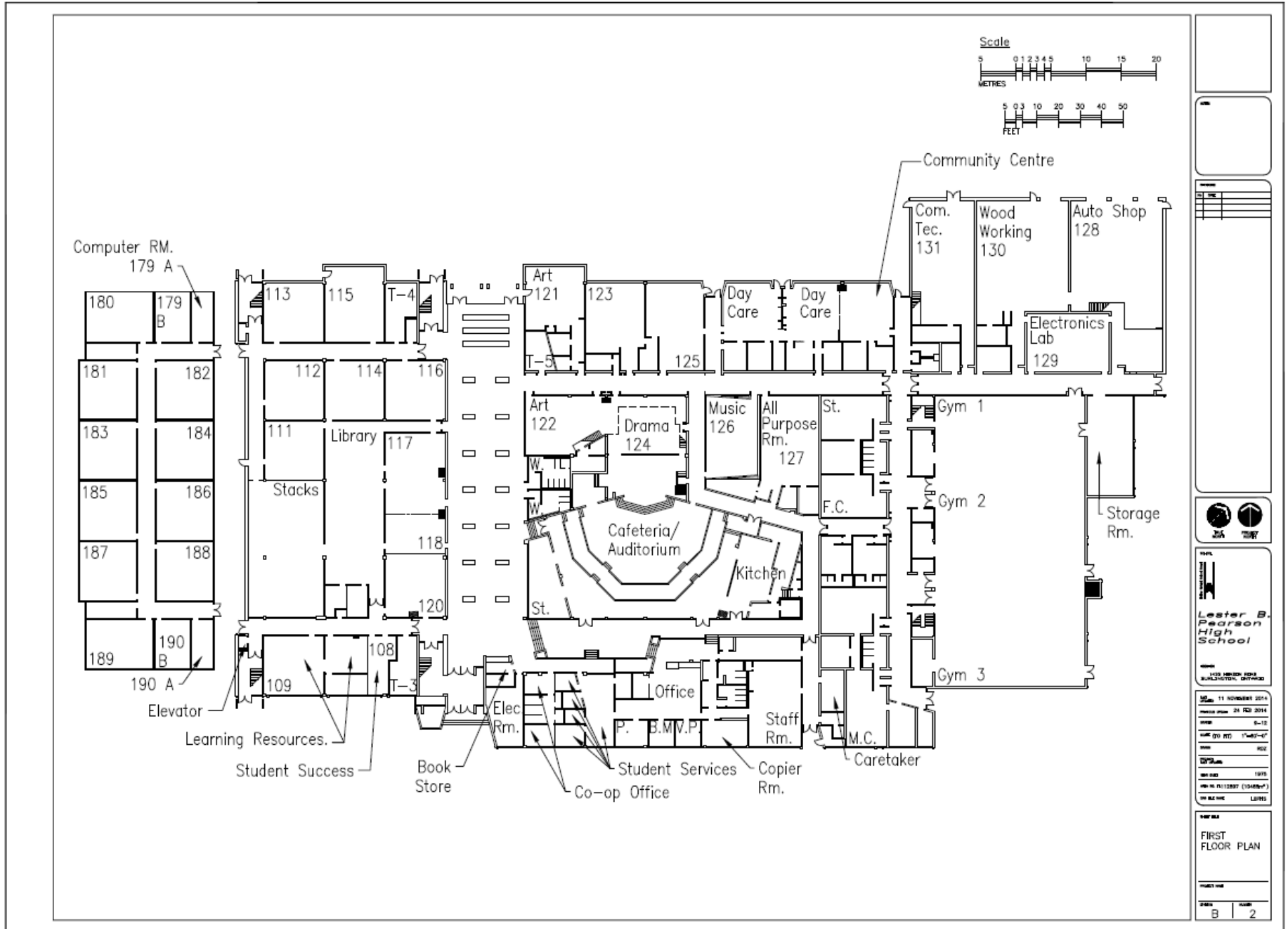
DATE	12 JANUARY 2017
DESIGNED BY	10 102 2015
SCALE	0-12
DATE	1-23-2016
DATE	1-23-2016
DATE	2011
DATE	1-23-2016 (1-23-2016)
DATE	1-23-2016

THIRD  
FLOOR PLAN

B	4
---	---

# SIP 1.5.4—Floor Plan

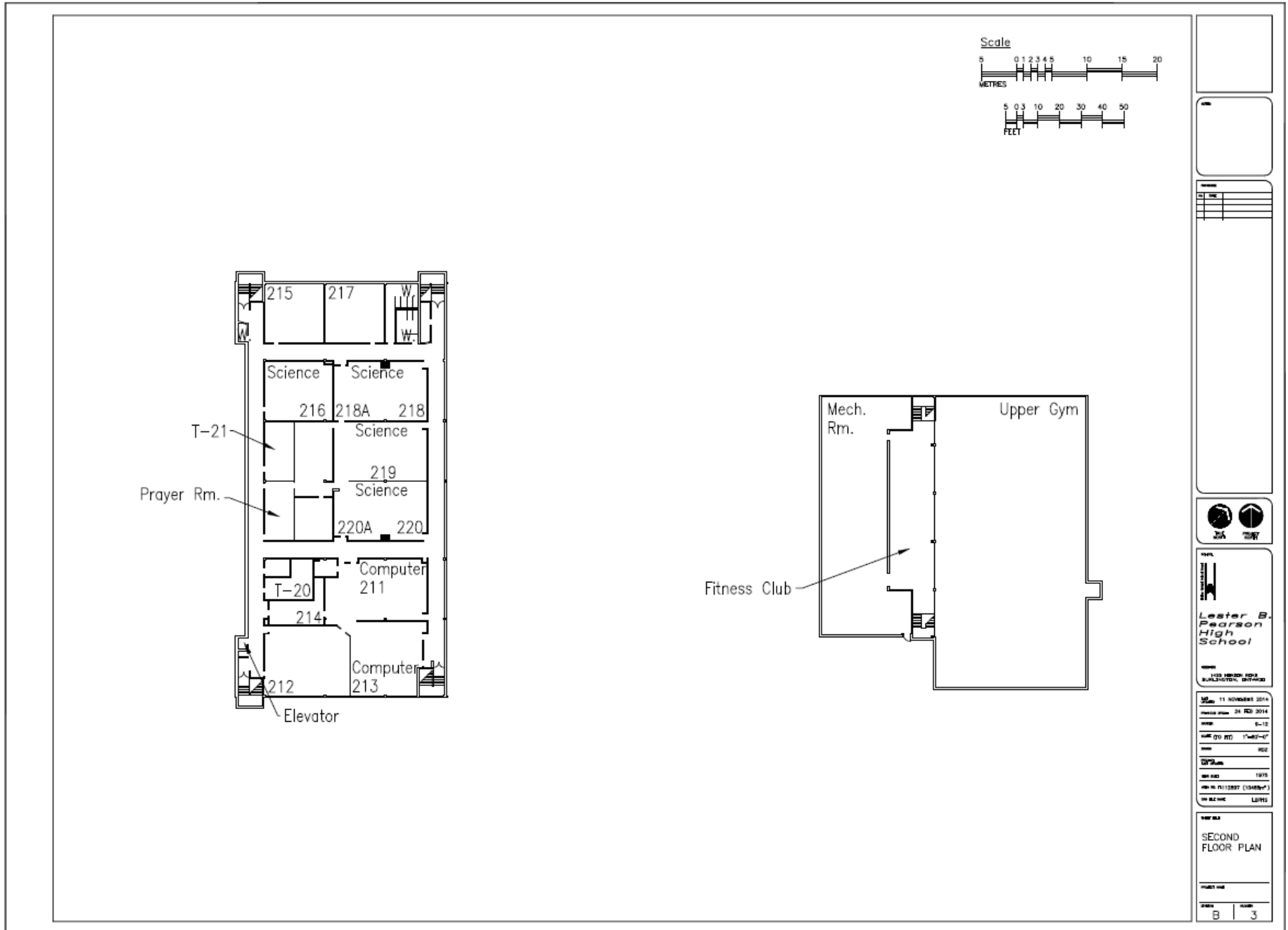
Lester B. Pearson HS (Floor 1)





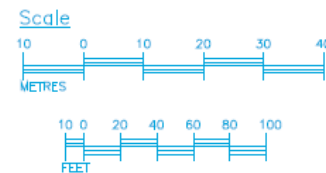
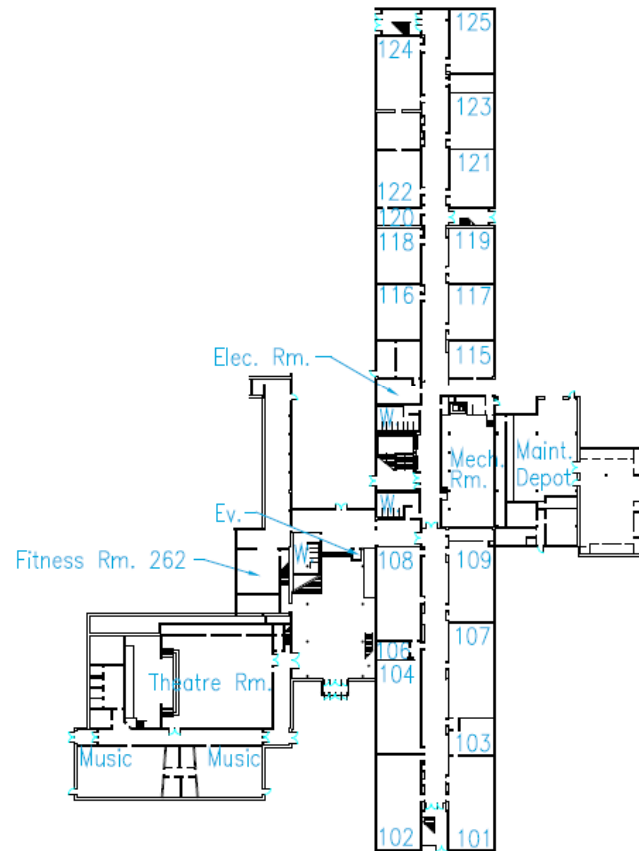
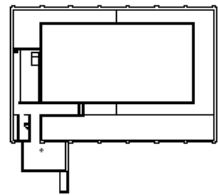
# SIP 1.5.4—Floor Plan

Lester B. Pearson HS (Floor 2)



**SIP 1.5.4—Floor Plan**

M.M. Robinson HS (Floor 1)



NO.	
1	
2	
3	
4	
5	
6	



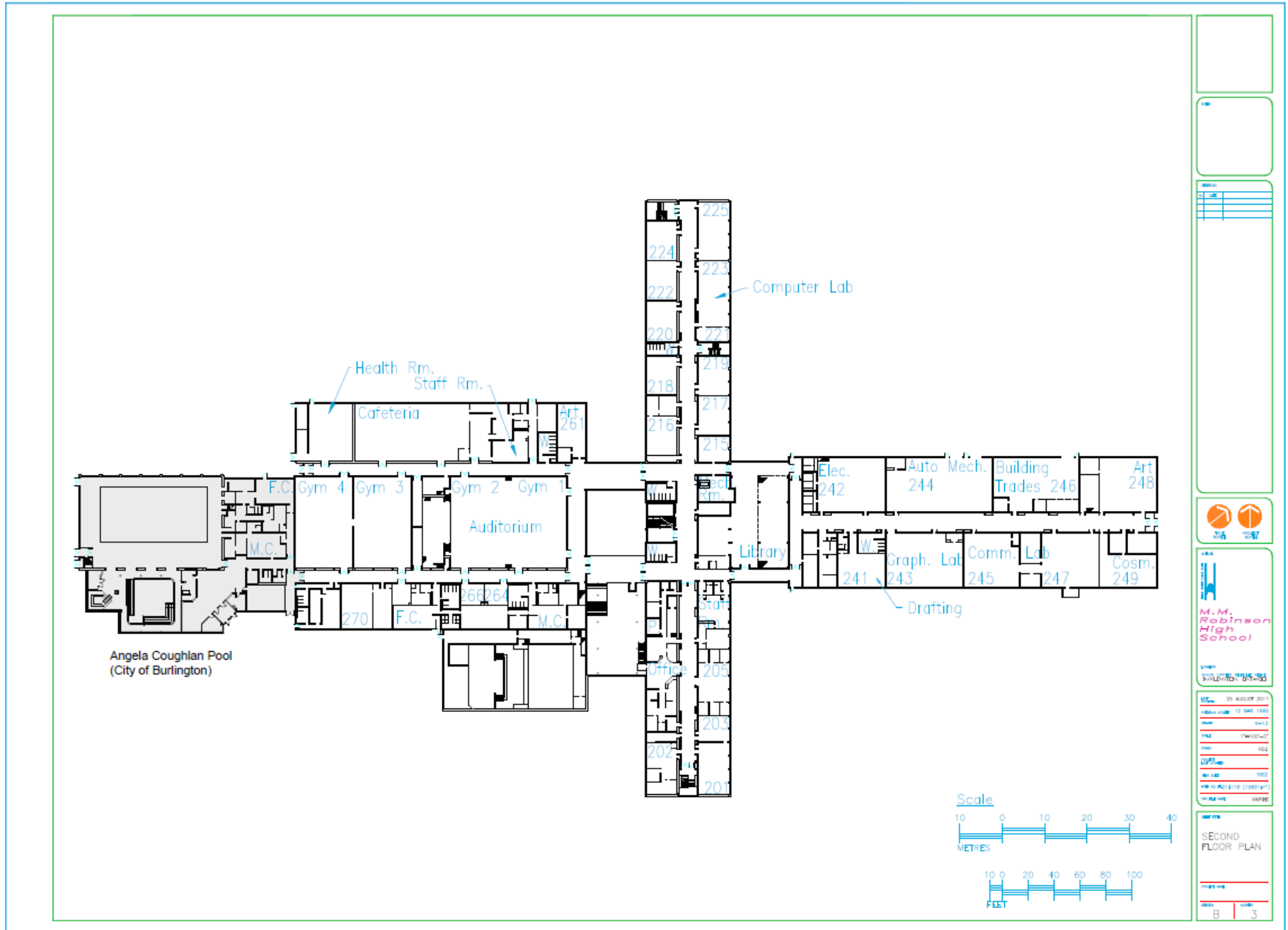
**M.M. Robinson High School**

DATE	29 October 2011
PROJECT NAME	10 MAR 1999
ISSUE	0-13
SCALE	1"=100'-0"
PROJECT	1024
DATE	1992
DATE	1999 (1024/01)
DATE	10/29/11

FIRST FLOOR PLAN	
PROJECT	
DATE	B
NO.	2


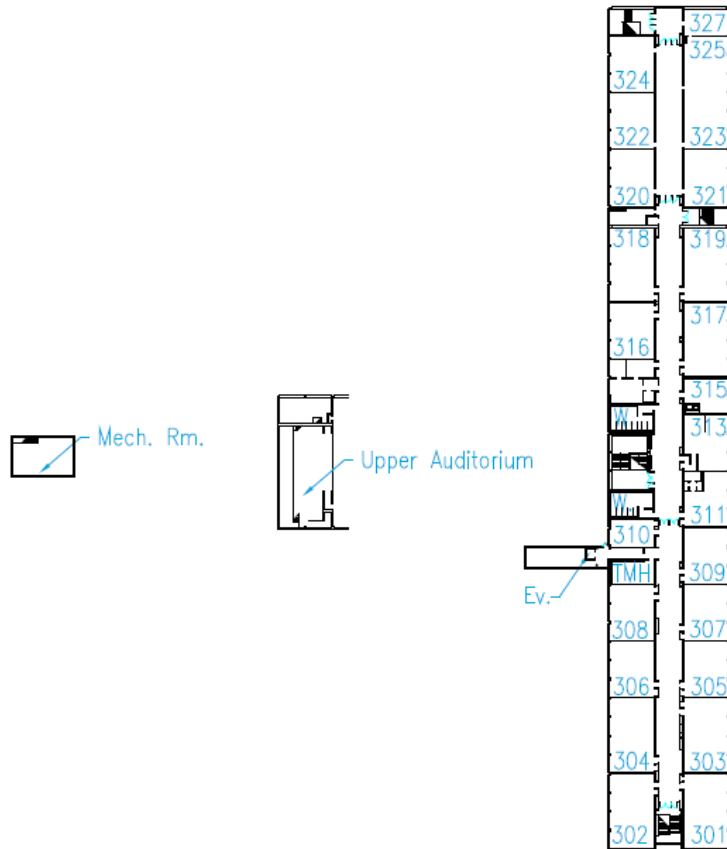
# SIP 1.5.4—Floor Plan

M.M. Robinson HS (Floor 2)



**SIP 1.5.4—Floor Plan**

M.M. Robinson HS (Floor 3)



NO.	DATE	DESCRIPTION




**M.M. Robinson High School**

1000 W. JAMES STREET, SUITE 100  
BURLINGTON, ONTARIO

DATE: 28 AUGUST 2011  
 PROJECT NO.: 10 MAR 1999  
 DRAWING NO.: 8-13  
 SCALE: 1"=100'-0"  
 PROJECT: R022  
 DRAWN BY: [Name]  
 CHECKED BY: [Name]  
 DATE: 1995  
 JOB NO. P1214118 (10881m²)  
 JOB P1214118

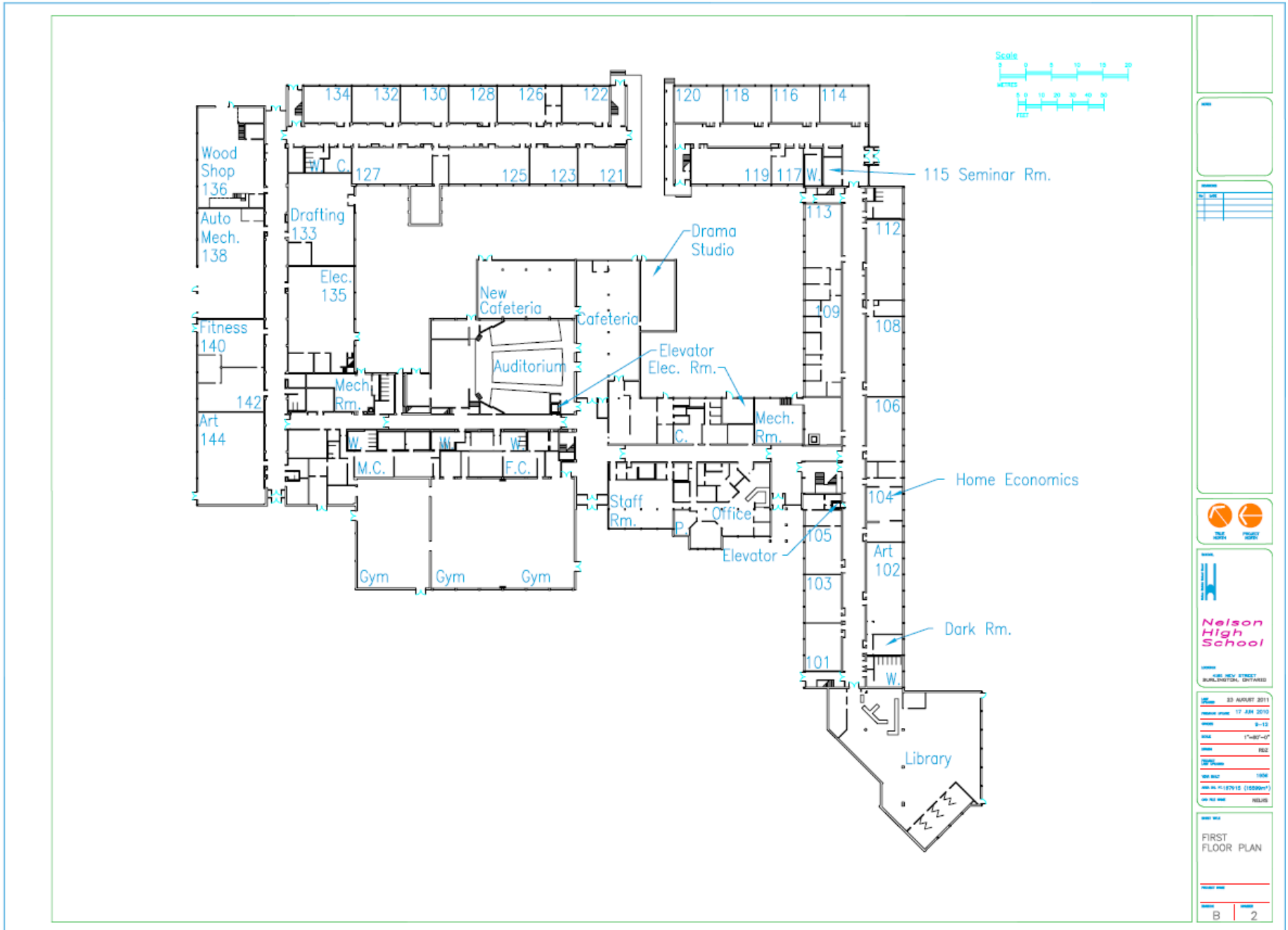
**THIRD FLOOR PLAN**

PROJECT NO.: [Blank]  
 DRAWN BY: [Blank]  
 CHECKED BY: [Blank]

**B**      **4**

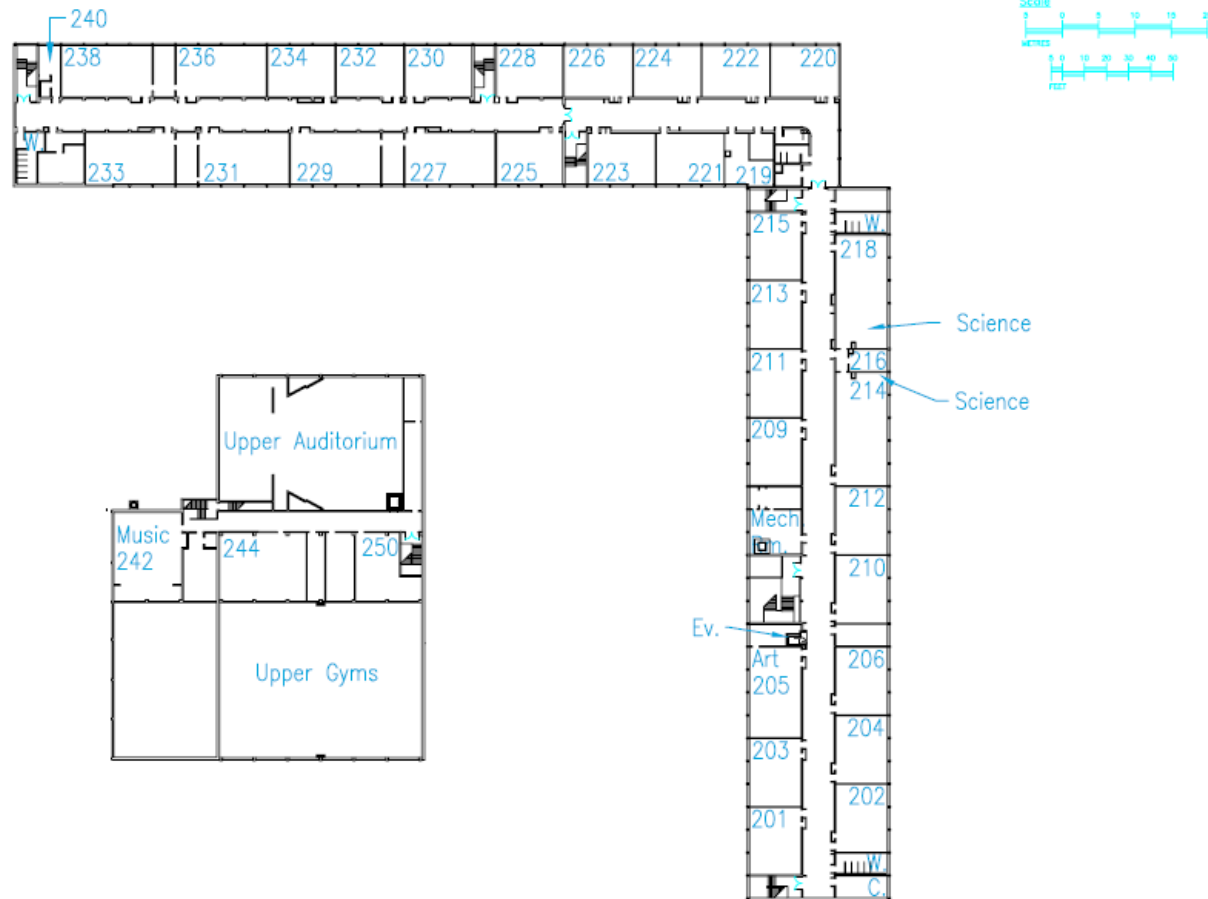
# SIP 1.5.4—Floor Plan

Nelson HS (Floor 1)



# SIP 1.5.4—Floor Plan

Nelson HS (Floor 2)



REVISIONS

NO.	DATE	DESCRIPTION

**Nelson High School**

1000 WEST STREET  
SUNSHINE, QUEENSLAND

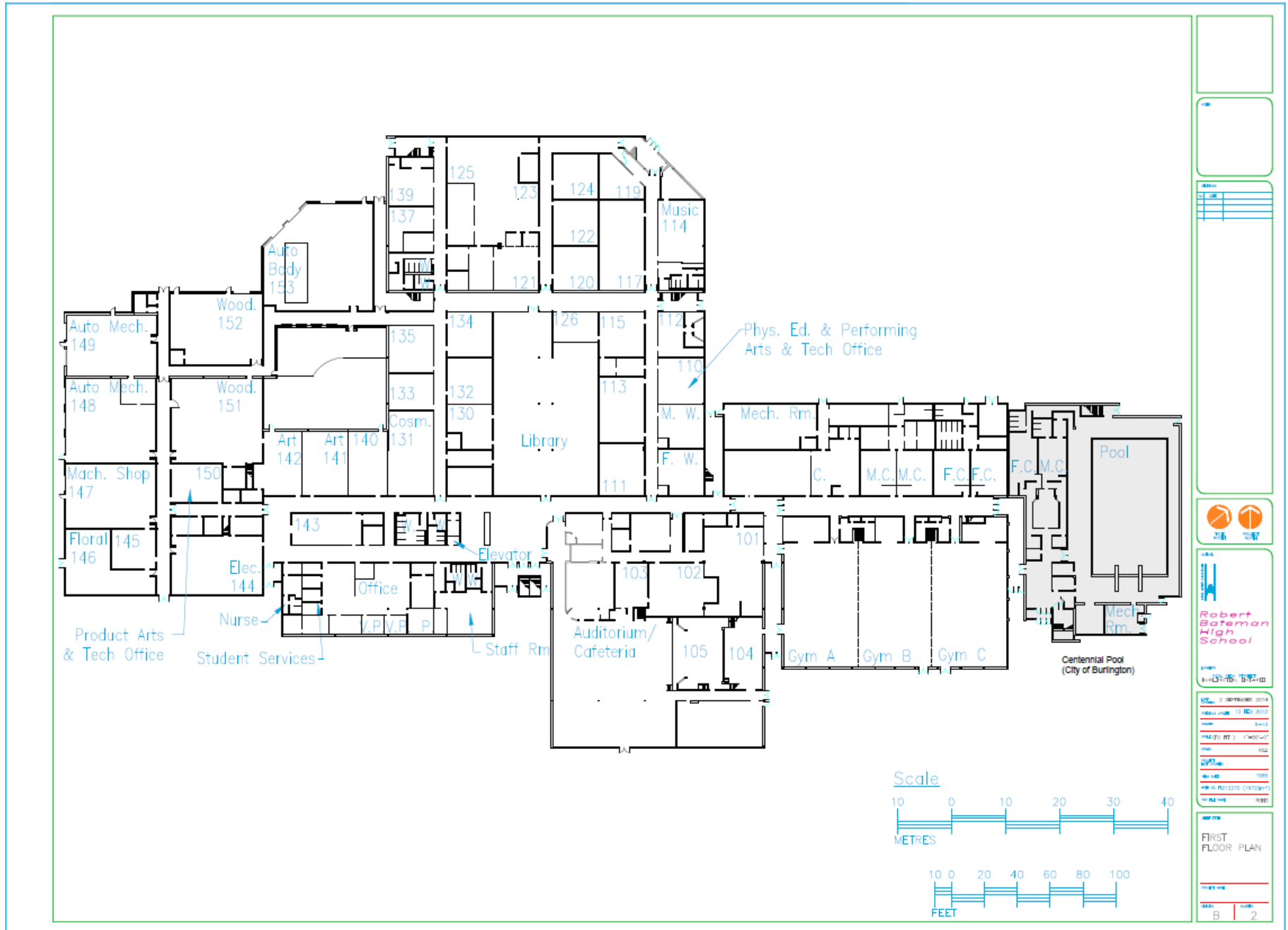
DATE: 31 AUGUST 2011  
 PROJECT NO: 17 JAN 2010  
 DRAWING NO: 0-13  
 SCALE: 1"=80'-0"  
 SHEET NO: REC  
 DRAWN BY: [Name]  
 CHECKED BY: [Name]  
 APPROVED BY: [Name] (5550007)  
 FOR THE CLIENT: [Name]

**SECOND FLOOR PLAN**

SHEET NO: **B** OF **3**

# SIP 1.5.4—Floor Plan

Robert Bateman HS (Floor 1)

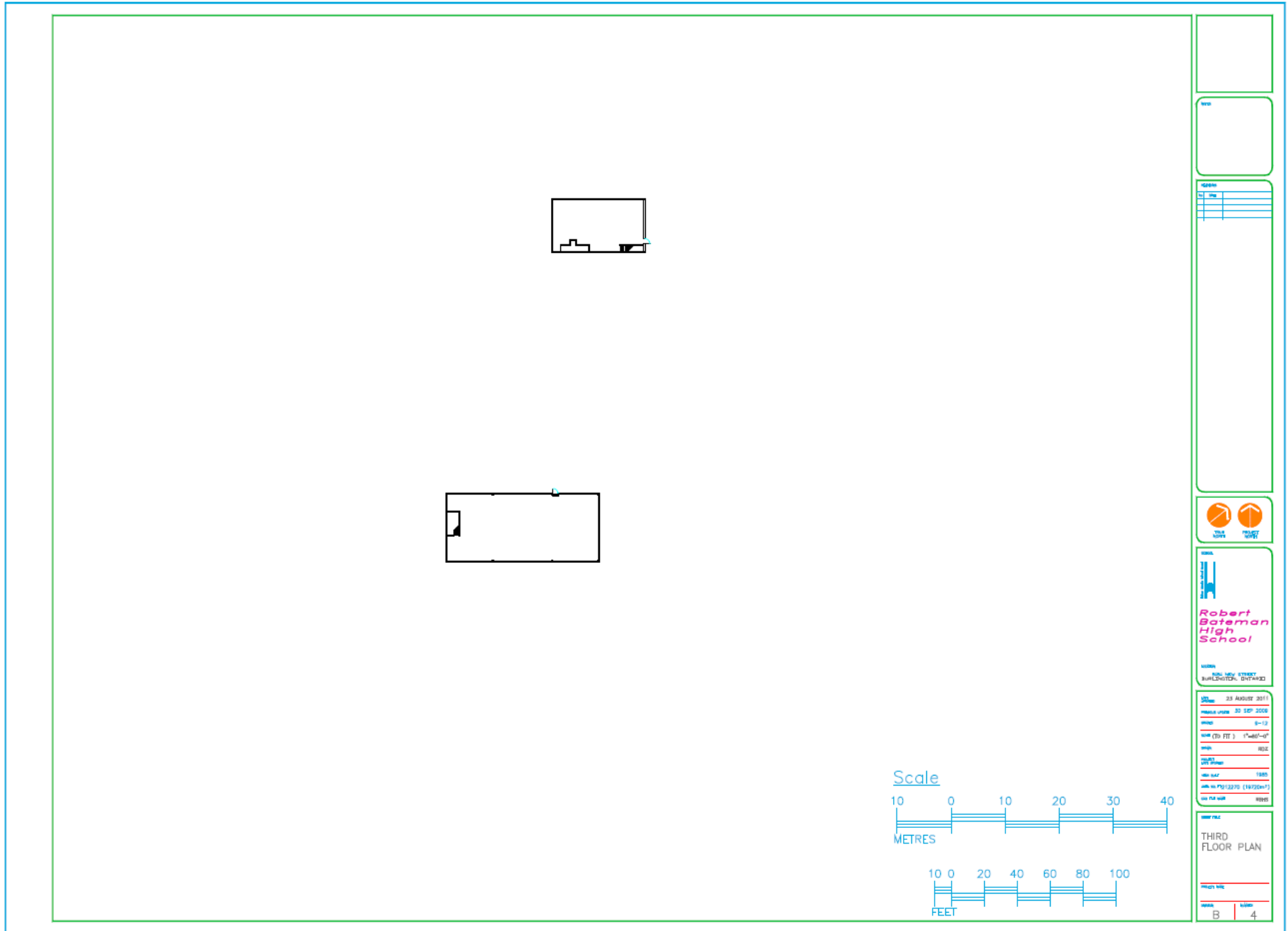






# SIP 1.5.4—Floor Plan

Robert Bateman HS (Floor 3)



--

--

NO.	DATE

--



**Robert Bateman High School**  
 1000 NEW STREET  
 BURLINGTON, ONTARIO

DATE	28 August 2011
PROJECT	30 SEP 2008
NO.	8-13
SCALE (TO FIT)	1"=40'-0"
NO.	RD2
DATE	1988
NO.	PS1/2370 (14/150m+1)
NO.	104 1000



THIRD FLOOR PLAN	
PROJECT NO.	
NO.	NO.
B	4

## SIP 1.6.1—History of Facility Improvements

Aldershot HS

Description	School Year	Cost
New Wall and window in sewing room.	2004	\$1,000
Bus circle widening.	2005	\$14,583
Walkway alterations.	2005	\$12,136
AHU not working. New single stage regulator supplied.	2005	\$1,633
Gymnasium scoreboard replacement	2005	\$5,884
Gym floor replacement.	2005	\$52,760
Add sewing counters, lockable storage cupboards, A/C unit. Make more functional.	2005	\$10,000
Door installation	2005	\$1,621
Door installation	2005	\$1,603
Paint chipped and peeled; some wall damage; ceiling water stained	2005	\$4,971
VCT tiles installed in guidance office and special ed. rooms.	2005	\$8,648
Window screen replacement	2005	\$5,000
Window hardware repair	2005	\$3,500
Repairs to heating pump in boiler rm, faucet repair in staff rm.,leak repairs in staff and girls rm.	2005	\$1,828
Flushed sewer near auto shop,repaired toilets in boys & girls w/r's,isolated rads	2005	\$3,279
Repaired toilet in women's w/r,tightened sci-rm faucets,repairs to girls rm. faucets	2005	\$1,256
#1 pump problem. New starter and fuses.	2005	\$842
Electric torque winch.Ordered by Caretaker and authorized by field supervisor.	2005	\$1,806
Installed 2 new thermostats.Various areas are too hot.	2005	\$1,160
Kitchen equipment repair.	2005	\$1,503
Boiler Replacement	2005	\$338,967
Electrical Distribution Study.	2005	\$2,556
Exterior repairs.	2005	\$73,424
Paint cafeteria walls	2006	\$1,484
Hallway and corridor need painting	2006	\$20,000
Paint 2nd floor hallway and corridor walls; classroom doors/frames and washroom doors	2006	\$4,349
Paint 3 stairwells top to bottom	2006	\$4,104
Asbestos Removal in ceiling tile.	2006	\$60,000
Investigate suspect mould and moisture in gym flooring.	2006	\$6,000
Ceiling tiles in front hallway to be replaced	2006	\$20,000
Accoustical tile need due to high noise level.	2006	\$20,000
Exterior repairs to the pool area.	2006	\$65,000
Carpeting in library and 2 conference rooms	2006	\$13,889
Two coolers replaced in refrigeration system in kitchen.	2006	\$2,699
Installation of new motor and thermostat.	2006	\$1,458
A/H #5 over heating	2006	\$1,279
Replaced faulty valves to isolate coil	2006	\$1,773
Install new coil in woodshop, replace air valve	2006	\$2,397
Trouble condition Fire Alarm System	2006	\$1,211
Replace Roofing on original building.	2006	\$1,400,000
Replace 23 rooftop exhaust fans.	2006	\$36,300

Continued on next pg...

## SIP 1.6.1—History of Facility Improvements

Aldershot HS

Description	School Year	Cost
Replace pneumatic control system in original building & additions 1&2.	2006	\$50,000
Repair exterior walls.	2006	\$60,500
Repair/add walkways to rear of school	2007	\$6,800
Replaced heats with smokes following renovations	2007	\$509
2007 ACM Remediation: Professional Services - DCS	2007	\$1,007
Asbestos Ceiling Abatement & Re-instatement;extra ceiling work carried over from 07	2007	\$40,567
Asbestos Ceiling Abatement & Re-instatement; extra ceiling work carried over from 07	2007	\$12,139
Remove island, repair patches in lot, provide grade change to playground	2007	\$10,400
Supply and install fence	2007	\$2,811
Paint various locations of the school	2007	\$8,407
Replace condensor unit - upgrade to full water cool - freezer was too warm.	2007	\$2,991
Replaced air filters, ignition control & relay	2007	\$1,608
Sealed leak on heating line, replaced circ. pump	2007	\$1,260
Room 117 thermostat not working. Need 2 thermostat covers in gym.	2007	\$1,262
Install flame safeguard relay	2007	\$1,600
Replaced 2 thermostats and remote control	2007	\$1,789
Installed coil in air handling unit.	2007	\$3,267
Replaced pump motor.	2007	\$1,476
Install new heating coil in air handling unit.	2007	\$2,586
Repairs to gym ventilator.	2007	\$1,194
Hinges, door sweep, Aluminum,	2007	\$1,550
Door - tack and fill seams; cut and reweld	2007	\$1,035
Hinge; door sweep, threshold	2007	\$1,234
Door - weld, fill top cap, tack and fill seams	2007	\$897
Door with Strip; Threshold; Angle	2007	\$247
Replace exterior finishes	2007	\$7,021
Replace heating piping systems	2007	\$12,576
Replace 2 make-up AHU's.	2007	\$3,970
Building-Project	2007	\$12,713
Replace 6 central station AHU's	2008	\$468,232
Replace exterior finishes	2008	\$768,238
Security Panel System Replacement and GSM Cellular Set-up: 2010 Phase-1	2009	\$4,000
The bay doors have reached life expectancy and need to be replaced.	2009	\$10,000
Replaced t-stats and Valve	2009	\$1,856
No heat in room 114, replaced bearing assembly, flow switch, receiver controller and fittings	2009	\$2,461
Service interior door, 2nd flr supply and install new Sentronic closer	2009	\$963
Repairs to fan coil unit in Library ceiling space	2009	\$1,005
Replace bearings and pulley on auto shop AH unit	2009	\$1,090
Diagnose defective evaporator coil and TX valve for curtis cooler, replaced dual flo rach-in blygold coat	2009	\$1,111
Repairs to Library rooftop on North side	2009	\$1,135
GSL1 Stair Lift: replaced defective bottom call station board and broken directional paddle on car, Xpress II Stair Lift manual/ lowering not working - adj top landing limit	2009	\$1,214

Continued on next pg...

## SIP 1.6.1—History of Facility Improvements

Aldershot HS

Description	School Year	Cost
Supply lab and mat to remove and replace hydraulic hose as per TSSA directive	2009	\$1,295
Install new step up transformer to main booster hott water tank. Rewire same and install new 60 amp. 3 phase contactor to suit	2009	\$1,314
Corrected office temperature problems	2009	\$1,342
Repairs to auto shop air handler, replaced receiver controller and sensor	2009	\$1,497
Noisy bearings in Fitness Room 100, replaced blower wheels and bearings	2009	\$1,511
Supply and install three new magnetic door hold devices to fire alarm	2009	\$1,554
Computer tech room cold: replaced bearings, pulleys, bushings	2009	\$1,586
Supply all lab and mat to repair exterior concrete column and repair interior wall board	2009	\$1,852
Performed repairs to the autoshop air handling system, incl replacement of defective motor, pulley and starter	2009	\$2,140
Repair dishwasher boiler, replaced gas valve, flow switch, bearing assembly and gaskets	2009	\$2,285
Replace condensing unit	2009	\$4,963
JE 2010-09-JEU-27: Reallocate Autoshop Doors expense	2009	-\$6,049
New asphalt for front/rear parking lots and new line painting, new curbs	2010	\$125,000
Doors / frames	2010	\$5,000
Eye wash stations required per Ministry regulations for school (general areas).	2010	\$3,000
New sink requested. New cupboard required to hold sink.	2010	\$5,000
Asphalt track replacement.	2010	\$250,000
Domestic Hot Water storage tank ACM removal	2010	\$8,684
Install booster heater	2010	\$2,364
Emergency lighting repairs	2010	\$2,074
Repairs sunken areas of field	2010	\$3,065
Group relamping	2011	\$15,000
Cross connection control equipment required as per Halton By-law 157-05	2011	\$5,000
Replace damaged asphalt	2011	\$60,000
Repair playing field sod	2011	\$50,000
Chimney masonry	2012	\$30,000
Carpet is beyond repair. FOS funds not sufficient	2012	\$17,000
PA system so poor that lock downs become dangerous as messages not heard	2012	\$30,000
PA system so poor that lock downs become dangerous as messages not heard	2013	\$30,000
Carpet is beyond repair. FOS funds not sufficient	2013	\$17,000
Chimney masonry	2013	\$30,000
Painting and cabinets	2013	\$5,637
Locker replacement required due to extensive damage.	2015	\$40,000
Unit ventilator Replacement	2015	\$36,000
Renovate Washrooms and Replace plumbing/fixtures.	2015	\$300,000
<b>Total cost of 10-yr of completed renewal projects</b>		<b>\$4,811,738</b>

## SIP 1.6.1—History of Facility Improvements

### Burlington Central HS

Description	School Year	Cost
The frame on the large window above the Baldwin Street Aud entrance is rotted	2004	\$10,000
The east lane that serves Central Public and BCHS needs to be repaved and widened	2004	\$15,000
Roof access-fall prevention.	2004	\$1,000
Kitchen Hood and Exhaust System Access	2004	\$20,000
Kitchen venting/exhaust upgrade.	2004	\$30,000
Vent pipe.	2004	\$25,000
Distribution system Repairs and Upgrade	2004	\$10,000
Fluorescent Group Re-lamping Progam	2004	\$25,000
Supply and install window film.	2004	\$2,701
Painting of 2nd floor Girls and Boys Washrooms.	2004	\$435
Paint the centre staircase and hall to the library.	2004	\$1,717
Painted west gym, north, central stairwells, repaired drywall and painted classrooms	2004	\$11,180
Paint the weight room.	2004	\$1,969
Repair concrete/tile in the boys washroom.	2004	\$1,231
Science lab outdated and unsafe. Cannot support program.	2005	\$150,000
Below the blue and gold lines-chipped	2005	\$3,500
Painting of gym wall.	2005	\$2,440
2-stats to be replaced.Installed new stat guards,motor,starter switch,overload.	2005	\$1,850
Battery units install in interior classrooms and egress corridor.	2005	\$1,000
Gym floor resurfacing.	2005	\$10,633
PA Replacement	2005	\$35,000
Three stainless steel table tops fabricated and installed.	2005	\$3,075
Replace original 1940's cupboards in Family Studies (#102) room. Bring up to modern standards.	2005	\$39,000
Drapery replacement	2005	\$1,539
619 lockers painted. 160 new lockers installed.	2005	\$10,070
Replaced traps,repared toilets,repared faucets,repared coil & pump.	2005	\$3,900
Repaired heating pump,replaced air vents,replaced circ.pump motor,snaked drains	2005	\$3,118
Repaired 2 toilets in girls washroom,repared toilet in staff rm., changed flush valve in boys w/r	2005	\$3,914
Replace Cushion Tank.	2005	\$5,000
Replaced heating pump motor and bearing assembly 3rd floor fan room.	2005	\$1,710
Repairs to change room exhaust fan.New motor,starter switch,overloads,belt guard.	2005	\$1,261
Check of low temp and flame. Honeywell aquastat, Johnson Stat and stat wire.	2005	\$1,091
New ducting for lab cabinets.	2005	\$2,525
Installed one fire shutter and hardware.	2005	\$4,137
Repairs to west courtyard side exit door.	2005	\$1,717
Table tops/kitchen. Sanded wood on old tops, installed new tops.	2005	\$3,075
Dishwasher repair,thermostat replacement on steam table unit and one new heater element.	2005	\$1,494
Window Replacement	2005	\$29,659
Roof Replacement	2005	\$416,298
Boiler Replacement	2005	\$274,177

Continued on next pg...

## SIP 1.6.1—History of Facility Improvements

### Burlington Central HS

Description	School Year	Cost
Gym A/B was not resurfaced when C was	2006	\$10,000
The floor tiles on the third floor are asbestos and are lifting/cracking/deteriorating	2006	\$20,000
VCT tiles on 3rd floor halls, vinyl base & mat.	2006	\$2,090
VCT tiles and Vinyl base	2006	\$6,717
Install new wood trim, skim coat V.C.T, and remove wax from V.C.T	2006	\$5,972
Install steel plate and new rubber stair treads - re-skim with masonry mix	2006	\$10,144
Stairs are in need of renovation; no ramp access	2006	\$50,000
Remove stair treads and install steel plates and new rubber stair treads with rise cover	2006	\$12,694
Move/shorten drapes, new IBeam track	2006	\$3,036
To build outdoor shed	2006	\$1,265
Back & Football Field 5 yards of 3/4	2006	\$295
Granular A, 9 yards delivered	2006	\$466
Install steel sheets	2006	\$328
Replace boys washroom plumbing fixtures	2006	\$1,512
New motor boiler #1	2006	\$2,062
Repairs to boiler room, mens staff & boys tech wing	2006	\$1,133
Install cleanout into vent line for drinking fountains in cafeteria;new roof drain in girls	2006	\$439
Replaced damaged fans on aaf units	2006	\$1,153
Installation of new thermostat, modulating kit & cover.	2006	\$1,468
Replaced heating pump in boiler room.	2006	\$1,208
No heat in small gym	2006	\$1,031
No heat in music room	2006	\$1,884
No heat in room 206, materials replaced	2006	\$2,421
Motor and base replacement in auto shop.	2006	\$1,291
Replace blower assembly on entrance heater	2006	\$1,220
VCT Flooring replacement.	2006	\$2,487
VCT Flooring replacement.	2006	\$2,511
Repairs to auditorium lighting.Pot lights and all fluorescent fixtures.	2006	\$1,040
Install fire alarm operated door retainer magnets on wall;repairs to lighting & switching	2006	\$1,077
The existing outdoor storage shed is literally falling down.	2006	\$10,000
The remainder of the windows replaced.	2006	\$150,000
Replace caulking at expansion joints and windows.	2006	\$72,600
Repair masonry mortar joints.	2006	\$90,750
Perform asbestos ceiling abatement and re-instatement	2007	\$7,844
Perform asbestos ceiling abatement and re-instatement as per tender - June 12th	2007	\$23,232
The intermediate music room needs ot be located in the intermediate area.	2007	\$20,000
The third floor washrooms are 85 years old!!	2007	\$10,000
The 2nd floor washrooms have no access and are unsightly - 85 years old!	2007	\$10,000
Install drapery/blinds - school	2007	\$1,331
Install drapery/blinds - various locations	2007	\$897

Continued on next pg...

## SIP 1.6.1—History of Facility Improvements

Burlington Central HS

Description	School Year	Cost
Supply and install rollershades	2007	\$2,377
Supply and install VCT flooring	2007	\$1,367
Hardwood flooring in 3rd floor office	2007	\$799
Install new receptacle	2007	\$152
Installed shut-off valves and check valves on 3 bradleys in gym wing	2007	\$1,399
Removed section of galvanized and copper water lines and replaced with new copper.	2007	\$2,442
Noisy pump; replaced seal bearing assembly & coupling	2007	\$1,028
Boilers not working. Replaced pilot burner assemblies & starter.	2007	\$1,914
To replace exhaust fan.	2007	\$1,728
Various problems with rooms being too cold. Install control valve and motor.	2007	\$2,494
Replaced motor and blower wheels	2007	\$1,306
Various repairs.	2007	\$927
Replaced flange and pump housing tech wing; replaced bearing assembly 2nd floor mech room	2007	\$1,111
Replace air compressors; various other repairs	2007	\$1,076
Refrigeration not cold enough - defective compressor	2007	\$2,203
Display case not cold enough. Install water cooled condensor	2007	\$2,530
Relocate intermediate music room to music room wing	2008	\$185,000
Room 306 floor is lifting exposing asbestos tiles.	2009	\$5,000
Security Panel System Replacement and GSM Cellular Set-up: 2010 Phase-1	2009	\$4,000
Too cold	2009	\$1,003
Too hot, replaced sensor and control	2009	\$1,378
Serviced A/C	2009	\$1,048
Various door repairs, paint, etc - as per Fire Dept Inspection Report (part of multiple invoice project)	2009	\$310
Various door repairs, paint, etc - as per Fire Dept Inspection Report (part of multiple invoice project)	2009	\$444
Various door repairs, paint, etc - as per Fire Dept Inspection Report (part of multiple invoice project)	2009	\$666
Boilers not working	2009	\$1,012
Supply misc doors and parts	2009	\$1,012
Various door repairs, paint, etc - as per Fire Dept Inspection Report (part of multiple invoice project)	2009	\$1,024
Opened up floor and replaced toilet flange	2009	\$1,145
Replace ignition module on old boiler 1	2009	\$1,176
No heat on 1st, 2nd or 3rd flr stairwells, found 2 pumps not working, unplugged 2 fountains	2009	\$1,183
Supply misc doors and parts	2009	\$1,191
Computer rooms too hot, replaced t-stat, kit and relay	2009	\$1,226
Repairs to lighting in gen l areas, fans, aud. Hall lights, repairs to switching and gym lights	2009	\$1,249
Old boilers not working	2009	\$1,252
Replace freezestat on Auditorium AH unit	2009	\$1,271
Replaced motor - re: shop wing circ pump noisy	2009	\$1,350
Various door repairs, paint, etc - as per Fire Dept Inspection Report (part of multiple invoice project)	2009	\$1,427
Open, clean and check boiler 1	2009	\$1,440
Replaced t-stats and element - re: stage area overheating	2009	\$1,516
Machine Shop too cold and to check air quality in Library	2009	\$1,520
Test and Flow Fire Hose, plus assorted supplies	2009	\$1,642

Continued on next pg...

## SIP 1.6.1—History of Facility Improvements

Burlington Central HS

Description	School Year	Cost
Installed auto flushers on urinals in mens	2009	\$1,665
Repairs to two boilers	2009	\$1,785
Assorted heating repairs	2009	\$1,967
Replaced motor and tstats - various classrooms too cold	2009	\$2,605
Install locking gate on auditorium ladder, install safety cage on third floor fan room ladder and install safety bar on roof latch	2009	\$3,612
Paint kitchen	2009	\$565
Paint Rm. 206 & Student Services rm	2009	\$1,808
Supply & install rollerblinds, draperies and various track components and tracks - Main office, Tech office, Rmd: 206, 125, 213, 215, 217, 219, 231, 233, 327, 304, 308, 127, 129, 133	2009	\$3,626
No blacktop for elementary students. Convert portion of north parking lot to blacktop.	2010	\$12,000
Eye wash stations required per Ministry regulations for school (general areas).	2010	\$3,000
Thru-wall installation at 2nd floor science wing to tie-in along library wall (200' length)	2010	\$100,000
Replace deteriorating sound boards	2010	\$15,000
Replaced pump amd actuator troubleshooting for no heat	2010	\$2,378
Replaced pulley, belts and heater elements	2010	\$2,926
Temp. roof repairs	2010	\$1,779
Temp repairs to roof area (leak in auto shop)	2010	\$1,805
Applied temp sealant to splits re: ceiling leak	2010	\$1,812
Completed core samples of roofing (east wall)	2010	\$1,867
Roof repairs leaks in rooms 150 and 152	2010	\$9,746
Concrete repairs at front walkway	2010	\$1,635
Remove existing roof top air conditioning install new compressors	2011	\$4,625
Window/door/canopy system replacement-Auditorium entrance and misc. doors	2011	\$75,000
Cross connection control equipment required as per Halton By-law 157-05	2011	\$5,000
Roofing replacement-Section S	2011	\$200,000
Replace seating HDSB \$20K contribution	2011	\$20,000
Group Relamping	2011	\$15,000
Renovate 2 original washrooms (1922) 2nd floor	2011	\$50,000
Renovate boys and girls washroom stall.	2011	\$50,000
Weeds growing through the original rendering it unsafe. The principal has shut it down.	2011	\$300,000
Doors 5 and 6	2012	\$8,000
Repair masonry on walls	2012	\$100,000
Install gas fired make up air units	2012	\$40,000
Main hall floor	2012	\$15,000
Install gas fired make up air units	2013	\$40,000
Main hall floor	2013	\$15,000
Doors 5 and 6	2013	\$8,000
Repair masonry on walls	2013	\$100,000
Ductless AC	2013	\$5,369
<b>Total cost of 10-yr of completed renewal projects</b>		<b>\$3,177,927</b>





## SIP 1.6.1—History of Facility Improvements

Lester B. Pearson HS

Description	School Year	Cost
Partial parking lot.	2004	\$60,000
Roof access-fall prevention.	2004	\$1,500
Replace roof top unit.	2004	\$450,000
Locker bay replacement. Shared cost FOS/program. See FOS listing for remainder of cost.	2004	\$16,100
Priority #4 Extensive water damage.	2004	\$1,500
Locker bay replacement. Shared cost FOS/Program.	2004	\$16,100
Worked with flusher truck to unplug sewer	2004	\$694
Excavated the sanitary sewer and replaced section of pipe, inspected and back filled.	2004	\$4,370
Emergency repairs to prep and room 216. H&S issue in Science Room.	2004	\$4,975
Asphalt Work	2005	\$4,876
S&I new lab exhaust fan.	2005	\$6,077
Steeple Jack.	2005	\$17,252
Require a ramp for access between school & portapack	2005	\$400
Paint peeling & not done in 25 years	2005	\$10,000
Paint has dramatically deteriorated & peeling off walls	2005	\$8,257
Paint is peeling off walls & colour has faded. has not been done in 25 years	2005	\$5,000
Installation of new flooring.	2005	\$3,195
Repairs/upgrades to existing track & drapes	2005	\$2,000
Pruning of trees	2005	\$1,552
Repair refrigerant leak.	2005	\$1,136
Pressure test gas lines and repairs to science rooms.	2005	\$2,011
Ongoing repairs.	2005	\$2,000
Roof Replacement	2005	\$321,993
Installed new dark brown dymonic sealant	2006	\$2,639
Catwalk Structure	2006	\$2,756
Remove asphalt, re-grade area, filled pot holes	2006	\$2,624
The carpet in drama room has deteriorated & is unsafe	2006	\$5,000
Carpet in drama room, vinyl base and metals	2006	\$3,284
Asbestos removal ceiling tile.	2006	\$60,000
Install 2 pairs	2006	\$1,301
paint & supplies	2006	\$358
VCT & vinyl base	2006	\$3,198
VCT & vinyl base	2006	\$2,973
VCT flooring	2006	\$2,864
VCT & Vinyl Base	2006	\$3,309
Remove light and re-locate wiring; install floor joist under decking	2006	\$1,841
Replace faucet,fountain,slop sink faucets	2006	\$1,313

Continued on next pg...

## SIP 1.6.1—History of Facility Improvements

Lester B. Pearson HS

Description	School Year	Cost
Remove old and install new Pneumatic air dryer.	2006	\$2,554
Switches, boxes, low profile threshold installed.	2006	\$2,067
Enclosure of base of portable, installation of one way doors, dress & seed - spring 2007.	2006	\$3,652
Replace roof coverings (all).	2006	\$1,350,000
Replace ventilation fans.	2006	\$30,250
Window Replacement	2007	\$130,000
Install catwalk in cafeteria.	2007	\$150,000
Catwalk Structure; structural engineering	2007	\$538
Catwalk Project - Disbursements.	2007	\$44
Professional Services Catwalk Project - Follow-up/review/discuss.	2007	\$1,601
Catwalk Structural Engineering	2007	\$171
Supply & install draperies - Concordia Chocolate & new I-Beam tracks	2007	\$1,510
Paint a mural & all exterior walls	2007	\$3,871
Supply & install VCT & vinyl base on concrete	2007	\$2,783
Supply & install VCT & Vinyl base on concrete	2007	\$3,029
Repairs to boiler #1.	2007	\$5,263
To replace fire bricks in boiler #3	2007	\$10,262
Exhaust fan #12 is tripping.	2007	\$1,125
Animal habitat under building. Unpleasant odours.	2007	\$2,000
Replace existing atrium windows and repair roof and masonry tie-in	2009	\$100,000
Replace playing field grass 100 x 40 yds wide.	2009	\$40,000
Security Panel System Replacement and GSM Cellular Set-up: 2010 Phase-1	2009	\$4,000
Mechanical folding partition - major repairs per inspection.	2009	\$5,000
EIFS system for cafeteria masonry perimeter due to no through wall flashing.	2009	\$60,000
Eye wash stations required per Ministry regulations for school (general areas).	2010	\$3,000
2011 Group Relamping/Reballasting	2010	\$15,000
Install hydraulic hose and carry out safety tests.	2010	\$3,599
Replace pullies on rooftop units. Repairs to heaters	2010	\$3,645
Skylight replacement	2010	\$1,737
Install exhaust fan replace electrical baseboard heaters	2010	\$6,264
Replace existing rubber gym floor with hardwood	2011	\$70,000
Cross connection control equipment required as per Halton By-law 157-05	2011	\$5,000
Pipe in eyewash station required.	2011	\$7,500
Replace playing fields	2011	\$15,000
Repointing of bricks and ledge to prevent further water damage	2011	\$5,000
<b>Total cost of 10-yr of completed renewal projects</b>		<b>\$3,079,913</b>

## SIP 1.6.1—History of Facility Improvements

M.M. Robinson HS

Description	School Year	Cost
Parking lot.	2004	\$90,000
Extensive repairs over pool roof sections A, D & G	2004	\$110,000
Ventilation required	2004	\$7,790
TSSA compliance repairs	2005	\$3,500
Replace 27.6 KV Insulators.	2005	\$3,467
Repainted lockers on 2 floors (2 coats) front pillars and outside front doors.	2005	\$12,556
Install V.C.T. and Base in 2 classrooms.Level and prep floor in Rm.107.	2005	\$4,759
Replaced cracked fountain on main floor,repaired toilets in boy's & girls w/r's (1st & 2nd fl).	2005	\$2,495
Replaced fountain in gym wing.	2005	\$1,896
Removed heating pump and reinstalled with repairs completed.	2005	\$1,055
Install new high level sump pump alarm switch.New dishwasher booster heater controls.	2005	\$496
Library unit leaking.Replaced suction filter,liquid drier,changed refrigerant.	2005	\$2,771
Gas testing and repairs in science room.	2005	\$1,775
Repair air flow problem to gym and mens washroom.	2005	\$1,381
Repairs to unit. New blower,bearings,belts.	2005	\$2,569
Repairs to stairwell heater.Installed 2 blower assemblies,metal plates,& switch.	2005	\$2,174
Rooftop duct insulation in the pool area.	2005	\$4,226
Repairs to air compressor.	2005	\$1,103
Removed existing high wattage flood and changed for high wattage wall pack per police recomm.	2005	\$546
Boiler Replacement	2005	\$503,952
Install air conditioning in fitness Ctr-gym 4. Cost shared 50%	2006	\$40,000
Asbestos removal (ceiling tile).	2006	\$60,000
Remove asbestos debris above lockers in hallway.	2006	\$15,000
Mechanical folding partition repairs	2006	\$2,500
Repair stage; hardware/drapery	2006	\$2,120
Install ventilation and electrical upgrades	2006	\$2,120
Remove old tile glue down carpet	2006	\$4,876
Remove carpet and Tile. Install new base and tile.	2006	\$2,301
Tile repair	2006	\$2,486
Removal of flooring	2006	\$1,500
RONA - PLY SPR STD	2006	\$323
Removed two heating pump motors, ordered new motors and installed.	2006	\$3,244
Installation of bearings and motor re exhaust fans	2006	\$1,679
Compressor on Carrier Unit changed.	2006	\$6,462
New bypass valve.	2006	\$1,077
Remove and replace suspected mould damaged ceiling tiles in room 106.	2006	\$212
Water damage. System restored, repairs made.	2006	\$4,917
Replace 17 rooftop & 2 central exhaust fans.	2006	\$36,300
Replace the pneumatic control system.	2006	\$50,000
Laneway at east side of school	2007	\$10,000

Continued on next pg...

## SIP 1.6.1—History of Facility Improvements

M.M. Robinson HS

Description	School Year	Cost
Replace Double Entrance Doors on the 2nd floor Mezzanine front and back	2007	\$4,000
Drapes & hardware as discussed	2007	\$2,921
Paint office	2007	\$2,845
Supply labour & material to complete installation of new floor	2007	\$3,952
Install ventilation & electrical upgrades	2007	\$2,038
Supply labour & material to complete installation of drywall	2007	\$6,526
Repaired heating pump in penthouse. Removed pump for repair-unrepairable. Replaced pump motor.	2007	\$1,828
Replaced heating pump; found heating pump completely worn out inside needs replacing	2007	\$2,410
Supply and install custom built replacement three phase panel on 3rd floor.	2007	\$3,150
Refasten handrail into terazzo steps; replace t-bar ceiling tile due to water damage and staining	2007	\$1,932
Replace six hot water circ pumps.	2007	\$16,717
Replace 7 central station AHU's	2007	\$540,079
The double and small gym floors need to be refinished and lines repainted	2008	\$25,000
Exterior Windows with coverings (excludes tech wing)	2009	\$200,000
Window replacement and wall infrastructure reinforcement.	2009	\$75,000
Replace pool parking lot asphalt. Poor condition.	2009	\$35,000
Replace plying field grass 100 x 40 yds.	2009	\$40,000
There are holes in the track which present a safety concern	2009	\$15,000
The walkway outside of Tech Wing is not safe.	2009	\$20,000
The paint is fading in the library.	2009	\$3,000
Paint is peeling in these stairwell.	2009	\$3,000
The library floor has become unsafe because of the number of holes.	2009	\$10,000
Group Relamping	2009	\$20,000
P.A. System upgrade for emergency communication to pool etc.	2009	\$5,000
Security Panel System Replacement and GSM Cellular Set-up: 2010 Phase-1	2009	\$4,000
Repairs to air systems	2009	\$1,080
Unplugged art room sink, unplugged fountain, repaired bradley, repaired slop sink, repaired toilets and repaired urinal drain	2009	\$1,139
Check temp problems in Rms 123 and 125, boiler 3 locking out - replaced t-stat	2009	\$1,172
Pipes vibrating in Room 121, replaced actuator body and fittings	2009	\$1,334
Water leak on DHW boiler, replaced motor and flow switch	2009	\$1,345
Picked up and installed leach pump, removed circ motor for repair	2009	\$1,469
Lighting repairs to gym 1 and 3, fan rm, art rm, library hall, main foyer, theatre	2009	\$1,568
Repairs to lights in machine shop, science hall, high foyer, library high ceiling, cafeteria, gym offices	2009	\$1,615
Replaced bearing assemblies, air vents and pressurized heating system	2009	\$1,844
Heat pump and heating line repair, repaired fountain	2009	\$2,156
Repair existing pneumatic controls for fan F1, replaced conrols, relays, fittings, sensors and guages	2009	\$4,082
Replace faulty 3-way heat injection valve for fan F-1 serving 3rd floor, North wing, replaced valve, gasketts, flange, strainer, screen and bolts	2009	\$6,300
Replaced actuator and diaphragm - re: tech wing overheating	2009	\$1,658
Replacement of Carpet (cost shared with Contractual Renewal budget) (PO 0250003096)	2009	\$7,396

Continued on next pg...

## SIP 1.6.1—History of Facility Improvements

M.M. Robinson HS

Description	School Year	Cost
Paving of East Entrance Laneway (PO 0250003110)	2009	\$4,153
Eye wash stations required per Ministry regulations for school (general areas).	2010	\$3,000
Exterior brick wall rebuild-brick deteriorated, dislodged and spalding.	2010	\$75,000
Rebuild overhead garage door	2010	\$1,808
Roof repairs	2010	\$10,128
Misc mechanical	2010	\$16,183
Replaced motor and bearing assembly pump	2010	\$1,616
Floor repair	2010	\$6,744
Misc electrical repairs as per ESA inspection report	2010	\$2,297
Repair various leaks	2010	\$1,912
The present carpet tis ripping in several areas	2011	\$15,000
Cross connection control equipment required as per Halton By-law 157-05	2011	\$5,000
Roof replacement Section K1 (east side)	2011	\$75,000
Replace playing fields.	2011	\$25,000
Both interior and exterior doors are unsightly, chipped or damaged	2011	\$35,000
Replace elevator	2011	\$500,000
Replace synthetic track surface and update entry gate for accessibility	2011	\$150,000
Replace DHW boiler and dhw/dcw pumps	2012	\$120,000
Asphalt, Tennis Court & Fence plus associated grounds are deteriorating and unsafe	2012	\$65,000
Install gas fired make up air units	2012	\$40,000
Remodel the room, using existing shelving, to accomodate program delivery	2012	\$5,000
Replace library roof sections I and J	2012	\$100,000
Asphalt, Tennis Court & Fence plus associated grounds are deteriorating and unsafe	2013	\$65,000
Replace library roof sections I and J	2013	\$100,000
Replace DHW boiler and dhw/dcw pumps	2013	\$120,000
Install gas fired make up air units	2013	\$40,000
Remodel the room, using existing shelving, to accomodate program delivery	2013	\$5,000
<b>Total cost of 10-yr of completed renewal projects</b>		<b>\$3,671,025</b>

## SIP 1.6.1—History of Facility Improvements

Nelson HS

Description	School Year	Cost
Partial parking lot.	2004	\$60,000
Replace wooden structure and 750KVA Outdoor Transformer	2004	\$70,000
Lighting is poor in the school entrance	2004	\$10,000
Vertical blinds in main office area.	2004	\$1,143
Carpet and tile main office, meeting room and halls within.	2004	\$13,485
VCT flooring in staff men's washroom.	2004	\$755
Staff flooring in coat room. Replaced.	2004	\$852
Install exhaust system in photo lab.	2004	\$5,474
Complete TSSA repairs installed BX mount mount stand, control box, probes and upgrades.	2004	\$7,457
Repair exhaust fan ducting.	2005	\$9,611
Roof top exhaust fan replacement.	2005	\$10,058
Masonry and concrete structural column repairs.	2005	\$10,000
Paint Rms. 101,103,105,106,108,113,119 & 120.	2005	\$10,995
Replace existing tile with new tile.	2005	\$4,833
Pressure test and repairs to gas lines in science rooms.	2005	\$1,875
Window Replacement	2005	\$518,928
Boiler Replacement	2005	\$501,351
Repaire sleeper supports and wall flashing leak	2006	\$1,863
Asbestos removal ceiling tile	2006	\$60,000
Replace deteriorated secondary term + damaged interlock assembly on 5kv switchgear	2006	\$10,000
New drywall for room. 2 coats, 1 primer & 1 finish	2006	\$1,823
Bleacher replacement project	2006	\$235,000
Renovate the math office, room 208, drama and art room on 1st floor	2006	\$30,608
Concordia Black side drapes and new drama room exterior	2006	\$1,887
Supplied and installed 14 curbs.	2006	\$1,707
Install 14 curbs.	2006	\$1,707
Replaced exhaust fan in kitchen.	2006	\$1,387
Auto shop fume hood,new motor,pulley,starter switch.	2006	\$1,158
Install guard & extensions on exhaust fan 2nd floor	2006	\$1,285
Install new compressor, refrigerant, pressure controls	2006	\$5,316
Installation of new thermostat and power diaphram.	2006	\$1,313
Air movement poor in library.Installation of motor actuator.	2006	\$2,264
3way valve heating problem	2006	\$1,038
Installed new mod kit and thermostat.need new rod valve	2006	\$1,590
Installation of new motor,pulley, starter switch.	2006	\$1,158
Exhaust fans repaired in Science Rooms.	2006	\$1,113
Replaced steam trap on air handler unit 2nd floor	2006	\$1,460
Installation of igniton control and pilot assembly air unit for kitchen	2006	\$1,097
Asbestos check.	2006	\$1,415
Emergency lighting repairs.	2006	\$1,042

Continued on next pg...

## SIP 1.6.1—History of Facility Improvements

Nelson HS

Description	School Year	Cost
Door replacement.Threshold,panic bar,weatherstripping,set of ball bearing hinges and closers.	2006	\$3,933
Replaced door,frame,weather stripping,push plate,pull handle,threshold.	2006	\$5,018
Replaced hollow metal door,frame,weatherstrip,brush sweep,closer,surface bolts.	2006	\$1,083
Install hollow metal door & frame complete with hardware.	2006	\$1,781
Install hollow metal door & frame complete with hardware.	2006	\$1,781
Install hollow metal frame,door,weatherstrip,brush sweep,threshold,closer and panic bar.	2006	\$1,539
Partial replacement of roof.	2006	\$1,500,000
Replace ventilation fans.	2006	\$60,500
Replace spalling & deteriorating bricks on both chimney's.	2006	\$60,000
Heat exchanger and valve replacement.	2007	\$20,000
Temperature control modifications.	2007	\$4,000
Outdoor scoreboard replacement	2007	\$40,000
Replace interlock assembly and secondary cable terminations	2007	\$8,745
Install new Forbo marmoleam vinyl to c/w lift and disposal of existing carpet	2007	\$9,103
Replace existing cameras with VDC455	2007	\$4,610
Install video display system for cafeteria	2007	\$6,185
To adjust water levels. Replaced head mechanism.	2007	\$2,477
Stripped and cleaned peeling paint in the mens washroom and painted ceiling	2007	\$1,570
Clean and flush boilers and condensate tank.	2007	\$1,597
Various repairs	2007	\$1,350
Installed accumulator, coupling & crankcase heater. Charged system with refrigerant.	2007	\$1,421
Music Room M1-no air going into room.	2007	\$1,005
No air going into room. Installed new belts.	2007	\$1,005
Respond to emergency call regarding arching condition on entrance; temp. repairs	2007	\$2,539
Scoreboard; engineers stamped drawings and site inspection	2007	\$709
Electric door replacement	2007	\$15,016
Playing field has not been maintained. Artificial turf should be considered	2009	\$500,000
Replace 3-dry type single phase transformers.	2009	\$30,000
Insulate primary high voltage switch protection.	2009	\$5,000
Replace substation fence posts and replace grounding system.	2009	\$8,000
Security Panel System Replacement and GSM Cellular Set-up: 2010 Phase-1	2009	\$4,000
Investigate smell in central office area, replaced diaphragm	2009	\$1,031
Office rooftop unit has no heat, replaced ignitors, switch, bracket and sensor	2009	\$1,101
Replaced bearing and coupling on SF 1 circ pump	2009	\$1,123
Repaired sections of hot water heating lines, picked up materials and began connecting coil in incinerator room	2009	\$1,190
Removed low water cut off and installed new one, Had electricians run new wire, ran and tested boiler	2009	\$1,424
Replaced 3 remaining shower valves in boys shower room, repaired fountain on 2nd flr	2009	\$1,564
Emergency Lighting repairs as per Annual Inspection	2009	\$1,777
Replaced t-stat, cover and transducer - re: too hot in staff room and rm. 203	2009	\$1,898
Installed coil in air handling unit in incinerator room	2009	\$2,072

Continued on next pg...



## SIP 1.6.1—History of Facility Improvements

Nelson HS

Description	School Year	Cost
Repairs to library and gym Honeywell BAS units	2009	\$2,377
Check boilers for TSSA repairs, replaced steam valves	2009	\$2,930
Respond to emergency call regarding single phase condition, arranged ESA inspection	2009	\$3,153
MUA leaking on gym floor, replaced coil, pipe, fittings	2009	\$5,974
Rubber Flooring - Gym (PO 0310005010)	2009	\$11,333
Eye wash stations required per Ministry regulations for school (general areas).	2010	\$3,000
Excavate and repair pipe repave large sink hole	2010	\$3,014
Install new door holders	2010	\$1,517
Misc mechanical	2010	\$20,555
Misc electrical repairs	2010	\$3,663
Repairs per annual inspections	2010	\$3,255
Hallway windows leaking	2010	\$1,668
Exterior door and frame system replacement	2011	\$30,000
Group relamping	2011	\$15,000
Cross connection control equipment required as per Halton By-law 157-05	2011	\$5,000
Replace playing field lights. City of Burlington to pay 50%.	2011	\$125,000
Repair playing field fencing	2011	\$5,000
Replace office HVAC unit	2011	\$25,000
Cut and prune trees and bushes around playing field adjacent to city buildings.	2011	\$5,000
Roof replacement Section 601	2011	\$10,000
Replace Hot Water Boilers	2012	\$55,692
Address safety issues on system running tracks	2012	\$20,000
Address safety issues on system running tracks	2013	\$20,000
Replace Hot Water Boilers	2013	\$55,692
Roller blinds	2013	\$9,074
Replace existing exterior windows and renovate building envelope.overhead courtyard.building link	2015	\$100,000
Design consultant to prep for 2017 construction. Nelson Stadium agreement.	2015	\$25,000
<b>Total cost of 10-yr of completed renewal projects</b>		<b>\$4,489,092</b>

## SIP 1.6.1—History of Facility Improvements

Robert Bateman HS

Description	School Year	Cost
Emergency Repair of Boiler.	2004	\$34,518
Special Ed project as per Brenda K.	2004	\$27,000
Paint doors and frames Main Entrance,Corridors,Office,Stairwell.	2004	\$18,776
6 Fresnel and 6 Licko lights for stage.	2004	\$6,650
PA Replacmeent	2004	\$12,000
Deployment of Existing Cameras to Accommodate H.S. Amalgamation Expansion	2004	\$5,000
Changed filters on units in suspected asbestos areas.	2005	\$3,788
Renovation of Staff Work Room.	2005	\$22,914
Running Track replacement.	2005	\$200,000
Roof access-fall prevention.	2005	\$16,000
Roof Replacement.	2005	\$3,067
Replace floor tiles in main corridor.	2005	\$15,000
Replace entire roof.	2006	\$1,500,000
Replace boilers	2006	\$200,000
Water leaks repaired.	2006	\$1,483
Install 9000 hour service pack as compressor not working in shop	2006	\$2,613
Install 2 new thermostats in shop wing	2006	\$2,457
Checking equipment doing asbestos	2006	\$1,415
Extra work to do asbestos filters	2006	\$1,585
Install new venter motor re make up air #2 not working	2006	\$1,066
Extra charge due to asbestos during filter change	2006	\$456
Repairs to lighting,low voltage switching relays.Remount PA speaker.	2006	\$1,047
Install VCT & carpet	2006	\$4,897
Gym sound system and TV's for cafeteria	2006	\$12,537
Renovate room 202 A&B as per quote	2006	\$9,413
Extensive repairs	2006	\$100,000
Paving North Parking lot, Fencing around the track area; emergency vehicles accessetc.	2006	\$100,000
Outdoor play centre improvements for day care	2006	\$49,820
Repairs to deteriorating memberbrane on Sections C and J	2006	\$2,436
Roofing project	2007	\$31,774
Boiler Repairs.	2007	\$2,970
Replace washroom exhaust fan, installed new roof exhaust fan.	2007	\$1,949
Replace gas valves as per service report.	2007	\$1,326
To clean entrance heaters	2007	\$1,015
To replace speed controller.	2007	\$1,417
Replaced coolant filter, air filter, cartridge element & has spring & took oil sample for analysis	2007	\$1,559

Continued on next pg...

## SIP 1.6.1—History of Facility Improvements

Robert Bateman HS

Description	School Year	Cost
To replace condensor fan motor on office unit. Installed motor, base, and pulley.	2007	\$1,418
Replace CO sensors; install and replace CO detector in shop.	2007	\$2,574
Change type 2 asbestos filters.	2007	\$1,365
Asbestos filter change. Replaced filters as required.	2007	\$2,256
Fasten all tables permanently; 38 metal flange mounting brackets	2007	\$1,272
Replace seal hinge assemblies	2007	\$1,056
Replace doors and frames that were rotten	2007	\$4,809
Replace broken brick on roof, approx. 25 pieces, different locations; remove all debris from site	2007	\$1,029
Kitchen coutertops; supply labour and material to replace existing countertops with p/lam	2007	\$6,090
Remove old flooring & install new carpeting	2007	\$4,511
Gym area, Rm 123, special needs rm.; install outlets and power poles.	2007	\$1,313
Supply labour & materials to install lwr & upr comp station millwork, paint room	2007	\$10,201
Extra asphalt work required from previous years work	2007	\$72,345
Fence Allowance	2007	\$7,950
Provide Traffic Operational Review	2007	\$717
Professional Services; PO#16985	2007	\$83
Cut-in on New Street for bus/car drop off and pick up	2008	\$150,000
Retrofit gym storage as cardio fitness centre	2008	\$10,000
Security Panel System Replacement and GSM Cellular Set-up: 2010 Phase-1	2009	\$4,000
Replace pool area doors.	2009	\$15,000
Replace fire damaged brick , re-paint & replace missing brick. Seal masonry joints & fenestrations	2009	\$75,000
Eye wash stations required as per Ministry regulations for school (general areas)	2010	\$3,000
Roof replacement pool wing mezzanine and mtg. room roof. (1969)	2010	\$75,000
Address safety issues on systems running tracks	2013	\$10,000
Roof Top Ductwork - Replace roof top mechanical ductwork weatherproofing	2013	\$50,000
Renovate weight room and remove storage cupboards	2013	\$30,000
Group relamping	2013	\$15,000
Modernization of elevator control panel	2013	\$50,000
<b>Total cost of 10-yr of completed renewal projects</b>		<b>\$3,003,937</b>

## SIP 1.6.5—Projected Facility Renewal Needs

Aldershot HS

Revised: Jan 24, 2017

Category	Requirement Description	Priority	Action Year	Requirement Cost
Major Repair	Parking Lots - Staff parking and rear entrance road	9 - Not time critical	2014	\$ 325,666
Major Repair	Exterior Walls - Brickwork Repair	1 - Year one	2012	\$ 174,025
Major Repair	Exterior Walls - Original Building Chimney	9 - Not time critical	2012	\$ 42,432
Major Repair	Exterior Walls Caulking	1 - Year one	2011	\$ 50,918
Major Repair	Roadways - Elementary play ground	1 - Year one	2012	\$ 55,162
<b>Total major repair requirements</b>				<b>\$ 648,203</b>
Replacement	Heating water distribution systems Renewal	2 - Year two	2012	\$ 1,124,453
Replacement	Exhaust Systems Renewal	2 - Year two	2012	\$ 43,680
Replacement	Partitions - Gymnasium Renewal	3 - Year three	2013	\$ 95,435
Replacement	Main Switchboards Renewal	3 - Year three	2013	\$ 152,640
Replacement	Lighting Equipment - Original Building Cafeteria Renewal	2 - Year two	2012	\$ 40,093
Replacement	Exhaust Systems - Dust collector Renewal	3 - Year three	2013	\$ 93,600
Replacement	Domestic Water Distribution - DHW Storage Renewal	3 - Year three	2013	\$ 49,872
Replacement	Floor Finishes Renewal	2 - Year two	2012	\$ 37,077
Replacement	Exterior Walls - Painting concrete on structure Renewal	2 - Year two	2012	\$ 111,386
Replacement	Auxiliary Equipment - Heating Pumps Renewal	3 - Year three	2013	\$ 30,000
Replacement	Ceiling Finishes Renewal	2 - Year two	2012	\$ 71,229
Replacement	Domestic Water Distribution Renewal	3 - Year three	2013	\$ 406,300
Replacement	Solid Doors - External Renewal	1 - Year one	2011	\$ 18,720
Replacement	Plumbing Fixtures - Original Building student washrooms and gym changing rooms Renewal	2 - Year two	2012	\$ 117,000
Replacement	Fittings Renewal	2 - Year two	2012	\$ 36,067
Replacement	Standpipe Systems Renewal	3 - Year three	2013	\$ 178,216
Replacement	Exterior Walls _ Vinyl siding Renewal	2 - Year two	2012	\$ 53,734
Replacement	Floor Finishes - Administration area Renewal	3 - Year three	2013	\$ 11,200
Replacement	Interior Doors - Addition 2 Renewal	2 - Year two	2012	\$ 10,400
Replacement	Controls & Instrumentation - Building Automation System Renewal	3 - Year three	2013	\$ 509,196
<b>Total replacement requirements</b>				<b>\$ 3,190,298</b>
Study	Domestic Water Distribution	9 - Not time critical	2012	\$ 10,608
Study	Standpipe Systems	9 - Not time critical	2012	\$ 10,608
Study	Heating water distribution systems	1 - Year one	2003	\$ 10,400
Study	Main Switchboards	9 - Not time critical	2012	\$ 10,608
<b>Total study requirements</b>				<b>\$ 42,224</b>
<b>Total requirements at facility (Last updated: December 9, 2016)</b>				<b>\$ 3,880,725</b>

### Ministry of Education Assessment Year: 2011

Data based on a comprehensive list of outstanding renewal requirements assessed by the Ministry of Education. The assessment is used as a tool by the Board to determine the priority and timeline of projects. The Board determines when to complete projects based on its own assessment of priority and needs across all facilities in the Board and availability of funding. The projects indicated above have not been completed as of December 9, 2016, and are expected to be undertaken over the next 5 years.

## SIP 1.6.5—Projected Facility Renewal Needs

Burlington Central HS

Revised: Jan 24, 2017

Category	Requirement Description	Priority	Action Year	Requirement Cost
Major Repair	Wall Finishes - Classrooms	2 - Year two	2014	\$ 106,080
Major Repair	Fittings - Auditorium Seating	9 - Not time critical	2013	\$ 159,120
Major Repair	Wall Finishes - Other Rooms	2 - Year two	2014	\$ 212,160
Major Repair	Interior Stair Construction	2 - Year two	2014	\$ 21,216
Major Repair	Exterior Windows	1 - Year one	2012	\$ 31,824
Major Repair	Wall Finishes - Corridors	3 - Year three	2015	\$ 137,904
Major Repair	Floor Finishes - Washrooms	2 - Year two	2014	\$ 53,040
Major Repair	Roadways	9 - Not time critical	2015	\$ 68,952
Major Repair	Standard Foundations - Reinforced Concrete	1 - Year one	2012	\$ 21,216
<b>Total major repair requirements</b>				<b>\$ 811,512</b>
Replacement	Exhaust Systems - Lab Extract Renewal	2 - Year two	2012	\$ 18,720
Replacement	Pedestrian Paving Renewal	2 - Year two	2012	\$ 79,594
Replacement	Ceiling Finishes - Washrooms Renewal	2 - Year two	2012	\$ 26,486
Replacement	Fittings - Student Lockers Renewal	3 - Year three	2013	\$ 63,648
Replacement	Fencing & Gates Renewal	5 - Year five	2015	\$ 116,405
Replacement	Lighting Equipment Exit Lights Renewal	2 - Year two	2012	\$ 31,559
Replacement	Fire Protection Specialties - Fire Extinguishers Renewal	3 - Year three	2013	\$ 10,400
Replacement	Lighting Equipment - Emergency Lighting Renewal	2 - Year two	2012	\$ 44,800
Replacement	Domestic Water Distribution Renewal	3 - Year three	2013	\$ 459,127
Replacement	Terminal & Package Units Renewal	3 - Year three	2013	\$ 212,160
Replacement	Auxiliary Equipment Renewal	1 - Year one	2011	\$ 17,000
Replacement	Heating Water Distribution Systems Renewal	2 - Year two	2012	\$ 806,174
Replacement	Floor Finishes - Corridors Renewal	5 - Year five	2015	\$ 212,185
Replacement	Exterior Doors - Original Building Renewa	8 - Year three SPW	2020	\$ 59,280
Replacement	Secondary = Main Distribution Renewal	2 - Year two	2012	\$ 148,512
Replacement	Sport Fields Renewal	2 - Year two	2012	\$ 243,984
Replacement	Air Handling Units - Administration AC Unit Renewal	3 - Year three	2013	\$ 23,340
Replacement	Exterior Doors Renewal	2 - Year two	2012	\$ 81,120
Replacement	Controls & Instrumentation - Building Automatic Controls Renewal	2 - Year two	2012	\$ 509,196
Replacement	Air Handling Units - Library AC Renewal	3 - Year three	2013	\$ 50,918
Replacement	Public Address Systems Renewal	2 - Year two	2012	\$ 84,867
Replacement	Standpipe Systems Renewal	5 - Year five	2015	\$ 90,169
Replacement	Roof Coverings Renewal	2 - Year two	2012	\$ 1,941,319
Replacement	Special Mechanical Systems - Dust Collector Renewal	3 - Year three	2013	\$ 120,941
Replacement	Fittings - Washroom Partitions Renewal	3 - Year three	2013	\$ 76,378
Replacement	Wall Finishes - Gymnasium Renewal	1 - Year one	2011	\$ 21,180
Replacement	Lighting Equipment General - Interior Lighting Renewal	2 - Year two	2012	\$ 601,454
Replacement	Ceiling Finishes - Corridors Renewal	2 - Year two	2012	\$ 74,285
Replacement	Air Distribution, Heating & Cooling Renewal	3 - Year three	2013	\$ 265,255
Replacement	Exhaust Systems - Workshop Extract Renewal	3 - Year three	2013	\$ 18,720
Replacement	Landscaping Renewal	3 - Year three	2013	\$ 42,435
Replacement	Floor Finishes - Other Rooms Renewal	3 - Year three	2013	\$ 15,868
Replacement	Fittings - Fittings and Equipment Renewal	4 - Year four	2014	\$ 106,080
Replacement	Floor Finishes - Classrooms Renewal	2 - Year two	2012	\$ 238,636
Replacement	Interior Doors Renewal	4 - Year four	2014	\$ 160,160
Replacement	Ceiling Finishes - Other Areas Renewal	4 - Year four	2014	\$ 58,378
Replacement	Parking Lots Renewal	8 - Year three SPW	2021	\$ 142,897
Replacement	Plumbing Fixtures Renewal	2 - Year two	2012	\$ 278,000
Replacement	Ceiling Finishes - Classrooms Renewal	2 - Year two	2012	\$ 148,492
<b>Total replacement requirements</b>				<b>\$ 7,700,122</b>
Study	Distribution Systems - Heated Water Distribution Systems	8 - Year three SPW	2011	\$ 10,608
Study	Distribution Systems - Air Distribution, Heating & Cooling	9 - Not time critical	2012	\$ 10,608
Study	Domestic Water Distribution - Pipes and Fittings	1 - Year one	2003	\$ 10,400
Study	Exterior Windows	1 - Year one	2011	\$ 15,912
Study	Standpipes	9 - Not time critical	2014	\$ 10,608
Study	Electrical Service and Distribution - Secondary Transformer	8 - Year three SPW	2011	\$ 13,260
<b>Total study requirements</b>				<b>\$ 71,396</b>
<b>Total requirements at facility (Last updated: December 9, 2016)</b>				<b>\$ 8,583,030</b>

### Ministry of Education Assessment Year: 2011

Data based on a comprehensive list of outstanding renewal requirements assessed by the Ministry of Education. The assessment is used as a tool by the Board to determine the priority and timeline of projects. The Board determines when to complete projects based on its own assessment of priority and needs across all facilities in the Board and availability of funding. The projects indicated above have not been completed as of December 9, 2016, and are expected to be undertaken over the next 5 years.

## SIP 1.6.5—Projected Facility Renewal Needs

Dr. Frank J. Hayden SS

Revised: Jan 24, 2017

Category	Requirement Description	Priority	Action Year	Requirement Cost
Replacement	G2050 - Landscaping	5 - Year five	2018	\$ 74,567
Total replacement requirements				\$ 74,567
Total requirements at facility (Last updated: January 11, 2017)				\$ 74,567

### Base year for renewal needs (time of construction): 2013

Renewal needs were determined through an asset management system and is based on the life expectancy of each building component. The assessment is used as a tool by the Board to determine the priority and timeline of projects. The Board determines when to complete projects based on its own assessment of priority and needs across all facilities in the Board and availability of funding. The projects indicated above have not been completed as of January 11, 2017, and are expected to be undertaken over the next 5 years. The Ministry of Education has not assessed this facility.

## SIP 1.6.5—Projected Facility Renewal Needs

Lester B. Pearson HS

Revised: Jan 24, 2017

Category	Requirement Description	Priority	Action Year	Requirement Cost
Major Repair	Fixed Partitions - Entire Building	2 - Year two	2015	\$ 26,520
Major Repair	Wall Finishes – Ceramic Wall & Floor Tiles - Original Building	1 - Year one	2014	\$ 31,824
Major Repair	Other Roofing - Skylight	1 - Year one	2014	\$ 10,608
Major Repair	Exterior Walls - Brick Walls - Original Building	4 - Year four	2017	\$ 10,608
Major Repair	Other Walks, Steps & Terraces - Concrete Curbs - Site	2 - Year two	2015	\$ 10,608
Major Repair	Partitions - Movable Partitions - Gymnasium	4 - Year four	2017	\$ 21,216
Major Repair	Retaining Walls - Wooden Retaining Wall - Site	1 - Year one	2014	\$ 10,608
Major Repair	Floor Finishes - Terrazzo - Original Building	4 - Year four	2017	\$ 10,608
<b>Total major repair requirements</b>				<b>\$ 132,600</b>
Replacement	Domestic Water Distribution - Piping Systems Renewal	5 - Year five	2017	\$ 595,136
Replacement	Lighting Equipment - Exit Renewal	2 - Year two	2014	\$ 33,415
Replacement	Lighting Equipment - Interior Renewal	3 - Year three	2015	\$ 496,454
Replacement	Other Communications & Alarm Systems - Information Technology Renewal	2 - Year two	2014	\$ 106,078
Replacement	Interior Doors - Original Building Renewa	6 - Year one SPW	2018	\$ 89,440
Replacement	Exterior Doors - Original Building Renewa	6 - Year one SPW	2018	\$ 43,680
Replacement	Lighting Equipment - Emergency Renewal	2 - Year two	2014	\$ 68,954
Replacement	Other Special Mechanical Systems - Dust Collector Renewal	4 - Year four	2016	\$ 50,000
Replacement	Fittings - Millwork - Original Building Renewal	5 - Year five	2017	\$ 302,328
Replacement	Lighting Equipment - Exterior Renewal	2 - Year two	2014	\$ 10,000
Replacement	Plumbing Fixtures - Original Building Renewa	2 - Year two	2014	\$ 210,000
Replacement	Floor Finishes - Painted/Sealed Concrete Floor - Original Building Renewa	4 - Year four	2016	\$ 15,907
Replacement	Exterior Doors - Entire Building Renewa	4 - Year four	2016	\$ 99,840
Replacement	Floor Finishes - Carpeting - Entire Building Renewa	2 - Year two	2014	\$ 249,302
Replacement	Wall Finishes - Paint Wallcovering - Entire Building Renewa	2 - Year two	2014	\$ 259,910
Replacement	Roof Coverings - Original Building (Roof Sections #102, #103, #104, #201, and #401) Renewal	5 - Year five	2017	\$ 556,938
Replacement	Air Handling Units - Original Building Renewa	5 - Year five	2017	\$ 114,240
Replacement	Fittings - Washroom Partitions - Entire Building Renewa	5 - Year five	2017	\$ 84,864
Replacement	Painting and Staining Ceilings - Original Building Renewa	2 - Year two	2014	\$ 26,519
Replacement	Controls & Instrumentation - Original Building Renewal	4 - Year four	2016	\$ 509,196
Replacement	Pedestrian Paving - Asphalt Paved Walkways - Site Renewal	3 - Year three	2015	\$ 15,952
Replacement	Overhead and Roll-up Doors Renewal	2 - Year two	2014	\$ 39,936
Replacement	Ceiling Finishes - Suspended Acoustic Panel Ceiling - Entire Building Renewa	4 - Year four	2016	\$ 609,954
Replacement	Floor Finishes - Vinyl Floor Tile - Entire Building Renewa	4 - Year four	2016	\$ 243,965
Replacement	Terminal & Package Units - Original Building Renewa	6 - Year one SPW	2018	\$ 74,426
Replacement	Parking Lots - Site Renewal	3 - Year three	2015	\$ 90,168
Replacement	Exterior Windows - Original Building Renewa	4 - Year four	2016	\$ 291,920
<b>Total replacement requirements</b>				<b>\$ 5,288,522</b>
Study	Domestic Water Distribution - Piping Systems	3 - Year three	2016	\$ 10,608
<b>Total study requirements</b>				<b>\$ 10,608</b>
<b>Total requirements at facility (Last updated: December 9, 2016)</b>				<b>\$ 5,431,730</b>

Continued on next pg...

## SIP 1.6.5—Projected Facility Renewal Needs

Lester B. Pearson HS

Revised: Jan 24, 2017

### **Ministry of Education Assessment Year: 2013**

Data based on a comprehensive list of outstanding renewal requirements assessed by the Ministry of Education. The assessment is used as a tool by the Board to determine the priority and timeline of projects. The Board determines when to complete projects based on its own assessment of priority and needs across all facilities in the Board and availability of funding. The projects indicated above have not been completed as of December 9, 2016, and are expected to be undertaken over the next 5 years.



## SIP 1.6.5—Projected Facility Renewal Needs

M.M. Robinson HS

Revised: Jan 24, 2017

Category	Requirement Description	Priority	Action Year	Requirement Cost
Major Repair	Fittings - Student Lockers	9 - Not time critical	2014	\$ 79,560
Total major repair requirements				\$ 79,560
Replacement	Interior Doors Renewal	4 - Year four	2014	\$ 95,680
Replacement	Floor Finishes - Other Rooms (Vinyl Tile) Renewa	5 - Year five	2015	\$ 84,874
Replacement	Pedestrian Paving - Basketball Court Renewal	2 - Year two	2012	\$ 74,221
Replacement	Air Handling Units - Original Building Renewa	2 - Year two	2012	\$ 86,985
Replacement	Exterior Walls Renewal	4 - Year four	2014	\$ 63,809
Replacement	Domestic Water Distribution - Plumbing Pumps Renewal	2 - Year two	2012	\$ 15,000
Replacement	Controls & Instrumentation - Building Automatic Controls Renewal	2 - Year two	2012	\$ 509,196
Replacement	Roof Coverings - All Roofs Except 'A', 'B', 'C', and 'O' Renewa	4 - Year four	2014	\$ 2,439,938
Replacement	Controls & Instrumentation - Dust collector Renewal	2 - Year two	2012	\$ 87,530
Replacement	Floor Finishes - Classrooms Renewal	3 - Year three	2013	\$ 63,655
Replacement	Exterior Doors Renewal	3 - Year three	2013	\$ 90,480
Replacement	Fittings - Millwork Renewal	4 - Year four	2014	\$ 106,080
Replacement	Wall Finishes - Corridors Renewal	5 - Year five	2015	\$ 68,970
Replacement	Fittings - Washroom Partitions Renewal	3 - Year three	2013	\$ 63,648
Replacement	Wall Finishes - Classrooms Renewal	4 - Year four	2014	\$ 106,100
Replacement	Landscaping - Site Renewal	4 - Year four	2014	\$ 26,544
Replacement	Exhaust Systems Renewal	4 - Year four	2014	\$ 62,400
Replacement	Hot Water Boilers - Domestic Boiler Renewal	2 - Year two	2012	\$ 106,080
Replacement	Ceiling Finishes - All Renewal	3 - Year three	2013	\$ 116,678
Replacement	Plumbing Fixtures Renewal	1 - Year one	2011	\$ 302,000
Replacement	Parking Lots - Site Renewal	8 - Year three SPW	2021	\$ 96,753
Replacement	Lighting Equipment - Emergency Lighting Renewal	2 - Year two	2012	\$ 34,471
Replacement	Lighting Equipment Renewal	3 - Year three	2013	\$ 714,121
Replacement	Domestic Water Distribution Original building and Addition 1 Renewa	3 - Year three	2013	\$ 492,991
Replacement	Heating/Chilling water distribution systems - Original Building and Addition 1 Renewal	3 - Year three	2013	\$ 1,417,297
Replacement	Floor Finishes - Other Rooms (Carpet) Renewal	4 - Year four	2014	\$ 68,996
Replacement	Main Switchboards - Original Building Renewa	4 - Year four	2014	\$ 90,240
Replacement	Wall Finishes - Other Rooms Renewal	5 - Year five	2015	\$ 53,050
Replacement	Lighting Equipment - Exit Lighting Renewal	2 - Year two	2012	\$ 37,127
Replacement	Terminal & Package Units Renewal	2 - Year two	2012	\$ 239,741
Replacement	Fencing & Gates - Site Renewal	2 - Year two	2012	\$ 53,321
Replacement	Auxiliary Equipment Renewal	2 - Year two	2012	\$ 75,317
Replacement	Other Communications & Alarm Systems Renewal	2 - Year two	2012	\$ 80,199
Total replacement requirements				\$ 8,023,492
Study	Main Switchboards - Original Building	9 - Not time critical	2012	\$ 10,608
Study	Heating/Chilling water distribution systems - Original Building and Addition 1	1 - Year one	2003	\$ 10,400
Study	Domestic Water Distribution Original building and Addition 1	1 - Year one	2003	\$ 10,400
Total study requirements				\$ 31,408
Total requirements at facility (Last updated: December 9, 2016)				\$ 8,134,460

Continued on next pg...

## SIP 1.6.5—Projected Facility Renewal Needs

M.M. Robinson HS

Revised: Jan 24, 2017

### **Ministry of Education Assessment Year: 2011**

---

Data based on a comprehensive list of outstanding renewal requirements assessed by the Ministry of Education. The assessment is used as a tool by the Board to determine the priority and timeline of projects. The Board determines when to complete projects based on its own assessment of priority and needs across all facilities in the Board and availability of funding. The projects indicated above have not been completed as of December 9, 2016, and are expected to be undertaken over the next 5 years.

## SIP 1.6.5—Projected Facility Renewal Needs

Nelson HS

Revised: Jan 24, 2017

Category	Requirement Description	Priority	Action Year	Requirement Cost
Major Repair	Exterior Walls - Brick Masonry	9 - Not time critical	2012	\$ 53,040
Total major repair requirements				\$ 53,040
Replacement	Fittings - Washroom Partitions Renewal	3 - Year three	2013	\$ 90,168
Replacement	Other Communications & Alarm Systems Renewal	1 - Year one	2011	\$ 63,646
Replacement	Wall Finishes - Corridors Renewal	5 - Year five	2015	\$ 127,310
Replacement	Pedestrian Paving - Asphalt Renewal	4 - Year four	2014	\$ 42,400
Replacement	Interior Doors Renewal	4 - Year four	2014	\$ 85,280
Replacement	Wall Finishes - Classrooms Renewal	4 - Year four	2014	\$ 58,340
Replacement	Controls & Instrumentation _ Shop Air Compressor Renewal	2 - Year two	2012	\$ 10,615
Replacement	Floor Finishes - Washrooms Renewal	3 - Year three	2013	\$ 52,995
Replacement	Fittings - Auditorium Seating Renewal	4 - Year four	2014	\$ 159,120
Replacement	Lighting Equipment - Exterior Renewal	2 - Year two	2012	\$ 26,000
Replacement	Exhaust Systems Renewal	2 - Year two	2012	\$ 24,960
Replacement	Plumbing Fixtures Renewal	2 - Year two	2012	\$ 221,000
Replacement	Controls & Instrumentation - Dust Collector Renewal	4 - Year four	2014	\$ 108,208
Replacement	Wall Finishes - Other Rooms Renewal	5 - Year five	2015	\$ 79,550
Replacement	Domestic Water Distribution Renewal	2 - Year two	2012	\$ 490,097
Replacement	Heating water distribution systems Renewal	2 - Year two	2012	\$ 1,315,384
Replacement	Lighting Equipment - Interior Renewal	3 - Year three	2013	\$ 481,174
Replacement	Exterior Doors Renewal	3 - Year three	2013	\$ 106,080
Replacement	Ceiling Finishes - All Renewal	5 - Year five	2015	\$ 159,149
Replacement	Auxiliary Equipment - Steam/water Heat exchangers Renewal	2 - Year two	2012	\$ 68,422
Replacement	Air Handling Units Renewal	2 - Year two	2012	\$ 678,915
Replacement	Fittings - Student Lockers Renewal	3 - Year three	2013	\$ 212,160
Replacement	Main Switchboards Renewal	5 - Year five	2015	\$ 305,520
Replacement	Floor Finishes - Carpet - Library and Music Room Renewa	3 - Year three	2013	\$ 84,864
Replacement	Floor Finishes - Corridors Renewal	5 - Year five	2015	\$ 79,545
Replacement	Public Address Systems - Original Building Renewal	2 - Year two	2012	\$ 95,475
Replacement	Fencing & Gates - Railings Renewal	3 - Year three	2013	\$ 31,542
Replacement	Auxiliary Equipment - Boiler Auxiliary Systems Renewal	3 - Year three	2013	\$ 51,979
Replacement	Controls & Instrumentation - Building Automatic Controls Renewa	3 - Year three	2013	\$ 509,196
Replacement	Terminal & Package Units - Original Building and Additions 1 & 2 Renewa	3 - Year three	2013	\$ 375,523
Replacement	Floor Finishes - Classrooms Renewal	4 - Year four	2014	\$ 106,092
Replacement	Fittings - Fittings and Equipment Renewal	4 - Year four	2014	\$ 106,080
Total replacement requirements				\$ 6,406,789
Study	Domestic Water Distribution	1 - Year one	2003	\$ 10,400
Study	Main Switchboards	8 - Year three SPW	2011	\$ 10,608
Study	Heating water distribution systems	1 - Year one	2003	\$ 10,400
Total study requirements				\$ 31,408
Total requirements at facility (Last updated: December 9, 2016)				\$ 6,491,237

Continued on next pg...

## SIP 1.6.5—Projected Facility Renewal Needs

Nelson HS

Revised: Jan 24, 2017

### **Ministry of Education Assessment Year: 2011**

---

Data based on a comprehensive list of outstanding renewal requirements assessed by the Ministry of Education. The assessment is used as a tool by the Board to determine the priority and timeline of projects. The Board determines when to complete projects based on its own assessment of priority and needs across all facilities in the Board and availability of funding. The projects indicated above have not been completed as of December 9, 2016, and are expected to be undertaken over the next 5 years.

## SIP 1.6.5—Projected Facility Renewal Needs

Nelson HS

*[Page intentionally left blank]*

## SIP 1.6.5—Projected Facility Renewal Needs

Robert Bateman HS

Revised: Jan 24, 2017

Category	Requirement Description	Priority	Action Year	Requirement Cost
Major Repair	Partitions - Addition 1	5 - Year five	2018	\$ 7,443
Major Repair	Other Interior specialties - The Bleachers - Original Building (Gymnasium)	3 - Year three	2016	\$ 53,040
Major Repair	Retaining Walls - Site	2 - Year two	2015	\$ 15,912
Major Repair	Pedestrian Paving - Asphalt Paved Walkways - Site	2 - Year two	2015	\$ 26,520
Major Repair	Standard Foundations - Entire Building	2 - Year two	2015	\$ 15,912
<b>Total major repair requirements</b>				<b>\$ 118,827</b>
Replacement	Floor Finishes - Original Building Renewal	6 - Year one SPW	2018	\$ 22,272
Replacement	Auxiliary Equipment - HVAC Pumps Renewal	1 - Year one	2013	\$ 35,000
Replacement	Fittings Renewal	6 - Year one SPW	2018	\$ 446,551
Replacement	Wall Finishes - Paint Wallcovering - Entire Building Renewal	4 - Year four	2016	\$ 185,650
Replacement	Heating/Chilling Water Distribution Systems - Original Building and Addition 1 Renewal	5 - Year five	2017	\$ 2,036,660
Replacement	Clock and Program Systems Renewal	3 - Year three	2015	\$ 79,560
Replacement	Main Switchboards - Original Building and Addition 1 Renewal	4 - Year four	2016	\$ 212,160
Replacement	Air Handling Units - Wood Shop Renewal	5 - Year five	2017	\$ 50,918
Replacement	Terminal & Package Units - Reheat Coils Renewal	5 - Year five	2017	\$ 185,640
Replacement	Plumbing Fixtures - Original Building Renewal	2 - Year two	2014	\$ 117,000
Replacement	Partitions - Moveable Partitions - Original Building Renewal	3 - Year three	2015	\$ 63,655
Replacement	Floor Finishes - Carpeting - Entire Building Renewal	3 - Year three	2015	\$ 249,302
Replacement	Other Communications & Alarm Systems - Information Technology Renewal	1 - Year one	2013	\$ 106,078
Replacement	Other Cooling Generating Systems - Original Building Renewal	6 - Year one SPW	2018	\$ 223,276
Replacement	Public Address Systems - Original Building Renewal	6 - Year one SPW	2018	\$ 72,805
Replacement	Fittings - Millwork - Original Building and 1973 Building Addition Renewal	4 - Year four	2016	\$ 609,960
Replacement	Exterior Furnishings - Bleachers - Site Renewal	2 - Year two	2014	\$ 15,912
Replacement	Lighting Equipment - Original Building and Addition 1 - Interior Renewal	2 - Year two	2014	\$ 1,069,307
Replacement	Playing Fields - Landscaped Playground - Site Renewal	3 - Year three	2015	\$ 68,952
Replacement	Interior Doors - Original Building and 1973 Building Addition Renewal	3 - Year three	2015	\$ 230,880
Replacement	Domestic Water Distribution - Original Building and Addition 1 Renewal	3 - Year three	2015	\$ 916,531
Replacement	Auxiliary Equipment - Original Building - Stacks & Breaching Renewal	6 - Year one SPW	2018	\$ 37,214
Replacement	Fittings Renewal	6 - Year one SPW	2018	\$ 178,620
Replacement	Fittings - Washroom Partitions - Original Building and 1973 Building Addition Renewal	4 - Year four	2016	\$ 84,864

Continued on next pg...

## SIP 1.6.5—Projected Facility Renewal Needs

Robert Bateman HS

Revised: Jan 24, 2017

Category	Requirement Description	Priority	Action Year	Requirement Cost
Replacement	Fencing & Gates - Chain Link Fence - Site Renewal	4 - Year four	2016	\$ 79,606
Replacement	Exterior Doors - Original Building and 1973 Building Addition Renewal	4 - Year four	2016	\$ 143,520
Replacement	Air Handling Units - Addition 1 Renewal	5 - Year five	2017	\$ 148,515
Replacement	Lighting Equipment - Original Building and Addition 1 - Exit Renewal	2 - Year two	2014	\$ 44,552
Replacement	Air Handling Units - Original Building Renewal	3 - Year three	2015	\$ 300,000
Replacement	Floor Finishes - Hardwood - Original Building Renewal	3 - Year three	2015	\$ 70,023
Replacement	Landscaping - Site Renewal	4 - Year four	2016	\$ 37,138
Replacement	Lighting Equipment - Original Building and Addition 1 - Exterior Renewal	2 - Year two	2014	\$ 26,000
Replacement	Exterior Doors - Original Building Renewal	6 - Year one SPW	2018	\$ 37,440
Replacement	Exhaust Systems - Original Building Renewal	6 - Year one SPW	2018	\$ 43,680
Replacement	Controls & Instrumentation - BMS Renewal	1 - Year one	2013	\$ 509,196
Replacement	Lighting Equipment - Original Building and Addition 1 - Emergency Renewal	2 - Year two	2014	\$ 137,908
Replacement	Plumbing Fixtures - Workshop Washfountains Renewal	4 - Year four	2016	\$ 25,000
Replacement	Exterior Windows - Original Building and 1973 Building Addition Renewal	2 - Year two	2014	\$ 663,062
Replacement	Parking Lots - Site Renewal	4 - Year four	2016	\$ 90,168
Replacement	Floor Finishes - Painted/Sealed Concrete Floor - Service Rooms Renewal	3 - Year three	2015	\$ 10,618
Replacement	Floor Finishes - Vinyl Floor Tile - Original Building and 1973 Building Addition Renewal	3 - Year three	2015	\$ 468,899
Replacement	Ceiling Finishes - Suspended Acoustic Panel Ceiling - Original Building and 1973 Building Addition Renewal	5 - Year five	2017	\$ 90,192
<b>Total replacement requirements</b>				<b>\$ 10,224,284</b>
Study	Domestic Water Distribution - Original Building and Addition 1	1 - Year one	2014	\$ 10,608
Study	Heating/Chilling Water Distribution Systems - Original Building and Addition 1	3 - Year three	2016	\$ 10,608
Study	Main Switchboards - Original Building and Addition 1	2 - Year two	2015	\$ 10,608
<b>Total study requirements</b>				<b>\$ 31,824</b>
<b>Total requirements at facility (Last updated: December 9, 2016)</b>				<b>\$ 10,374,935</b>

### Ministry of Education Assessment Year: 2013

Data based on a comprehensive list of outstanding renewal requirements assessed by the Ministry of Education. The assessment is used as a tool by the Board to determine the priority and timeline of projects. The Board determines when to complete projects based on its own assessment of priority and needs across all facilities in the Board and availability of funding. The projects indicated above have not been completed as of December 9, 2016, and are expected to be undertaken over the next 5 years.

## SIP 1.6.5—Projected Facility Renewal Needs

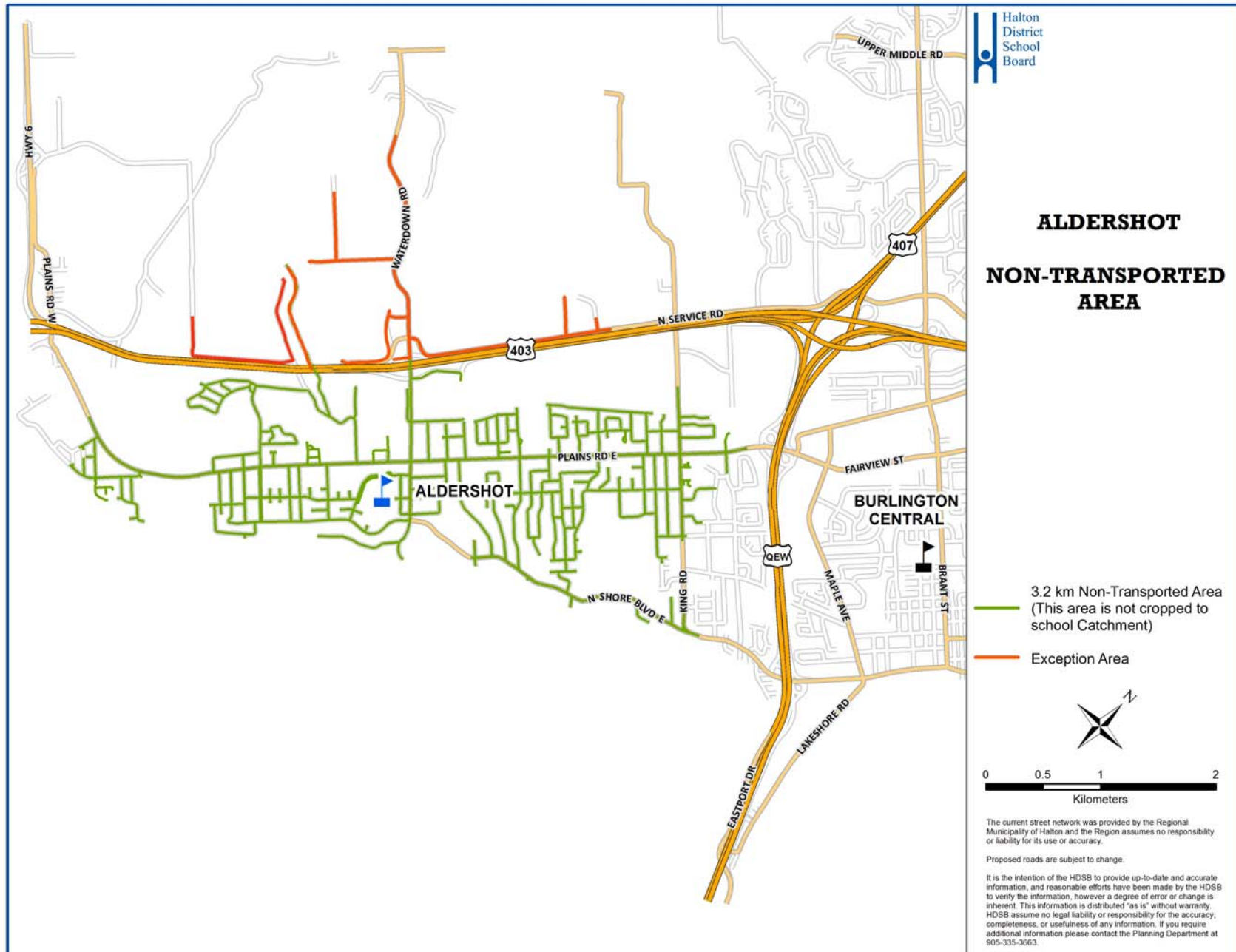
Robert Bateman HS

*[Page intentionally left blank]*



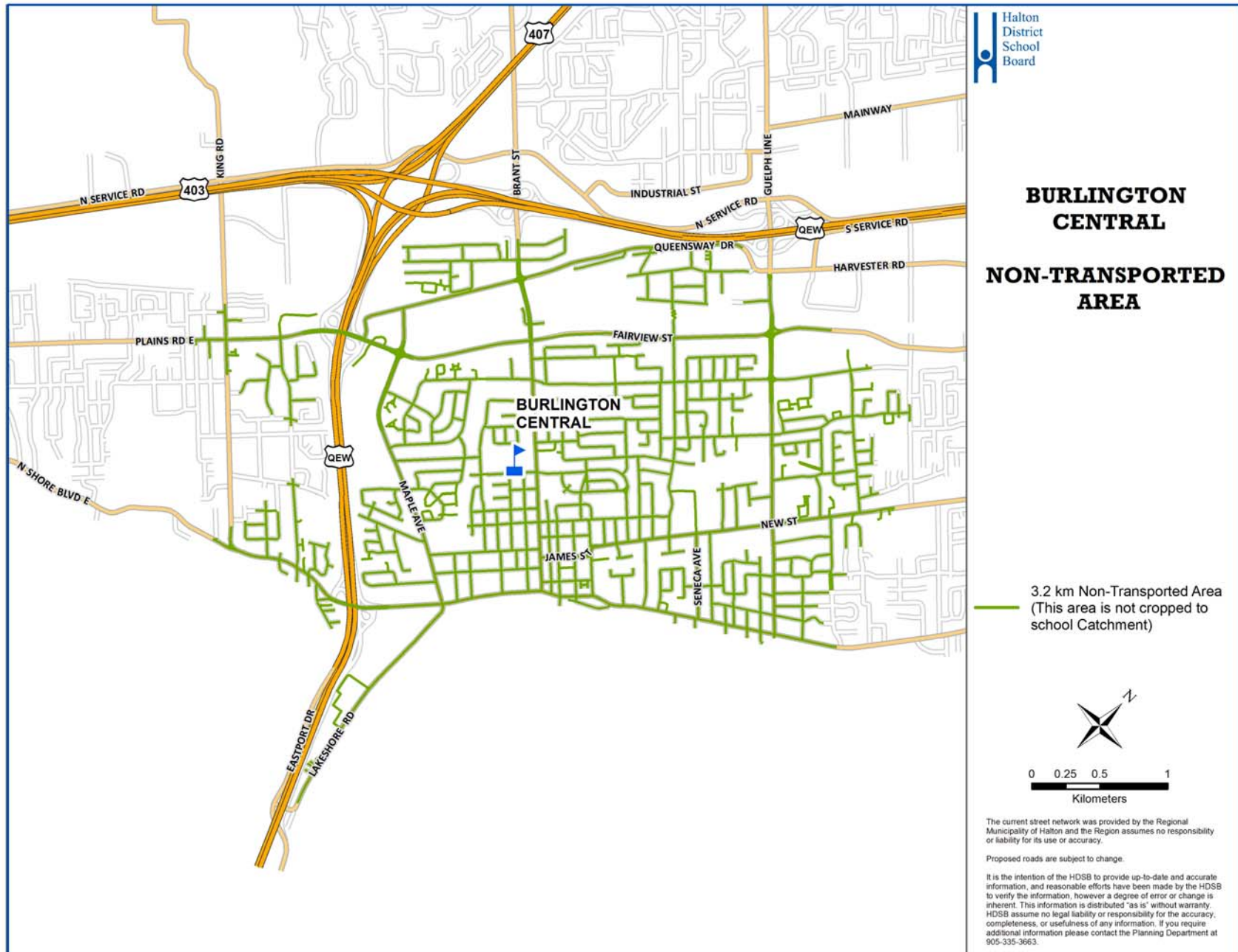
# SIP 1.9.1—Walking Distance Map (3.2 km)

Aldershot HS



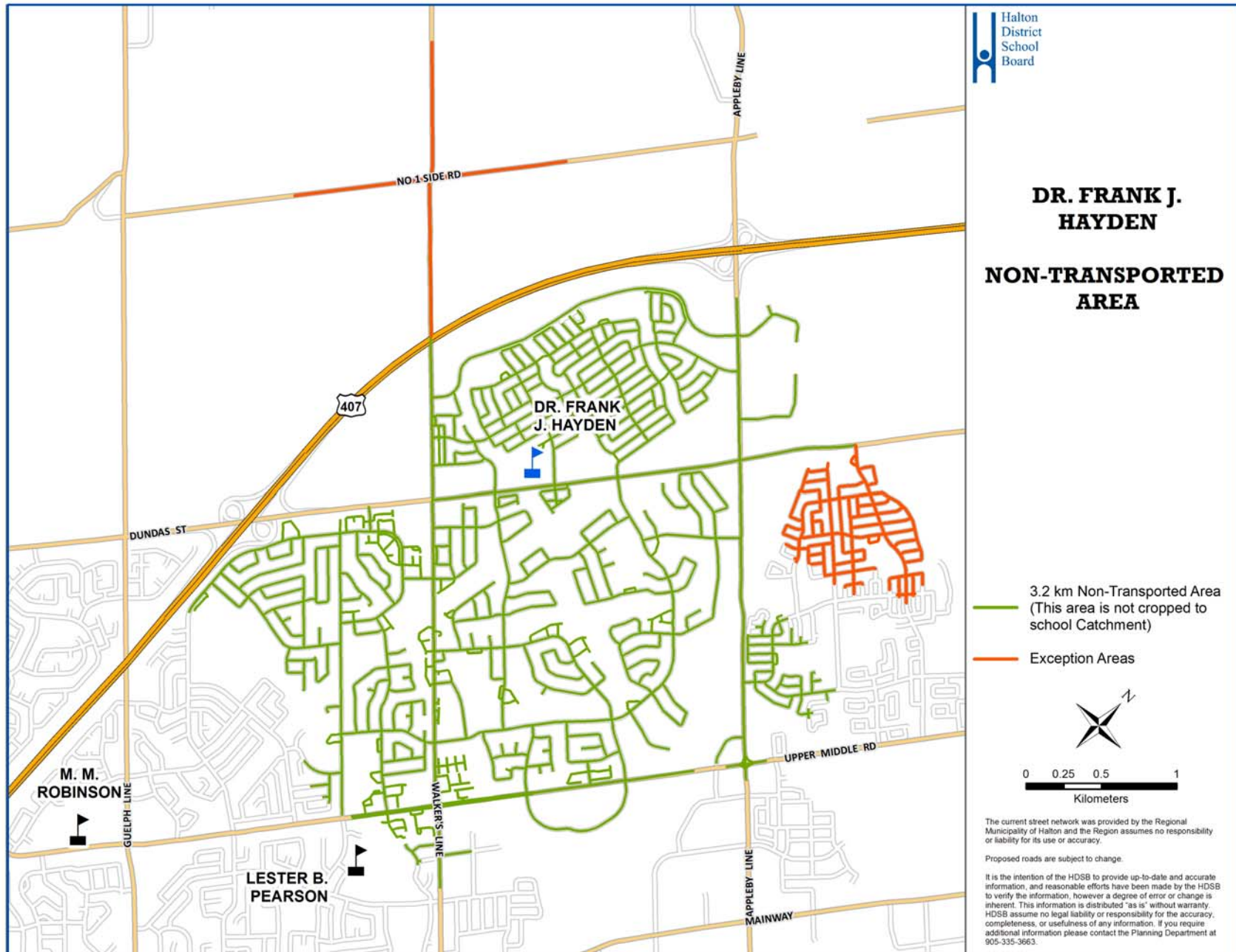
# SIP 1.9.1—Walking Distance Map (3.2 km)

Burlington Central HS



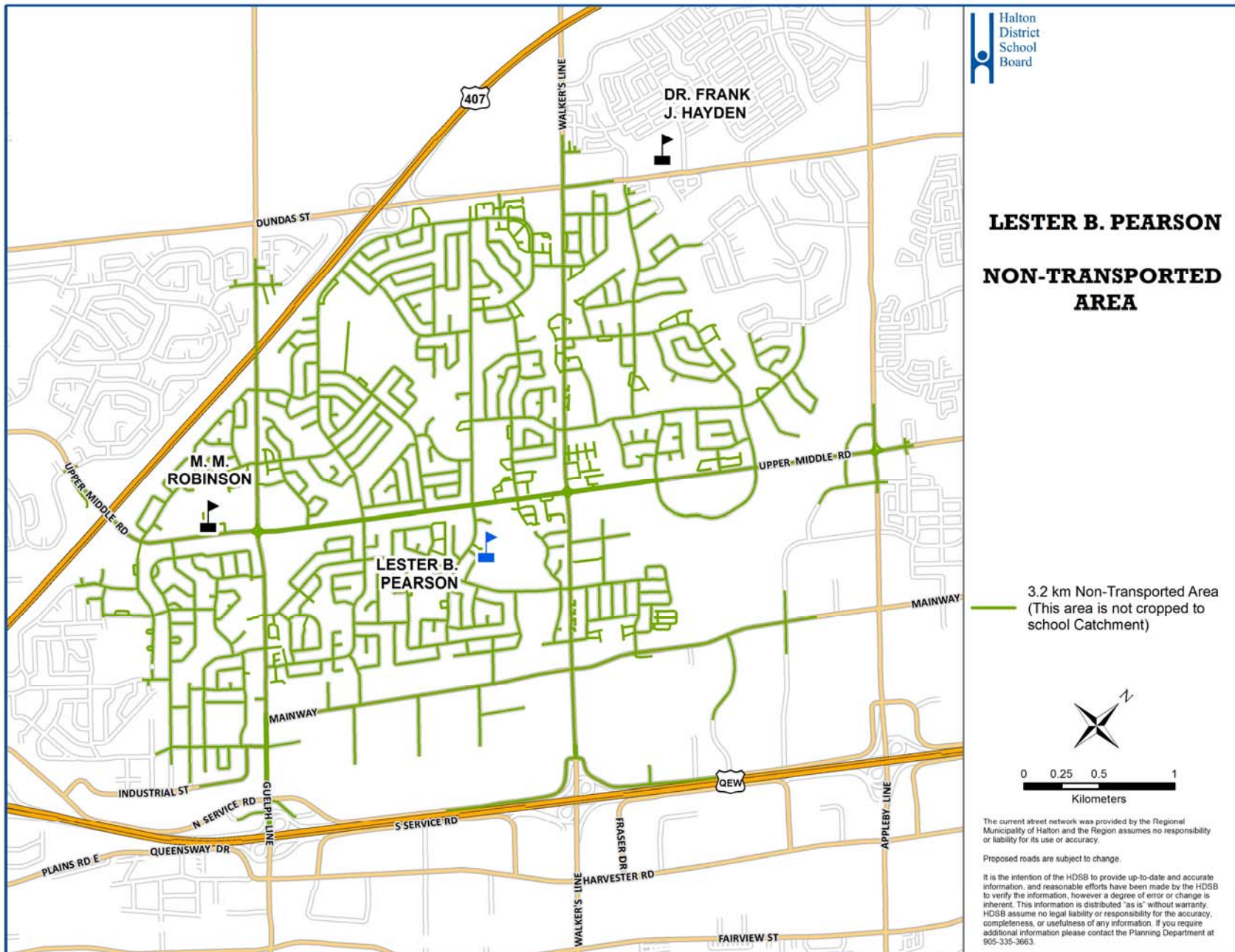
# SIP 1.9.1—Walking Distance Map (3.2 km)

Dr. Frank J. Hayden SS



# SIP 1.9.1—Walking Distance Map (3.2 km)

Lester B. Pearson HS



## LESTER B. PEARSON NON-TRANSPORTED AREA

3.2 km Non-Transported Area  
(This area is not cropped to  
school Catchment)



0 0.25 0.5 1  
Kilometers

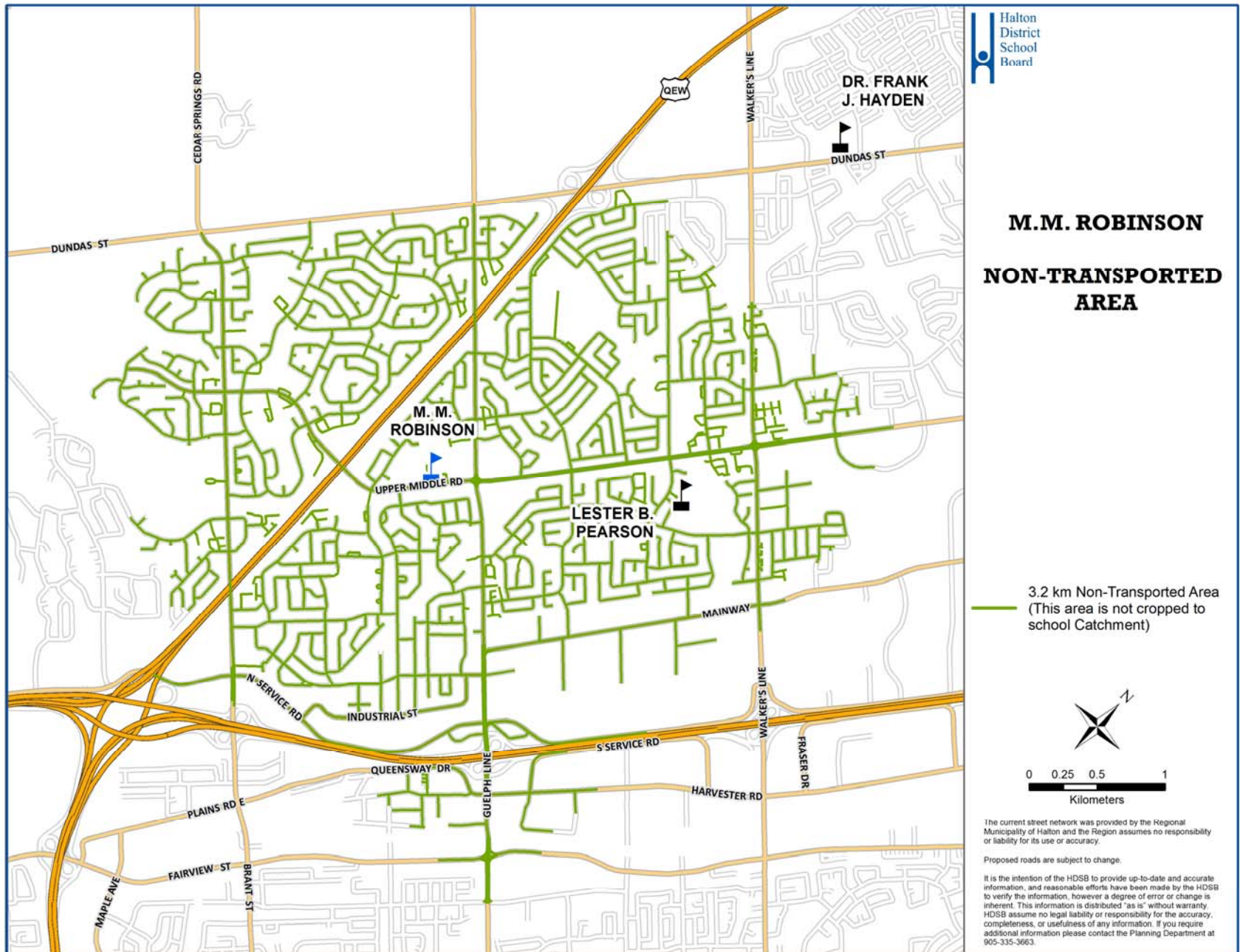
The current street network was provided by the Regional Municipality of Halton and the Region assumes no responsibility or liability for its use or accuracy.

Proposed roads are subject to change.

It is the intention of the HDSB to provide up-to-date and accurate information, and reasonable efforts have been made by the HDSB to verify the information, however a degree of error or change is inherent. This information is distributed "as is" without warranty. HDSB assume no legal liability or responsibility for the accuracy, completeness, or usefulness of any information. If you require additional information please contact the Planning Department at 905-335-3663.

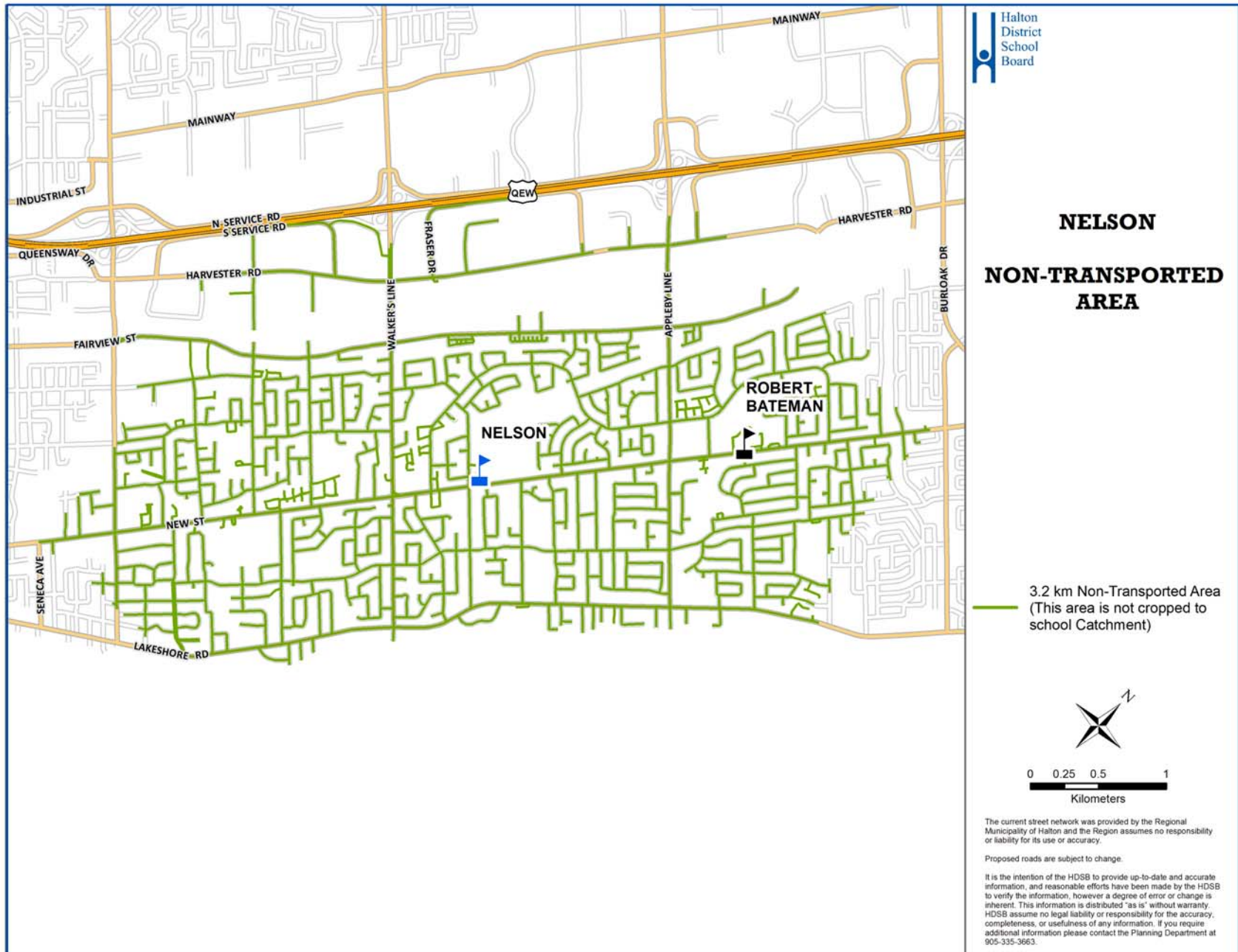
# SIP 1.9.1—Walking Distance Map (3.2 km)

M.M. Robinson HS



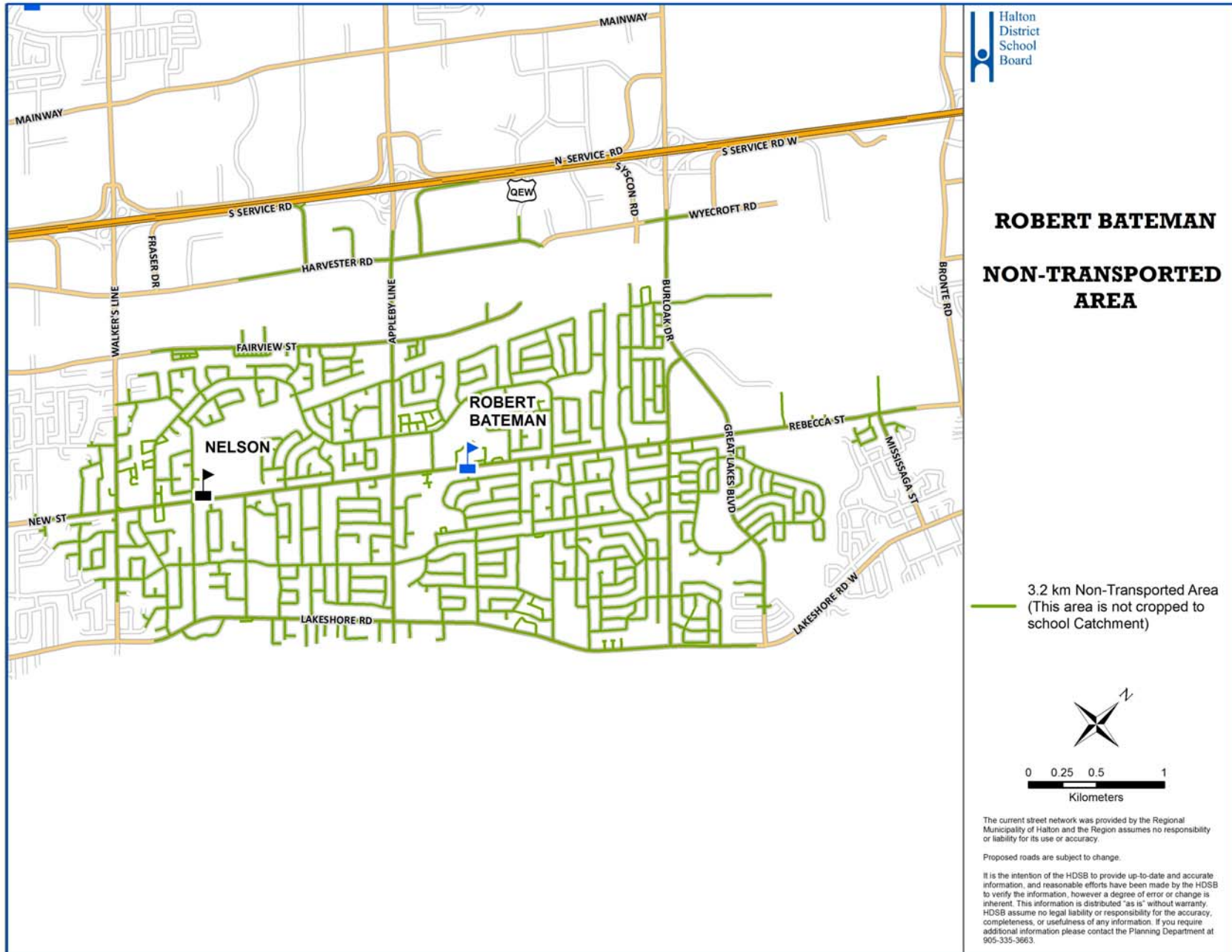
# SIP 1.9.1—Walking Distance Map (3.2 km)

Nelson HS



# SIP 1.9.1—Walking Distance Map (3.2 km)

Robert Bateman HS



## SIP 1.9.2—Count of Eligible Riders for Transportation

All Schools

Distance to/from school	Aldershot HS	Burlington Central HS	Dr. Frank J. Hayden SS	Lester B. Pearson HS	M.M. Robinson HS	Nelson HS	Robert Bateman HS
<b>Eligible Students by Distance</b>							
Less than 800 metres	0	0	0	0	0	0	0
801 - 1600 metres	0	0	0	0	0	0	0
1601 - 3200 metres	0	0	0	0	0	0	0
Greater than 3200 metres	133	0	437	0	25	99	98
<b>Total eligible students by distance</b>	<b>133</b>	<b>0</b>	<b>437</b>	<b>0</b>	<b>25</b>	<b>99</b>	<b>98</b>
<b>Eligible Students by Exception<sup>1</sup></b>							
Less than 800 metres	0	0	3	0	1	0	0
801 - 1600 metres	8	0	140	0	0	0	0
1601 - 3200 metres	4	0	0	0	0	0	0
Greater than 3200 metres	0	0	0	0	0	0	0
<b>Total eligible students by exception</b>	<b>12</b>	<b>0</b>	<b>143</b>	<b>0</b>	<b>1</b>	<b>0</b>	<b>0</b>
<b>Eligible Students by Program<sup>2</sup></b>							
Less than 800 metres	0	0	0	0	0	0	2
801 - 1600 metres	0	0	0	1	14	0	11
1601 - 3200 metres	0	0	0	0	2	0	4
Greater than 3200 metres	5	43	0	0	10	1	65
<b>Total eligible students by program</b>	<b>5</b>	<b>43</b>	<b>0</b>	<b>1</b>	<b>26</b>	<b>1</b>	<b>82</b>
<b>Total number of eligible students being transported</b>	<b>150</b>	<b>43</b>	<b>580</b>	<b>1</b>	<b>52</b>	<b>100</b>	<b>180</b>
<b>Eligible Students not transported by HSTS</b>							
Less than 800 metres	0	0	0	0	0	0	0
801 - 1600 metres	0	0	0	0	0	0	0
1601 - 3200 metres	0	0	0	0	1	0	3
Greater than 3200 metres	15	0	5	0	0	0	7
<b>Total eligible students not transported by HSTS</b>	<b>15</b>	<b>0</b>	<b>5</b>	<b>0</b>	<b>1</b>	<b>0</b>	<b>10</b>
<b>Total number of eligible students</b>	<b>165</b>	<b>43</b>	<b>585</b>	<b>1</b>	<b>53</b>	<b>100</b>	<b>190</b>

<sup>1</sup> Students under 3200 metres are eligible for transportation due to hazard

<sup>2</sup> Students under 3200 meters are eligible for transportation due to Special Education program/placement (excluding Gifted or SHSM students)

Data provided by Halton Student Transportation Services (HSTS), based on October 31, 2016 student data.



## SIP 1.9.6—Contracted Vehicles

All Schools

Vehicle Type	Aldershot HS	Burlington Central HS	Dr. Frank J. Hayden SS	Lester B. Pearson HS	M.M. Robinson HS	Nelson HS	Robert Bate-man HS	Total
Full Size Bus	11	0	21	0	0	13	9	54
Minibus	6	0	2	2	9	2	18	39
Minivan	0	0	0	0	2	1	2	5
Wheelchair Van	0	0	0	0	2	0	8	10
Taxi	0	0	0	0	1	0	2	3
<b>Total number of contracted vehicles</b>	<b>17</b>	<b>0</b>	<b>23</b>	<b>2</b>	<b>14</b>	<b>16</b>	<b>39</b>	<b>111</b>

\* Excludes students transported via transit.

Data provided by Halton Student Transportation Services (HSTS), based on October 31, 2016 student data.

## SIP 1.9.7-1.9.9—Bus Ride Times (Contracted Vehicles)

All Schools

School / Program	Maximum AM Ride Time (minutes)	Maximum PM Ride Time (minutes)	Minimum AM Ride Time (minutes)	Minimum PM Ride Time (minutes)	Average AM Ride Time (minutes)	Average PM Ride Time (minutes)
<b>ALDERSHOT</b>	<b>28</b>	<b>47</b>	<b>5</b>	<b>6</b>	<b>14</b>	<b>16</b>
Home to School	28	45	5	6	13	16
French Immersion	26	47	5	8	14	15
High Skills Major	20	15	20	15	20	15
<b>BURLINGTON CENTRAL</b>	<b>N/A</b>	<b>N/A</b>	<b>N/A</b>	<b>N/A</b>	<b>N/A</b>	<b>N/A</b>
<b>DR. FRANK J. HAYDEN</b>	<b>53</b>	<b>59</b>	<b>5</b>	<b>4</b>	<b>14</b>	<b>12</b>
Home to School	53	59	5	4	15	13
French Immersion	15	19	5	4	10	10
Special Education	10	N/A	10	N/A	10	N/A
<b>L.B. PEARSON</b>	<b>4</b>	<b>4</b>	<b>4</b>	<b>4</b>	<b>4</b>	<b>4</b>
Special Education	4	4	4	4	4	4
<b>M.M. ROBINSON</b>	<b>52</b>	<b>47</b>	<b>6</b>	<b>4</b>	<b>21</b>	<b>17</b>
Home to School	N/A	7	N/A	7	N/A	7
French Immersion	42	47	15	14	30	24
High Skills Major	N/A	N/A	N/A	N/A	N/A	N/A
Special Education	52	38	6	4	19	14
Home to School - Accessible	29	47	15	5	22	21
<b>NELSON</b>	<b>37</b>	<b>41</b>	<b>5</b>	<b>5</b>	<b>18</b>	<b>20</b>
Home to School	5	6	5	6	5	6
French Immersion	16	18	5	5	10	10
Gifted	37	41	5	6	22	24
Special Education	29	34	29	34	29	34
<b>ROBERT BATEMAN</b>	<b>48</b>	<b>53</b>	<b>4</b>	<b>3</b>	<b>24</b>	<b>25</b>
Essential	44	53	7	8	26	26
High Skills Major	35	38	24	13	30	28
Special Education	48	48	4	3	22	23
Home to School - Accessible	32	32	10	7	20	21
<b>Grand Total</b>	<b>53</b>	<b>59</b>	<b>4</b>	<b>3</b>	<b>16</b>	<b>16</b>

\* Excludes students transported via transit.

Data provided by Halton Student Transportation Services (HSTS), based on October 31, 2016 student data.

\*October 31st, 2016 Student Data

## SIP 1.9.10—Courtesy Riders

All Schools

	Aldershot HS	Burlington Central HS*	Dr. Frank J. Hayden SS	Lester B. Pearson HS	M.M. Robinson HS	Nelson HS	Robert Bate-man HS	Total
Number of courtesy seat riders	35	18	14	0	4	25	85	<b>181</b>

\* Courtesy riders for Burlington Central HS travel on Burlington Central Elementary bus.

Data provided by Halton Student Transportation Services (HSTS), based on October 31, 2016 data.

## SIP 1.9.11—Cost of Transportation by Program

All Schools

Program	Aldershot HS	Burlington Central HS	Dr. Frank J. Hayden SS	Lester B. Pearson HS	M.M. Robinson HS	Nelson HS	Robert Bate-man HS	Total
<b>Number of Transported Students</b>								
Home to School	95	0	467	0	1	7	0	570
French Immersion	50	0	112	0	8	22	0	192
Specialized High Skills Majors	5	6	0	0	11	0	7	29
English Language Learners	0	37	0	0	0	0	0	37
Special Education	0	0	1	1	28	1	65	96
Gifted Program	0	0	0	0	0	70	0	70
Home to School - Accessible	0	0	0	0	4	0	10	14
Essential Program	0	0	0	0	0	0	98	98
<b>Total number of transported students</b>	<b>150</b>	<b>43</b>	<b>580</b>	<b>1</b>	<b>52</b>	<b>100</b>	<b>180</b>	<b>1106</b>
<b>Estimated Cost</b>								
Home to School	\$ 52,985	\$ -	\$ 198,864	\$ -	\$ 1,002	\$ 3,738	\$ -	\$ 256,589
French Immersion	\$ 25,699	\$ -	\$ 35,781	\$ -	\$ 14,900	\$ 5,649	\$ -	\$ 82,029
Specialized High Skills Majors	\$ 7,529	\$ 4,260	\$ -	\$ -	\$ 7,810	\$ -	\$ 4,206	\$ 23,805
English Language Learners	\$ -	\$ 26,270	\$ -	\$ -	\$ -	\$ -	\$ -	\$ 26,270
Special Education	\$ -	\$ -	\$ 1,655	\$ 4,259	\$ 88,536	\$ 312	\$ 224,390	\$ 319,152
Gifted Program	\$ -	\$ -	\$ -	\$ -	\$ -	\$ 47,210	\$ -	\$ 47,210
Home to School - Accessible	\$ -	\$ -	\$ -	\$ -	\$ 9,628	\$ -	\$ 26,802	\$ 36,430
Essential Program	\$ -	\$ -	\$ -	\$ -	\$ -	\$ -	\$ 89,323	\$ 89,323
<b>Total estimated cost</b>	<b>\$ 86,213</b>	<b>\$ 30,530</b>	<b>\$ 236,300</b>	<b>\$ 4,259</b>	<b>\$ 121,876</b>	<b>\$ 56,909</b>	<b>\$ 344,721</b>	<b>\$ 880,808</b>

Data provided by Halton Student Transportation Services (HSTS), based on October 31, 2016 student data.

## SIP 2.1.2—Historic Enrolment

Aldershot HS

### Aldershot HS

Year	Program	JK	SK	GR01	GR02	GR03	GR04	GR05	GR06	GR07	GR08	GR09	GR10	GR11	GR12	Total
2010	ENG	0	0	0	0	0	0	0	0	0	0	110	109	89	137	445
	FI	0	0	0	0	0	0	0	0	0	0	19	16	18	25	78
	<b>TOTAL</b>	0	0	0	0	0	0	0	0	0	0	129	125	107	162	523
2011	ENG	0	0	0	0	0	0	0	0	0	0	97	104	102	126	429
	FI	0	0	0	0	0	0	0	0	0	0	22	19	16	17	74
	<b>TOTAL</b>	0	0	0	0	0	0	0	0	0	0	119	123	118	143	503
2012	ENG	0	0	0	0	0	0	0	0	0	0	97	98	97	158	450
	FI	0	0	0	0	0	0	0	0	0	0	22	21	19	16	78
	<b>TOTAL</b>	0	0	0	0	0	0	0	0	0	0	119	119	116	174	528
2013	ENG	0	0	0	0	0	0	0	0	0	0	94	85	90	115	384
	FI	0	0	0	0	0	0	0	0	0	0	21	23	21	20	85
	<b>TOTAL</b>	0	0	0	0	0	0	0	0	0	0	115	108	111	135	469
2014	ENG	0	0	0	0	0	0	0	0	0	0	89	89	86	110	374
	FI	0	0	0	0	0	0	0	0	0	0	24	23	20	20	87
	<b>TOTAL</b>	0	0	0	0	0	0	0	0	0	0	113	112	106	130	461
2015	ENG	0	0	0	0	0	0	0	0	0	0	72	82	85	105	344
	FI	0	0	0	0	0	0	0	0	0	0	26	24	21	21	92
	<b>TOTAL</b>	0	0	0	0	0	0	0	0	0	0	98	106	106	126	436

## SIP 2.1.2—Historic Enrolment

Burlington Central HS

### Burlington Central HS

Year	Program	JK	SK	GR01	GR02	GR03	GR04	GR05	GR06	GR07	GR08	GR09	GR10	GR11	GR12	Total
2010	ENG	0	0	0	0	0	0	0	0	0	0	129	150	140	221	<b>640</b>
	FI	0	0	0	0	0	0	0	0	0	0	22	14	17	22	<b>75</b>
	<b>TOTAL</b>	0	0	0	0	0	0	0	0	0	0	151	164	157	243	<b>715</b>
2011	ENG	0	0	0	0	0	0	0	0	0	0	120	132	160	215	<b>627</b>
	FI	0	0	0	0	0	0	0	0	0	0	20	21	8	20	<b>69</b>
	<b>TOTAL</b>	0	0	0	0	0	0	0	0	0	0	140	153	168	235	<b>696</b>
2012	ENG	0	0	0	0	0	0	0	0	0	0	149	122	133	217	<b>621</b>
	FI	0	0	0	0	0	0	0	0	0	0	13	20	21	12	<b>66</b>
	<b>TOTAL</b>	0	0	0	0	0	0	0	0	0	0	162	142	154	229	<b>687</b>
2013	ENG	0	0	0	0	0	0	0	0	0	0	117	138	120	166	<b>541</b>
	FI	0	0	0	0	0	0	0	0	0	0	14	13	19	21	<b>67</b>
	<b>TOTAL</b>	0	0	0	0	0	0	0	0	0	0	131	151	139	187	<b>608</b>
2014	ENG	0	0	0	0	0	0	0	0	0	0	100	116	143	168	<b>527</b>
	FI	0	0	0	0	0	0	0	0	0	0	14	19	16	21	<b>70</b>
	<b>TOTAL</b>	0	0	0	0	0	0	0	0	0	0	114	135	159	189	<b>597</b>
2015	ENG	0	0	0	0	0	0	0	0	0	0	115	101	130	192	<b>538</b>
	FI	0	0	0	0	0	0	0	0	0	0	19	14	11	13	<b>57</b>
	<b>TOTAL</b>	0	0	0	0	0	0	0	0	0	0	134	115	141	205	<b>595</b>

## SIP 2.1.2—Historic Enrolment

Dr. Frank J. Hayden SS

### Dr. Frank J. Hayden SS \*

Year	Program	JK	SK	GR01	GR02	GR03	GR04	GR05	GR06	GR07	GR08	GR09	GR10	GR11	GR12	Total
2010	ENG	0	0	0	0	0	0	0	0	0	0	0	0	0	0	0
	FI	0	0	0	0	0	0	0	0	0	0	0	0	0	0	0
	<b>TOTAL</b>	0	0	0	0	0	0	0	0	0	0	0	0	0	0	0
2011	ENG	0	0	0	0	0	0	0	0	0	0	0	0	0	0	0
	FI	0	0	0	0	0	0	0	0	0	0	0	0	0	0	0
	<b>TOTAL</b>	0	0	0	0	0	0	0	0	0	0	0	0	0	0	0
2012	ENG	0	0	0	0	0	0	0	0	0	0	0	0	0	0	0
	FI	0	0	0	0	0	0	0	0	0	0	0	0	0	0	0
	<b>TOTAL</b>	0	0	0	0	0	0	0	0	0	0	0	0	0	0	0
2013	ENG	0	0	0	0	0	0	0	0	0	0	280	216	0	0	496
	FI	0	0	0	0	0	0	0	0	0	0	66	30	0	0	96
	<b>TOTAL</b>	0	0	0	0	0	0	0	0	0	0	346	246	0	0	592
2014	ENG	0	0	0	0	0	0	0	0	0	0	305	281	233	0	819
	FI	0	0	0	0	0	0	0	0	0	0	38	66	32	0	136
	<b>TOTAL</b>	0	0	0	0	0	0	0	0	0	0	343	347	265	0	955
2015	ENG	0	0	0	0	0	0	0	0	0	0	340	310	300	258	1208
	FI	0	0	0	0	0	0	0	0	0	0	82	36	57	25	200
	<b>TOTAL</b>	0	0	0	0	0	0	0	0	0	0	422	346	357	283	1408

\* School opened in 2013.

## SIP 2.1.2—Historic Enrolment

Lester B. Pearson HS

### Lester B. Pearson HS

Year	Program	JK	SK	GR01	GR02	GR03	GR04	GR05	GR06	GR07	GR08	GR09	GR10	GR11	GR12	Total
2010	ENG	0	0	0	0	0	0	0	0	0	0	134	153	163	203	<b>653</b>
	Ext-F	0	0	0	0	0	0	0	0	0	0	19	18	16	15	<b>68</b>
	<b>TOTAL</b>	0	0	0	0	0	0	0	0	0	0	153	171	179	218	<b>721</b>
2011	ENG	0	0	0	0	0	0	0	0	0	0	132	136	155	220	<b>643</b>
	Ext-F	0	0	0	0	0	0	0	0	0	0	23	16	18	17	<b>74</b>
	<b>TOTAL</b>	0	0	0	0	0	0	0	0	0	0	155	152	173	237	<b>717</b>
2012	ENG	0	0	0	0	0	0	0	0	0	0	110	134	139	201	<b>584</b>
	Ext-F	0	0	0	0	0	0	0	0	0	0	27	17	14	14	<b>72</b>
	<b>TOTAL</b>	0	0	0	0	0	0	0	0	0	0	137	151	153	215	<b>656</b>
2013	ENG	0	0	0	0	0	0	0	0	0	0	77	89	134	162	<b>462</b>
	Ext-F	0	0	0	0	0	0	0	0	0	0	18	22	20	14	<b>74</b>
	<b>TOTAL</b>	0	0	0	0	0	0	0	0	0	0	95	111	154	176	<b>536</b>
2014	ENG	0	0	0	0	0	0	0	0	0	0	86	83	94	134	<b>397</b>
	Ext-F	0	0	0	0	0	0	0	0	0	0	11	14	19	26	<b>70</b>
	<b>TOTAL</b>	0	0	0	0	0	0	0	0	0	0	97	97	113	160	<b>467</b>
2015	ENG	0	0	0	0	0	0	0	0	0	0	88	83	79	107	<b>357</b>
	Ext-F	0	0	0	0	0	0	0	0	0	0	18	9	14	18	<b>59</b>
	<b>TOTAL</b>	0	0	0	0	0	0	0	0	0	0	106	92	93	125	<b>416</b>

## SIP 2.1.2—Historic Enrolment

M.M. Robinson HS

### M.M. Robinson HS

Year	Program	JK	SK	GR01	GR02	GR03	GR04	GR05	GR06	GR07	GR08	GR09	GR10	GR11	GR12	Total
2010	ENG	0	0	0	0	0	0	0	0	0	0	191	189	241	395	<b>1016</b>
	FI	0	0	0	0	0	0	0	0	0	0	34	41	35	46	<b>156</b>
	SC-SPED	0	0	0	0	0	0	0	0	0	0	1	0	0	0	<b>1</b>
	<b>TOTAL</b>	<b>0</b>	<b>0</b>	<b>0</b>	<b>0</b>	<b>0</b>	<b>0</b>	<b>0</b>	<b>0</b>	<b>0</b>	<b>0</b>	<b>226</b>	<b>230</b>	<b>276</b>	<b>441</b>	<b>1173</b>
2011	ENG	0	0	0	0	0	0	0	0	0	0	178	192	198	376	<b>944</b>
	FI	0	0	0	0	0	0	0	0	0	0	34	34	38	33	<b>139</b>
	SC-SPED	0	0	0	0	0	0	0	0	0	0	0	0	0	0	<b>0</b>
	<b>TOTAL</b>	<b>0</b>	<b>0</b>	<b>0</b>	<b>0</b>	<b>0</b>	<b>0</b>	<b>0</b>	<b>0</b>	<b>0</b>	<b>0</b>	<b>212</b>	<b>226</b>	<b>236</b>	<b>409</b>	<b>1083</b>
2012	ENG	0	0	0	0	0	0	0	0	0	0	165	187	205	306	<b>863</b>
	FI	0	0	0	0	0	0	0	0	0	0	35	34	33	39	<b>141</b>
	SC-SPED	0	0	0	0	0	0	0	0	0	0	0	0	0	0	<b>0</b>
	<b>TOTAL</b>	<b>0</b>	<b>0</b>	<b>0</b>	<b>0</b>	<b>0</b>	<b>0</b>	<b>0</b>	<b>0</b>	<b>0</b>	<b>0</b>	<b>200</b>	<b>221</b>	<b>238</b>	<b>345</b>	<b>1004</b>
2013	ENG	0	0	0	0	0	0	0	0	0	0	121	148	193	306	<b>768</b>
	FI	0	0	0	0	0	0	0	0	0	0	34	31	32	42	<b>139</b>
	SC-SPED	0	0	0	0	0	0	0	0	0	0	10	1	1	0	<b>12</b>
	<b>TOTAL</b>	<b>0</b>	<b>0</b>	<b>0</b>	<b>0</b>	<b>0</b>	<b>0</b>	<b>0</b>	<b>0</b>	<b>0</b>	<b>0</b>	<b>165</b>	<b>180</b>	<b>226</b>	<b>348</b>	<b>919</b>
2014	ENG	0	0	0	0	0	0	0	0	0	0	136	120	142	284	<b>682</b>
	FI	0	0	0	0	0	0	0	0	0	0	24	35	35	35	<b>129</b>
	SC-SPED	0	0	0	0	0	0	0	0	0	0	8	5	1	3	<b>17</b>
	<b>TOTAL</b>	<b>0</b>	<b>0</b>	<b>0</b>	<b>0</b>	<b>0</b>	<b>0</b>	<b>0</b>	<b>0</b>	<b>0</b>	<b>0</b>	<b>168</b>	<b>160</b>	<b>178</b>	<b>322</b>	<b>828</b>
2015	ENG	0	0	0	0	0	0	0	0	0	0	101	131	132	229	<b>593</b>
	FI	0	0	0	0	0	0	0	0	0	0	22	24	32	32	<b>110</b>
	SC-SPED	0	0	0	0	0	0	0	0	0	0	7	11	5	4	<b>27</b>
	<b>TOTAL</b>	<b>0</b>	<b>0</b>	<b>0</b>	<b>0</b>	<b>0</b>	<b>0</b>	<b>0</b>	<b>0</b>	<b>0</b>	<b>0</b>	<b>130</b>	<b>166</b>	<b>169</b>	<b>265</b>	<b>730</b>



## SIP 2.1.2—Historic Enrolment

Nelson HS

### Nelson HS

Year	Program	JK	SK	GR01	GR02	GR03	GR04	GR05	GR06	GR07	GR08	GR09	GR10	GR11	GR12	Total
2010	ENG	0	0	0	0	0	0	0	0	0	0	292	308	293	354	<b>1247</b>
	FI	0	0	0	0	0	0	0	0	0	0	57	40	50	42	<b>189</b>
	<b>TOTAL</b>	<b>0</b>	<b>0</b>	<b>0</b>	<b>0</b>	<b>0</b>	<b>0</b>	<b>0</b>	<b>0</b>	<b>0</b>	<b>0</b>	<b>349</b>	<b>348</b>	<b>343</b>	<b>396</b>	<b>1436</b>
2011	ENG	0	0	0	0	0	0	0	0	0	0	299	293	303	369	<b>1264</b>
	FI	0	0	0	0	0	0	0	0	0	0	61	54	37	50	<b>202</b>
	<b>TOTAL</b>	<b>0</b>	<b>0</b>	<b>0</b>	<b>0</b>	<b>0</b>	<b>0</b>	<b>0</b>	<b>0</b>	<b>0</b>	<b>0</b>	<b>360</b>	<b>347</b>	<b>340</b>	<b>419</b>	<b>1466</b>
2012	ENG	0	0	0	0	0	0	0	0	0	0	308	308	295	357	<b>1268</b>
	FI	0	0	0	0	0	0	0	0	0	0	45	60	54	40	<b>199</b>
	<b>TOTAL</b>	<b>0</b>	<b>0</b>	<b>0</b>	<b>0</b>	<b>0</b>	<b>0</b>	<b>0</b>	<b>0</b>	<b>0</b>	<b>0</b>	<b>353</b>	<b>368</b>	<b>349</b>	<b>397</b>	<b>1467</b>
2013	ENG	0	0	0	0	0	0	0	0	0	0	176	222	301	357	<b>1056</b>
	FI	0	0	0	0	0	0	0	0	0	0	35	20	63	55	<b>173</b>
	<b>TOTAL</b>	<b>0</b>	<b>0</b>	<b>0</b>	<b>0</b>	<b>0</b>	<b>0</b>	<b>0</b>	<b>0</b>	<b>0</b>	<b>0</b>	<b>211</b>	<b>242</b>	<b>364</b>	<b>412</b>	<b>1229</b>
2014	ENG	0	0	0	0	0	0	0	0	0	0	221	172	215	373	<b>981</b>
	FI	0	0	0	0	0	0	0	0	0	0	35	35	24	64	<b>158</b>
	<b>TOTAL</b>	<b>0</b>	<b>0</b>	<b>0</b>	<b>0</b>	<b>0</b>	<b>0</b>	<b>0</b>	<b>0</b>	<b>0</b>	<b>0</b>	<b>256</b>	<b>207</b>	<b>239</b>	<b>437</b>	<b>1139</b>
2015	ENG	0	0	0	0	0	0	0	0	0	0	190	231	175	273	<b>869</b>
	FI	0	0	0	0	0	0	0	0	0	0	41	35	32	21	<b>129</b>
	<b>TOTAL</b>	<b>0</b>	<b>0</b>	<b>0</b>	<b>0</b>	<b>0</b>	<b>0</b>	<b>0</b>	<b>0</b>	<b>0</b>	<b>0</b>	<b>231</b>	<b>266</b>	<b>207</b>	<b>294</b>	<b>998</b>

## SIP 2.1.2—Historic Enrolment

Robert Bateman HS

### Robert Bateman HS

Year	Program	JK	SK	GR01	GR02	GR03	GR04	GR05	GR06	GR07	GR08	GR09	GR10	GR11	GR12	Total
2010	ENG	0	0	0	0	0	0	0	0	0	0	212	202	234	265	<b>913</b>
	SC-SPED	0	0	0	0	0	0	0	0	0	0	82	55	73	138	<b>348</b>
	<b>TOTAL</b>	0	0	0	0	0	0	0	0	0	0	294	257	307	403	<b>1261</b>
2011	ENG	0	0	0	0	0	0	0	0	0	0	211	213	212	269	<b>905</b>
	SC-SPED	0	0	0	0	0	0	0	0	0	0	64	67	58	127	<b>316</b>
	<b>TOTAL</b>	0	0	0	0	0	0	0	0	0	0	275	280	270	396	<b>1221</b>
2012	ENG	0	0	0	0	0	0	0	0	0	0	182	221	214	269	<b>886</b>
	SC-SPED	0	0	0	0	0	0	0	0	0	0	69	49	65	119	<b>302</b>
	<b>TOTAL</b>	0	0	0	0	0	0	0	0	0	0	251	270	279	388	<b>1188</b>
2013	ENG	0	0	0	0	0	0	0	0	0	0	157	141	220	279	<b>797</b>
	SC-SPED	0	0	0	0	0	0	0	0	0	0	70	42	50	127	<b>289</b>
	<b>TOTAL</b>	0	0	0	0	0	0	0	0	0	0	227	183	270	406	<b>1086</b>
2014	ENG	0	0	0	0	0	0	0	0	0	0	135	168	137	238	<b>678</b>
	SC-SPED	0	0	0	0	0	0	0	0	0	0	63	45	34	111	<b>253</b>
	<b>TOTAL</b>	0	0	0	0	0	0	0	0	0	0	198	213	171	349	<b>931</b>
2015	ENG	0	0	0	0	0	0	0	0	0	0	111	130	161	165	<b>567</b>
	SC-SPED	0	0	0	0	0	0	0	0	0	0	45	44	49	94	<b>232</b>
	<b>TOTAL</b>	0	0	0	0	0	0	0	0	0	0	156	174	210	259	<b>799</b>

## SIP 2.1.3—Projected Enrolment

Aldershot HS

### Aldershot HS

Year	Program	JK	SK	GR01	GR02	GR03	GR04	GR05	GR06	GR07	GR08	GR09	GR10	GR11	GR12	Total
2016*	ENG	0	0	0	0	0	0	0	0	0	0	84	71	78	104	337
	FI	0	0	0	0	0	0	0	0	0	0	31	26	23	19	99
	<b>TOTAL</b>	0	0	0	0	0	0	0	0	0	0	115	97	101	123	436
2017	ENG	0	0	0	0	0	0	0	0	0	0	115	85	69	101	370
	FI	0	0	0	0	0	0	0	0	0	0	29	29	25	23	106
	<b>TOTAL</b>	0	0	0	0	0	0	0	0	0	0	144	114	94	124	476
2018	ENG	0	0	0	0	0	0	0	0	0	0	79	109	85	88	361
	FI	0	0	0	0	0	0	0	0	0	0	23	29	28	25	105
	<b>TOTAL</b>	0	0	0	0	0	0	0	0	0	0	102	138	113	113	466
2019	ENG	0	0	0	0	0	0	0	0	0	0	84	76	109	101	370
	FI	0	0	0	0	0	0	0	0	0	0	26	23	27	28	104
	<b>TOTAL</b>	0	0	0	0	0	0	0	0	0	0	110	99	136	129	474
2020	ENG	0	0	0	0	0	0	0	0	0	0	72	80	76	129	357
	FI	0	0	0	0	0	0	0	0	0	0	28	26	22	28	104
	<b>TOTAL</b>	0	0	0	0	0	0	0	0	0	0	100	106	98	157	461
2021	ENG	0	0	0	0	0	0	0	0	0	0	80	69	81	100	330
	FI	0	0	0	0	0	0	0	0	0	0	32	28	25	23	108
	<b>TOTAL</b>	0	0	0	0	0	0	0	0	0	0	112	97	106	123	438
2022	ENG	0	0	0	0	0	0	0	0	0	0	78	78	71	100	327
	FI	0	0	0	0	0	0	0	0	0	0	23	32	27	25	107
	<b>TOTAL</b>	0	0	0	0	0	0	0	0	0	0	101	110	98	125	434
2023	ENG	0	0	0	0	0	0	0	0	0	0	72	75	79	90	316
	FI	0	0	0	0	0	0	0	0	0	0	30	23	30	28	111
	<b>TOTAL</b>	0	0	0	0	0	0	0	0	0	0	102	98	109	118	427
2024	ENG	0	0	0	0	0	0	0	0	0	0	70	69	76	96	311
	FI	0	0	0	0	0	0	0	0	0	0	25	30	22	31	108
	<b>TOTAL</b>	0	0	0	0	0	0	0	0	0	0	95	99	98	127	419
2025	ENG	0	0	0	0	0	0	0	0	0	0	75	67	70	94	306
	FI	0	0	0	0	0	0	0	0	0	0	28	25	28	23	104
	<b>TOTAL</b>	0	0	0	0	0	0	0	0	0	0	103	92	98	117	410

\* Actual enrolment as of October 31, 2016.

## SIP 2.1.3—Projected Enrolment

Burlington Central HS

### Burlington Central HS

Year	Program	JK	SK	GR01	GR02	GR03	GR04	GR05	GR06	GR07	GR08	GR09	GR10	GR11	GR12	Total
2016*	ENG	0	0	0	0	0	0	0	0	0	0	108	119	108	207	542
	FI	0	0	0	0	0	0	0	0	0	0	8	20	14	12	54
	SC-SPED	0	0	0	0	0	0	0	0	0	0	1	0	0	0	1
	<b>TOTAL</b>	0	0	0	0	0	0	0	0	0	0	0	117	139	122	219
2017	ENG	0	0	0	0	0	0	0	0	0	0	134	107	117	149	507
	FI	0	0	0	0	0	0	0	0	0	0	20	11	18	14	63
	<b>TOTAL</b>	0	0	0	0	0	0	0	0	0	0	154	118	135	163	570
2018	ENG	0	0	0	0	0	0	0	0	0	0	116	134	107	155	512
	FI	0	0	0	0	0	0	0	0	0	0	29	20	10	19	78
	<b>TOTAL</b>	0	0	0	0	0	0	0	0	0	0	145	154	117	174	590
2019	ENG	0	0	0	0	0	0	0	0	0	0	103	116	134	146	499
	FI	0	0	0	0	0	0	0	0	0	0	26	29	19	12	86
	<b>TOTAL</b>	0	0	0	0	0	0	0	0	0	0	129	145	153	158	585
2020	ENG	0	0	0	0	0	0	0	0	0	0	95	104	116	174	489
	FI	0	0	0	0	0	0	0	0	0	0	30	26	28	19	103
	<b>TOTAL</b>	0	0	0	0	0	0	0	0	0	0	125	130	144	193	592
2021	ENG	0	0	0	0	0	0	0	0	0	0	111	96	104	159	470
	FI	0	0	0	0	0	0	0	0	0	0	43	30	25	28	126
	<b>TOTAL</b>	0	0	0	0	0	0	0	0	0	0	154	126	129	187	596
2022	ENG	0	0	0	0	0	0	0	0	0	0	109	111	96	144	460
	FI	0	0	0	0	0	0	0	0	0	0	32	43	29	27	131
	<b>TOTAL</b>	0	0	0	0	0	0	0	0	0	0	141	154	125	171	591
2023	ENG	0	0	0	0	0	0	0	0	0	0	115	109	112	132	468
	FI	0	0	0	0	0	0	0	0	0	0	29	32	41	30	132
	<b>TOTAL</b>	0	0	0	0	0	0	0	0	0	0	144	141	153	162	600
2024	ENG	0	0	0	0	0	0	0	0	0	0	111	115	110	147	483
	FI	0	0	0	0	0	0	0	0	0	0	32	29	31	42	134
	<b>TOTAL</b>	0	0	0	0	0	0	0	0	0	0	143	144	141	189	617
2025	ENG	0	0	0	0	0	0	0	0	0	0	97	111	116	148	472
	FI	0	0	0	0	0	0	0	0	0	0	31	33	28	33	125
	<b>TOTAL</b>	0	0	0	0	0	0	0	0	0	0	128	144	144	181	597

\* Actual enrolment as of October 31, 2016.

## SIP 2.1.3—Projected Enrolment

Dr. Frank J. Hayden SS

### Dr. Frank J. Hayden SS

Year	Program	JK	SK	GR01	GR02	GR03	GR04	GR05	GR06	GR07	GR08	GR09	GR10	GR11	GR12	Total
2016*	ENG	0	0	0	0	0	0	0	0	0	0	296	331	316	342	<b>1285</b>
	FI	0	0	0	0	0	0	0	0	0	0	73	80	33	65	<b>251</b>
	<b>TOTAL</b>	<b>0</b>	<b>0</b>	<b>0</b>	<b>0</b>	<b>0</b>	<b>0</b>	<b>0</b>	<b>0</b>	<b>0</b>	<b>0</b>	<b>369</b>	<b>411</b>	<b>349</b>	<b>407</b>	<b>1536</b>
2017	ENG	0	0	0	0	0	0	0	0	0	0	345	304	339	363	<b>1351</b>
	FI	0	0	0	0	0	0	0	0	0	0	95	70	74	34	<b>273</b>
	<b>TOTAL</b>	<b>0</b>	<b>0</b>	<b>0</b>	<b>0</b>	<b>0</b>	<b>0</b>	<b>0</b>	<b>0</b>	<b>0</b>	<b>0</b>	<b>440</b>	<b>374</b>	<b>413</b>	<b>397</b>	<b>1624</b>
2018	ENG	0	0	0	0	0	0	0	0	0	0	351	345	304	391	<b>1391</b>
	FI	0	0	0	0	0	0	0	0	0	0	97	90	66	74	<b>327</b>
	<b>TOTAL</b>	<b>0</b>	<b>0</b>	<b>0</b>	<b>0</b>	<b>0</b>	<b>0</b>	<b>0</b>	<b>0</b>	<b>0</b>	<b>0</b>	<b>448</b>	<b>435</b>	<b>370</b>	<b>465</b>	<b>1718</b>
2019	ENG	0	0	0	0	0	0	0	0	0	0	329	352	347	351	<b>1379</b>
	FI	0	0	0	0	0	0	0	0	0	0	110	93	86	66	<b>355</b>
	<b>TOTAL</b>	<b>0</b>	<b>0</b>	<b>0</b>	<b>0</b>	<b>0</b>	<b>0</b>	<b>0</b>	<b>0</b>	<b>0</b>	<b>0</b>	<b>439</b>	<b>445</b>	<b>433</b>	<b>417</b>	<b>1734</b>
2020	ENG	0	0	0	0	0	0	0	0	0	0	317	330	353	399	<b>1399</b>
	FI	0	0	0	0	0	0	0	0	0	0	120	105	88	86	<b>399</b>
	<b>TOTAL</b>	<b>0</b>	<b>0</b>	<b>0</b>	<b>0</b>	<b>0</b>	<b>0</b>	<b>0</b>	<b>0</b>	<b>0</b>	<b>0</b>	<b>437</b>	<b>435</b>	<b>441</b>	<b>485</b>	<b>1798</b>
2021	ENG	0	0	0	0	0	0	0	0	0	0	363	318	331	406	<b>1418</b>
	FI	0	0	0	0	0	0	0	0	0	0	109	114	100	88	<b>411</b>
	<b>TOTAL</b>	<b>0</b>	<b>0</b>	<b>0</b>	<b>0</b>	<b>0</b>	<b>0</b>	<b>0</b>	<b>0</b>	<b>0</b>	<b>0</b>	<b>472</b>	<b>432</b>	<b>431</b>	<b>494</b>	<b>1829</b>
2022	ENG	0	0	0	0	0	0	0	0	0	0	312	363	318	380	<b>1373</b>
	FI	0	0	0	0	0	0	0	0	0	0	109	104	108	100	<b>421</b>
	<b>TOTAL</b>	<b>0</b>	<b>0</b>	<b>0</b>	<b>0</b>	<b>0</b>	<b>0</b>	<b>0</b>	<b>0</b>	<b>0</b>	<b>0</b>	<b>421</b>	<b>467</b>	<b>426</b>	<b>480</b>	<b>1794</b>
2023	ENG	0	0	0	0	0	0	0	0	0	0	308	312	363	365	<b>1348</b>
	FI	0	0	0	0	0	0	0	0	0	0	116	104	99	108	<b>427</b>
	<b>TOTAL</b>	<b>0</b>	<b>0</b>	<b>0</b>	<b>0</b>	<b>0</b>	<b>0</b>	<b>0</b>	<b>0</b>	<b>0</b>	<b>0</b>	<b>424</b>	<b>416</b>	<b>462</b>	<b>473</b>	<b>1775</b>
2024	ENG	0	0	0	0	0	0	0	0	0	0	321	308	313	417	<b>1359</b>
	FI	0	0	0	0	0	0	0	0	0	0	88	110	99	99	<b>396</b>
	<b>TOTAL</b>	<b>0</b>	<b>0</b>	<b>0</b>	<b>0</b>	<b>0</b>	<b>0</b>	<b>0</b>	<b>0</b>	<b>0</b>	<b>0</b>	<b>409</b>	<b>418</b>	<b>412</b>	<b>516</b>	<b>1755</b>
2025	ENG	0	0	0	0	0	0	0	0	0	0	303	321	308	359	<b>1291</b>
	FI	0	0	0	0	0	0	0	0	0	0	99	84	105	99	<b>387</b>
	<b>TOTAL</b>	<b>0</b>	<b>0</b>	<b>0</b>	<b>0</b>	<b>0</b>	<b>0</b>	<b>0</b>	<b>0</b>	<b>0</b>	<b>0</b>	<b>402</b>	<b>405</b>	<b>413</b>	<b>458</b>	<b>1678</b>

\* Actual enrolment as of October 31, 2016.

## SIP 2.1.3—Projected Enrolment

Lester B. Pearson HS

### Lester B. Pearson HS

Year	Program	JK	SK	GR01	GR02	GR03	GR04	GR05	GR06	GR07	GR08	GR09	GR10	GR11	GR12	Total
2016*	ENG	0	0	0	0	0	0	0	0	0	0	76	97	80	93	346
	Ext-F	0	0	0	0	0	0	0	0	0	0	17	8	7	14	46
	TOTAL	0	0	0	0	0	0	0	0	0	0	93	105	87	107	392
2017	ENG	0	0	0	0	0	0	0	0	0	0	71	84	91	98	344
	Ext-F	0	0	0	0	0	0	0	0	0	0	16	14	15	6	51
	TOTAL	0	0	0	0	0	0	0	0	0	0	87	98	106	104	395
2018	ENG	0	0	0	0	0	0	0	0	0	0	72	71	84	99	326
	Ext-F	0	0	0	0	0	0	0	0	0	0	17	14	14	16	61
	TOTAL	0	0	0	0	0	0	0	0	0	0	89	85	98	115	387
2019	ENG	0	0	0	0	0	0	0	0	0	0	86	72	71	94	323
	Ext-F	0	0	0	0	0	0	0	0	0	0	16	15	13	15	59
	TOTAL	0	0	0	0	0	0	0	0	0	0	102	87	84	109	382
2020	ENG	0	0	0	0	0	0	0	0	0	0	59	86	72	80	297
	Ext-F	0	0	0	0	0	0	0	0	0	0	14	14	14	14	56
	TOTAL	0	0	0	0	0	0	0	0	0	0	73	100	86	94	353
2021	ENG	0	0	0	0	0	0	0	0	0	0	84	59	86	79	308
	Ext-F	0	0	0	0	0	0	0	0	0	0	16	12	13	15	56
	TOTAL	0	0	0	0	0	0	0	0	0	0	100	71	99	94	364
2022	ENG	0	0	0	0	0	0	0	0	0	0	71	84	59	94	308
	Ext-F	0	0	0	0	0	0	0	0	0	0	16	15	12	14	57
	TOTAL	0	0	0	0	0	0	0	0	0	0	87	99	71	108	365
2023	ENG	0	0	0	0	0	0	0	0	0	0	58	71	84	68	281
	Ext-F	0	0	0	0	0	0	0	0	0	0	13	14	14	13	54
	TOTAL	0	0	0	0	0	0	0	0	0	0	71	85	98	81	335
2024	ENG	0	0	0	0	0	0	0	0	0	0	63	58	71	90	282
	Ext-F	0	0	0	0	0	0	0	0	0	0	14	12	14	15	55
	TOTAL	0	0	0	0	0	0	0	0	0	0	77	70	85	105	337
2025	ENG	0	0	0	0	0	0	0	0	0	0	67	63	58	80	268
	Ext-F	0	0	0	0	0	0	0	0	0	0	15	12	11	15	53
	TOTAL	0	0	0	0	0	0	0	0	0	0	82	75	69	95	321

\* Actual enrolment as of October 31, 2016.

## SIP 2.1.3—Projected Enrolment

M.M. Robinson HS

### M.M. Robinson HS

Year	Program	JK	SK	GR01	GR02	GR03	GR04	GR05	GR06	GR07	GR08	GR09	GR10	GR11	GR12	Total
2016*	ENG	0	0	0	0	0	0	0	0	0	0	110	111	135	212	568
	FI	0	0	0	0	0	0	0	0	0	0	34	21	26	31	112
	SC-SPED	0	0	0	0	0	0	0	0	0	0	6	7	10	9	32
	<b>TOTAL</b>	<b>0</b>	<b>0</b>	<b>0</b>	<b>0</b>	<b>0</b>	<b>0</b>	<b>0</b>	<b>0</b>	<b>0</b>	<b>0</b>	<b>0</b>	<b>150</b>	<b>139</b>	<b>171</b>	<b>252</b>
2017	ENG	0	0	0	0	0	0	0	0	0	0	105	111	105	203	524
	FI	0	0	0	0	0	0	0	0	0	0	22	30	21	24	97
	SC-SPED	0	0	0	0	0	0	0	0	0	0	7	8	6	9	30
	<b>TOTAL</b>	<b>0</b>	<b>0</b>	<b>0</b>	<b>0</b>	<b>0</b>	<b>0</b>	<b>0</b>	<b>0</b>	<b>0</b>	<b>0</b>	<b>134</b>	<b>149</b>	<b>132</b>	<b>236</b>	<b>651</b>
2018	ENG	0	0	0	0	0	0	0	0	0	0	118	105	116	165	504
	FI	0	0	0	0	0	0	0	0	0	0	36	22	28	22	108
	SC-SPED	0	0	0	0	0	0	0	0	0	0	7	8	6	9	30
	<b>TOTAL</b>	<b>0</b>	<b>0</b>	<b>0</b>	<b>0</b>	<b>0</b>	<b>0</b>	<b>0</b>	<b>0</b>	<b>0</b>	<b>0</b>	<b>161</b>	<b>135</b>	<b>150</b>	<b>196</b>	<b>642</b>
2019	ENG	0	0	0	0	0	0	0	0	0	0	97	118	109	170	494
	FI	0	0	0	0	0	0	0	0	0	0	33	36	21	29	119
	SC-SPED	0	0	0	0	0	0	0	0	0	0	7	8	6	9	30
	<b>TOTAL</b>	<b>0</b>	<b>0</b>	<b>0</b>	<b>0</b>	<b>0</b>	<b>0</b>	<b>0</b>	<b>0</b>	<b>0</b>	<b>0</b>	<b>137</b>	<b>162</b>	<b>136</b>	<b>208</b>	<b>643</b>
2020	ENG	0	0	0	0	0	0	0	0	0	0	97	97	123	165	482
	FI	0	0	0	0	0	0	0	0	0	0	32	33	34	22	121
	SC-SPED	0	0	0	0	0	0	0	0	0	0	7	8	6	9	30
	<b>TOTAL</b>	<b>0</b>	<b>0</b>	<b>0</b>	<b>0</b>	<b>0</b>	<b>0</b>	<b>0</b>	<b>0</b>	<b>0</b>	<b>0</b>	<b>136</b>	<b>138</b>	<b>163</b>	<b>196</b>	<b>633</b>
2021	ENG	0	0	0	0	0	0	0	0	0	0	110	97	101	178	486
	FI	0	0	0	0	0	0	0	0	0	0	48	32	32	35	147
	SC-SPED	0	0	0	0	0	0	0	0	0	0	7	8	6	9	30
	<b>TOTAL</b>	<b>0</b>	<b>0</b>	<b>0</b>	<b>0</b>	<b>0</b>	<b>0</b>	<b>0</b>	<b>0</b>	<b>0</b>	<b>0</b>	<b>165</b>	<b>137</b>	<b>139</b>	<b>222</b>	<b>663</b>
2022	ENG	0	0	0	0	0	0	0	0	0	0	91	110	101	157	459
	FI	0	0	0	0	0	0	0	0	0	0	37	48	31	33	149
	SC-SPED	0	0	0	0	0	0	0	0	0	0	7	8	6	9	30
	<b>TOTAL</b>	<b>0</b>	<b>0</b>	<b>0</b>	<b>0</b>	<b>0</b>	<b>0</b>	<b>0</b>	<b>0</b>	<b>0</b>	<b>0</b>	<b>135</b>	<b>166</b>	<b>138</b>	<b>199</b>	<b>638</b>
2023	ENG	0	0	0	0	0	0	0	0	0	0	80	91	115	153	439
	FI	0	0	0	0	0	0	0	0	0	0	38	37	46	32	153
	SC-SPED	0	0	0	0	0	0	0	0	0	0	7	8	6	9	30
	<b>TOTAL</b>	<b>0</b>	<b>0</b>	<b>0</b>	<b>0</b>	<b>0</b>	<b>0</b>	<b>0</b>	<b>0</b>	<b>0</b>	<b>0</b>	<b>125</b>	<b>136</b>	<b>167</b>	<b>194</b>	<b>622</b>
2024	ENG	0	0	0	0	0	0	0	0	0	0	99	80	95	168	442
	FI	0	0	0	0	0	0	0	0	0	0	39	38	35	47	159
	SC-SPED	0	0	0	0	0	0	0	0	0	0	7	8	6	9	30
	<b>TOTAL</b>	<b>0</b>	<b>0</b>	<b>0</b>	<b>0</b>	<b>0</b>	<b>0</b>	<b>0</b>	<b>0</b>	<b>0</b>	<b>0</b>	<b>145</b>	<b>126</b>	<b>136</b>	<b>224</b>	<b>631</b>
2025	ENG	0	0	0	0	0	0	0	0	0	0	109	99	83	151	442
	FI	0	0	0	0	0	0	0	0	0	0	40	39	36	36	151
	SC-SPED	0	0	0	0	0	0	0	0	0	0	7	8	6	9	30
	<b>TOTAL</b>	<b>0</b>	<b>0</b>	<b>0</b>	<b>0</b>	<b>0</b>	<b>0</b>	<b>0</b>	<b>0</b>	<b>0</b>	<b>0</b>	<b>156</b>	<b>146</b>	<b>125</b>	<b>196</b>	<b>623</b>

\* Actual enrolment as of October 31, 2016.

## SIP 2.1.3—Projected Enrolment

Nelson HS

### Nelson HS

Year	Program	JK	SK	GR01	GR02	GR03	GR04	GR05	GR06	GR07	GR08	GR09	GR10	GR11	GR12	Total
2016*	ENG	0	0	0	0	0	0	0	0	0	0	198	204	230	235	867
	FI	0	0	0	0	0	0	0	0	0	0	35	35	36	33	139
	<b>TOTAL</b>	0	0	0	0	0	0	0	0	0	0	233	239	266	268	1006
2017	ENG	0	0	0	0	0	0	0	0	0	0	213	198	190	267	868
	FI	0	0	0	0	0	0	0	0	0	0	70	33	41	35	179
	<b>TOTAL</b>	0	0	0	0	0	0	0	0	0	0	283	231	231	302	1047
2018	ENG	0	0	0	0	0	0	0	0	0	0	227	213	198	236	874
	FI	0	0	0	0	0	0	0	0	0	0	58	70	33	41	202
	<b>TOTAL</b>	0	0	0	0	0	0	0	0	0	0	285	283	231	277	1076
2019	ENG	0	0	0	0	0	0	0	0	0	0	181	227	213	238	859
	FI	0	0	0	0	0	0	0	0	0	0	63	58	70	34	225
	<b>TOTAL</b>	0	0	0	0	0	0	0	0	0	0	244	285	283	272	1084
2020	ENG	0	0	0	0	0	0	0	0	0	0	177	181	227	252	837
	FI	0	0	0	0	0	0	0	0	0	0	85	63	58	68	274
	<b>TOTAL</b>	0	0	0	0	0	0	0	0	0	0	262	244	285	320	1111
2021	ENG	0	0	0	0	0	0	0	0	0	0	184	177	181	272	814
	FI	0	0	0	0	0	0	0	0	0	0	90	85	63	59	297
	<b>TOTAL</b>	0	0	0	0	0	0	0	0	0	0	274	262	244	331	1111
2022	ENG	0	0	0	0	0	0	0	0	0	0	168	184	177	231	760
	FI	0	0	0	0	0	0	0	0	0	0	90	90	85	63	328
	<b>TOTAL</b>	0	0	0	0	0	0	0	0	0	0	258	274	262	294	1088
2023	ENG	0	0	0	0	0	0	0	0	0	0	183	168	184	220	755
	FI	0	0	0	0	0	0	0	0	0	0	94	90	90	84	358
	<b>TOTAL</b>	0	0	0	0	0	0	0	0	0	0	277	258	274	304	1113
2024	ENG	0	0	0	0	0	0	0	0	0	0	148	183	168	226	725
	FI	0	0	0	0	0	0	0	0	0	0	72	94	90	90	346
	<b>TOTAL</b>	0	0	0	0	0	0	0	0	0	0	220	277	258	316	1071
2025	ENG	0	0	0	0	0	0	0	0	0	0	185	148	183	214	730
	FI	0	0	0	0	0	0	0	0	0	0	69	72	94	91	326
	<b>TOTAL</b>	0	0	0	0	0	0	0	0	0	0	254	220	277	305	1056

\* Actual enrolment as of October 31, 2016.



## SIP 2.1.3—Projected Enrolment

Robert Bateman HS

### Robert Bateman HS

Year	Program	JK	SK	GR01	GR02	GR03	GR04	GR05	GR06	GR07	GR08	GR09	GR10	GR11	GR12	Total
2016*	ENG	0	0	0	0	0	0	0	0	0	0	125	105	144	186	560
	SC-SPED	0	0	0	0	0	0	0	0	0	0	54	29	49	94	226
	TOTAL	0	0	0	0	0	0	0	0	0	0	179	134	193	280	786
2017	ENG	0	0	0	0	0	0	0	0	0	0	119	115	111	152	497
	SC-SPED	0	0	0	0	0	0	0	0	0	0	65	49	39	114	267
	TOTAL	0	0	0	0	0	0	0	0	0	0	184	164	150	266	764
2018	ENG	0	0	0	0	0	0	0	0	0	0	111	119	115	130	475
	SC-SPED	0	0	0	0	0	0	0	0	0	0	63	47	53	103	266
	TOTAL	0	0	0	0	0	0	0	0	0	0	174	166	168	233	741
2019	ENG	0	0	0	0	0	0	0	0	0	0	106	111	119	131	467
	SC-SPED	0	0	0	0	0	0	0	0	0	0	60	45	51	118	274
	TOTAL	0	0	0	0	0	0	0	0	0	0	166	156	170	249	741
2020	ENG	0	0	0	0	0	0	0	0	0	0	101	106	111	136	454
	SC-SPED	0	0	0	0	0	0	0	0	0	0	62	43	49	118	272
	TOTAL	0	0	0	0	0	0	0	0	0	0	163	149	160	254	726
2021	ENG	0	0	0	0	0	0	0	0	0	0	98	101	106	128	433
	SC-SPED	0	0	0	0	0	0	0	0	0	0	63	45	47	117	272
	TOTAL	0	0	0	0	0	0	0	0	0	0	161	146	153	245	705
2022	ENG	0	0	0	0	0	0	0	0	0	0	92	98	101	122	413
	SC-SPED	0	0	0	0	0	0	0	0	0	0	62	45	49	114	270
	TOTAL	0	0	0	0	0	0	0	0	0	0	154	143	150	236	683
2023	ENG	0	0	0	0	0	0	0	0	0	0	97	92	98	116	403
	SC-SPED	0	0	0	0	0	0	0	0	0	0	61	44	49	115	269
	TOTAL	0	0	0	0	0	0	0	0	0	0	158	136	147	231	672
2024	ENG	0	0	0	0	0	0	0	0	0	0	77	97	92	113	379
	SC-SPED	0	0	0	0	0	0	0	0	0	0	61	44	48	116	269
	TOTAL	0	0	0	0	0	0	0	0	0	0	138	141	140	229	648
2025	ENG	0	0	0	0	0	0	0	0	0	0	114	77	97	106	394
	SC-SPED	0	0	0	0	0	0	0	0	0	0	65	44	48	115	272
	TOTAL	0	0	0	0	0	0	0	0	0	0	179	121	145	221	666

\* Actual enrolment as of October 31, 2016.

## SIP 2.1.4—Students within Catchment by Program

All Schools

School	ENG	FI	ESL	ESL / FI	ESS	GIFTED	FI	IB	SPED	SPED/ ESS	EXTF	Total
Aldershot HS	310	95	0	0	0	0	0	0	0	0	0	405
Burlington Central HS	374	45	52	1	0	0	0	0	1	0	0	473
Dr. Frank J. Hayden SS	1236	231	0	0	0	0	0	0	0	0	0	1467
Lester B. Pearson HS	260	0	0	0	0	0	0	0	0	0	45	305
M.M. Robinson HS	465	103	0	0	0	0	0	0	8	0	0	576
Nelson HS	624	127	0	0	0	32	1	0	0	0	0	784
Robert Bateman HS	283	0	0	0	24	0	0	51	9	3	0	370
<b>Total</b>	<b>3552</b>	<b>601</b>	<b>52</b>	<b>1</b>	<b>24</b>	<b>32</b>	<b>1</b>	<b>51</b>	<b>18</b>	<b>3</b>	<b>45</b>	<b>4380</b>

## SIP 2.1.5—Students out of Catchment, but within Halton Region by Program

All Schools

School	ENG	FI	ESL	ESL / FI	ESS	GIFTED/			SPED/		EXTF	Total
						GIFTED	FI	IB	SPED	ESS		
Aldershot HS	11	1	0	0	0	0	0	0	0	0	0	12
Burlington Central HS	50	8	58	0	0	0	0	0	0	0	0	116
Dr. Frank J. Hayden SS	45	18	0	0	0	0	0	0	0	0	0	63
Lester B. Pearson HS	83	0	0	0	0	0	0	0	0	0	0	83
M.M. Robinson HS	98	9	0	0	0	0	0	0	24	0	0	131
Nelson HS	128	9	0	0	0	79	1	0	0	0	0	217
Robert Bateman HS	101	0	0	0	123	0	0	118	59	4	0	405
<b>Total</b>	<b>516</b>	<b>45</b>	<b>58</b>	<b>0</b>	<b>123</b>	<b>79</b>	<b>1</b>	<b>118</b>	<b>83</b>	<b>4</b>	<b>0</b>	<b>1027</b>

## SIP 2.1.6—Students out of Halton Region by Program

All Schools

School	ENG	FI	ESL	ESL / FI	ESS	GIFTED/			SPED/		EXTF	Total
						GIFTED	FI	IB	SPED	ESS		
Aldershot HS	15	4	0	0	0	0	0	0	0	0	0	19
Burlington Central HS	8	0	0	0	0	0	0	0	0	0	0	8
Dr. Frank J. Hayden SS	4	2	0	0	0	0	0	0	0	0	0	6
Lester B. Pearson HS	3	0	0	0	0	0	0	0	0	0	1	4
M.M. Robinson HS	5	0	0	0	0	0	0	0	0	0	0	5
Nelson HS	4	1	0	0	0	0	0	0	0	0	0	5
Robert Bateman HS	2	0	0	0	3	0	0	5	1	0	0	11
<b>Total</b>	<b>41</b>	<b>7</b>	<b>0</b>	<b>0</b>	<b>3</b>	<b>0</b>	<b>0</b>	<b>5</b>	<b>1</b>	<b>0</b>	<b>1</b>	<b>58</b>

## SIP 2.1.7—Student Distribution

Aldershot HS



# Aldershot

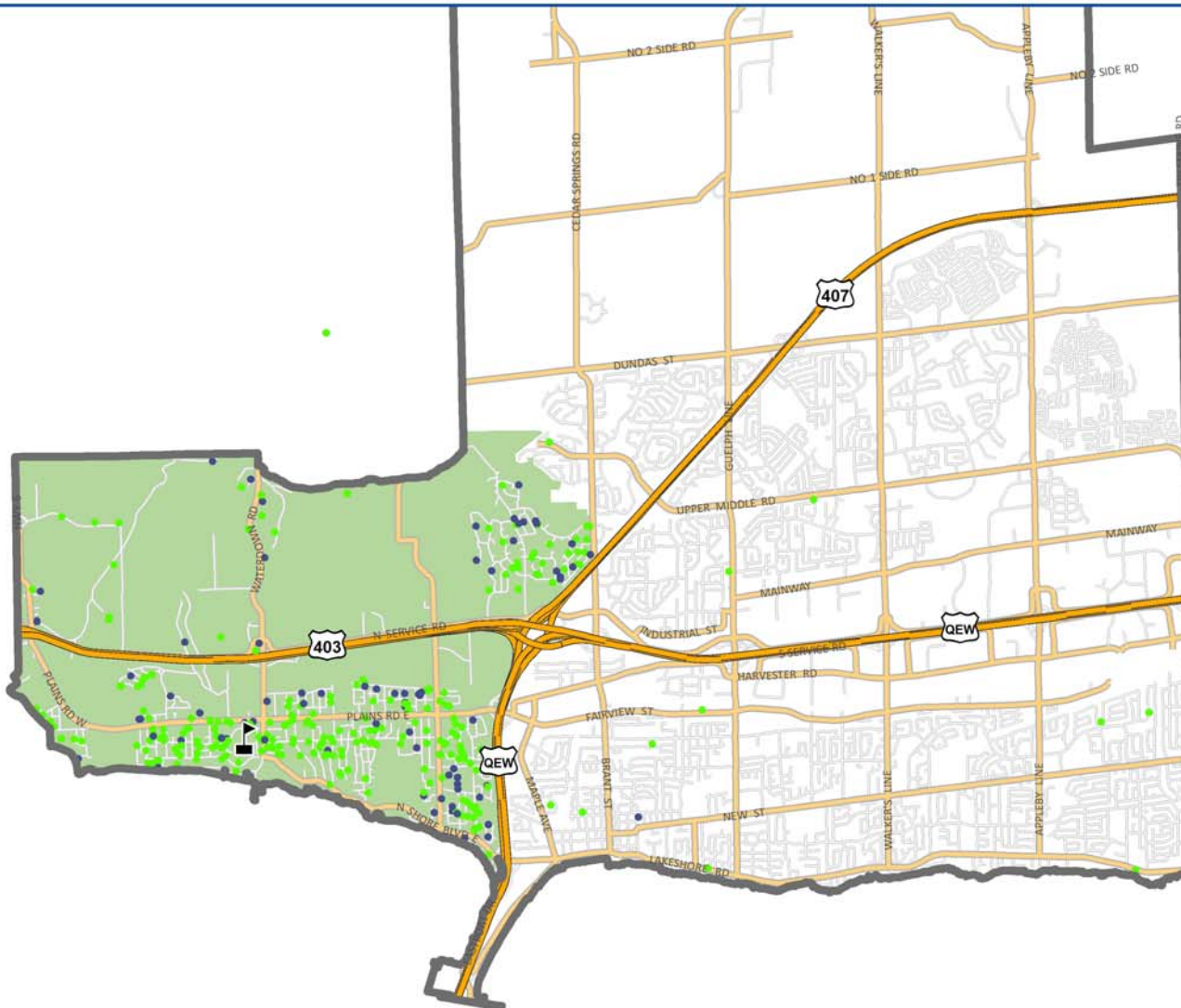
- ENG Students
- FI Students
- ENG & FI Catchment



The current street network was provided by the Regional Municipality of Halton and the Region assumes no responsibility or liability for its use or accuracy.

Proposed roads are subject to change.

It is the intention of the HDSB to provide up-to-date and accurate information, and reasonable efforts have been made by the HDSB to verify the information, however a degree of error or change is inherent. This information is distributed "as is" without warranty. HDSB assumes no legal liability or responsibility for the accuracy, completeness, or usefulness of any information. If you require additional information please contact the Planning Department at 905-335-3663.



	ENG	FI	TOTAL
Within Catchment	310	95	405
Outside of Catchment	11	1	12
Outside of Halton Region	15	4	19
<b>Total</b>	<b>336</b>	<b>100</b>	<b>436</b>

# SIP 2.1.7—Student Distribution

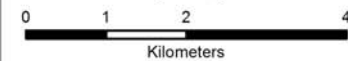
Burlington Central HS



## Burlington Central

- ENG Students
- FI Students
- ESL Students

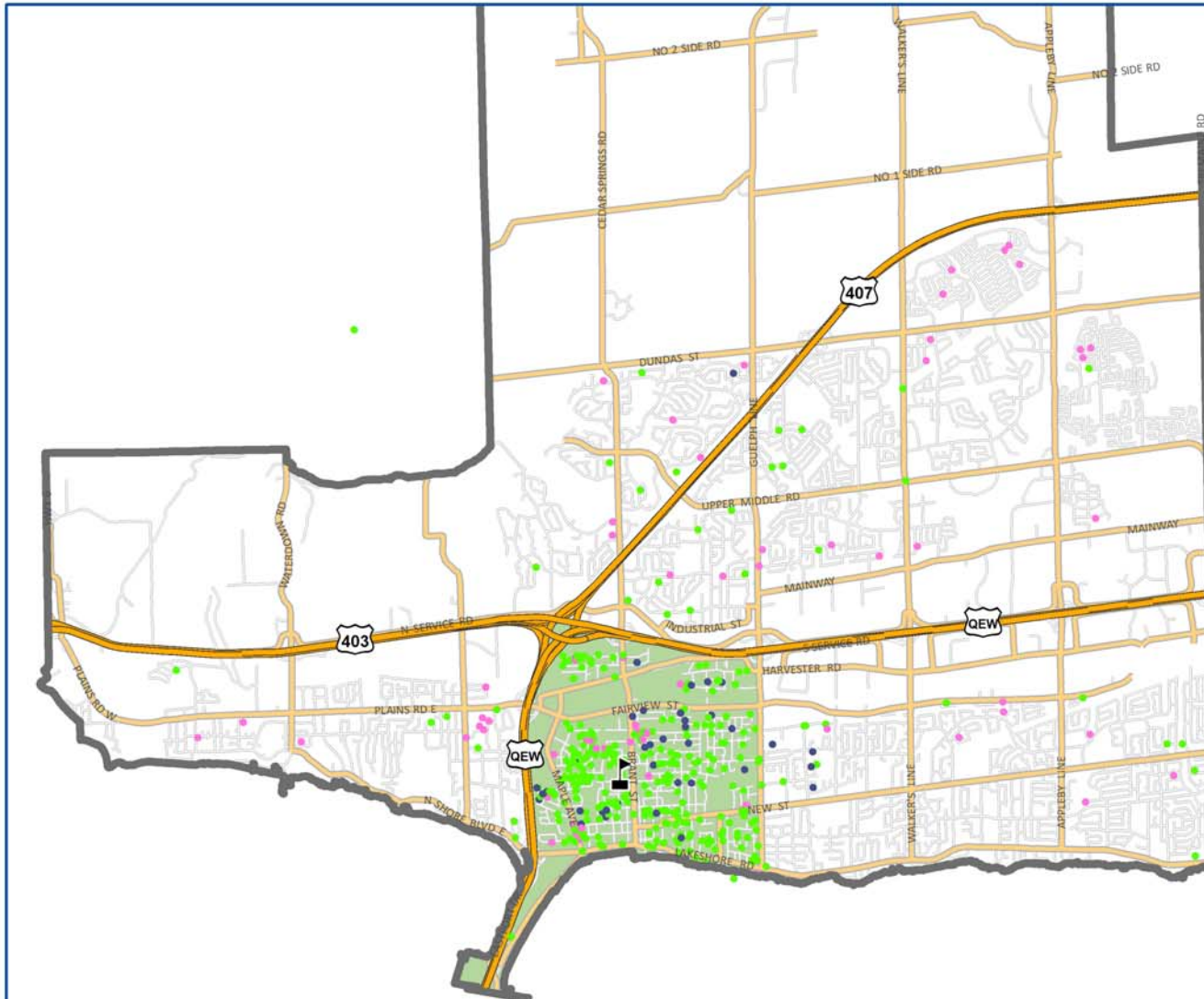
ENG & FI Catchment



The current street network was provided by the Regional Municipality of Halton and the Region assumes no responsibility or liability for its use or accuracy.

Proposed roads are subject to change.

It is the intention of the HDSB to provide up-to-date and accurate information, and reasonable efforts have been made by the HDSB to verify the information, however a degree of error or change is inherent. This information is distributed "as is" without warranty. HDSB assume no legal liability or responsibility for the accuracy, completeness, or usefulness of any information. If you require additional information please contact the Planning Department at 905-335-3663.



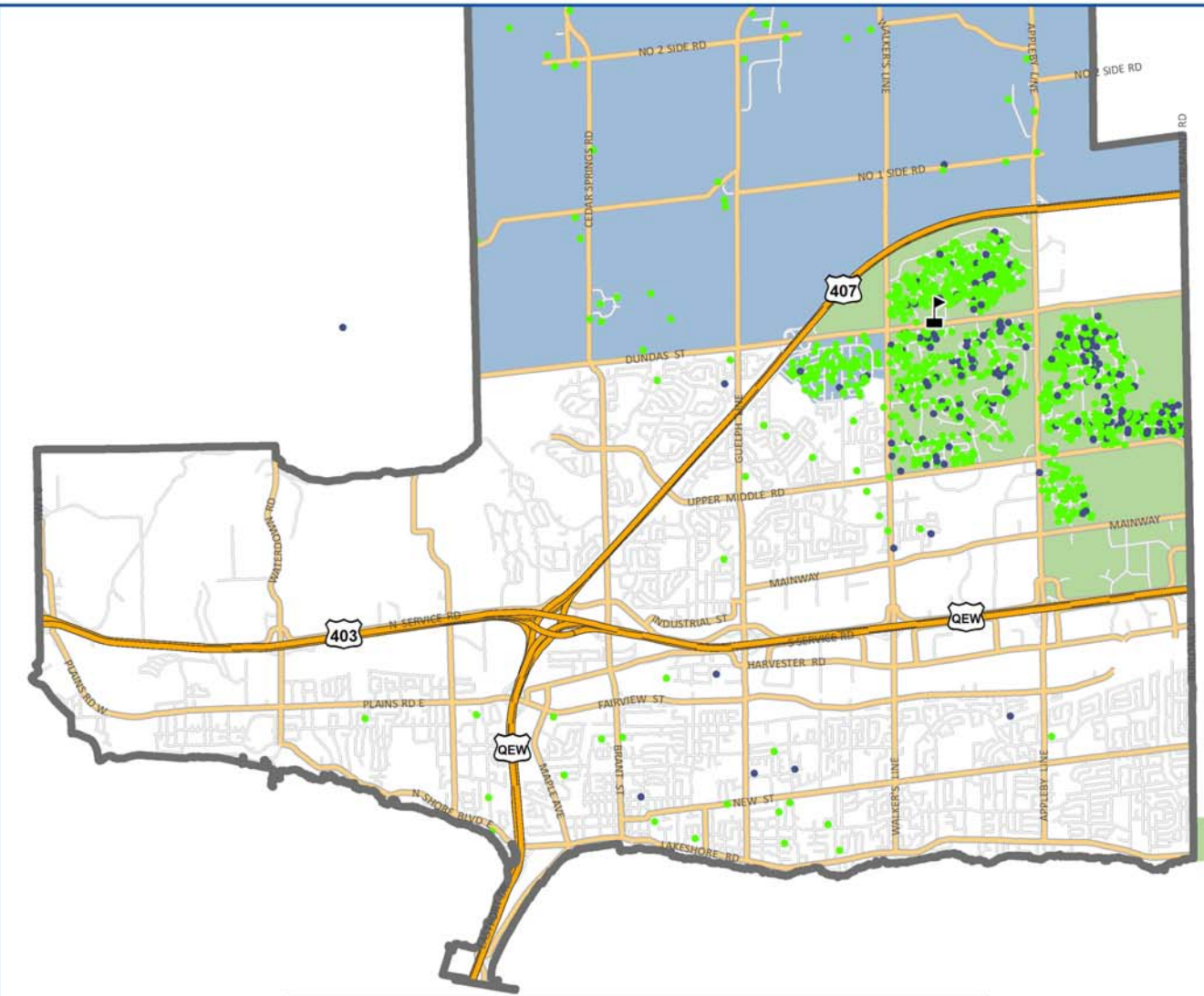
	ENG	FI	SC-SPED	ESL	TOTAL
Within Catchment	374	45	1	53	473
Outside of Catchment	50	8		58	116
Outside of Halton Region	8				8
<b>Total</b>	<b>432</b>	<b>53</b>	<b>1</b>	<b>111</b>	<b>597</b>

# SIP 2.1.7—Student Distribution

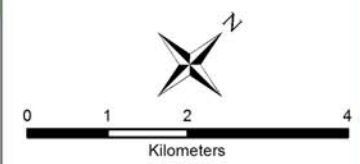
Dr. Frank J. Hayden SS



## Dr. Frank J. Hayden



- ENG Students
- FI Students
- ENG & FI Catchment
- ENG Catchment



The current street network was provided by the Regional Municipality of Halton and the Region assumes no responsibility or liability for its use or accuracy.

Proposed roads are subject to change.

It is the intention of the HDSB to provide up-to-date and accurate information, and reasonable efforts have been made by the HDSB to verify the information, however a degree of error or change is inherent. This information is distributed "as is" without warranty. HDSB assume no legal liability or responsibility for the accuracy, completeness, or usefulness of any information. If you require additional information please contact the Planning Department at 905-335-3663.

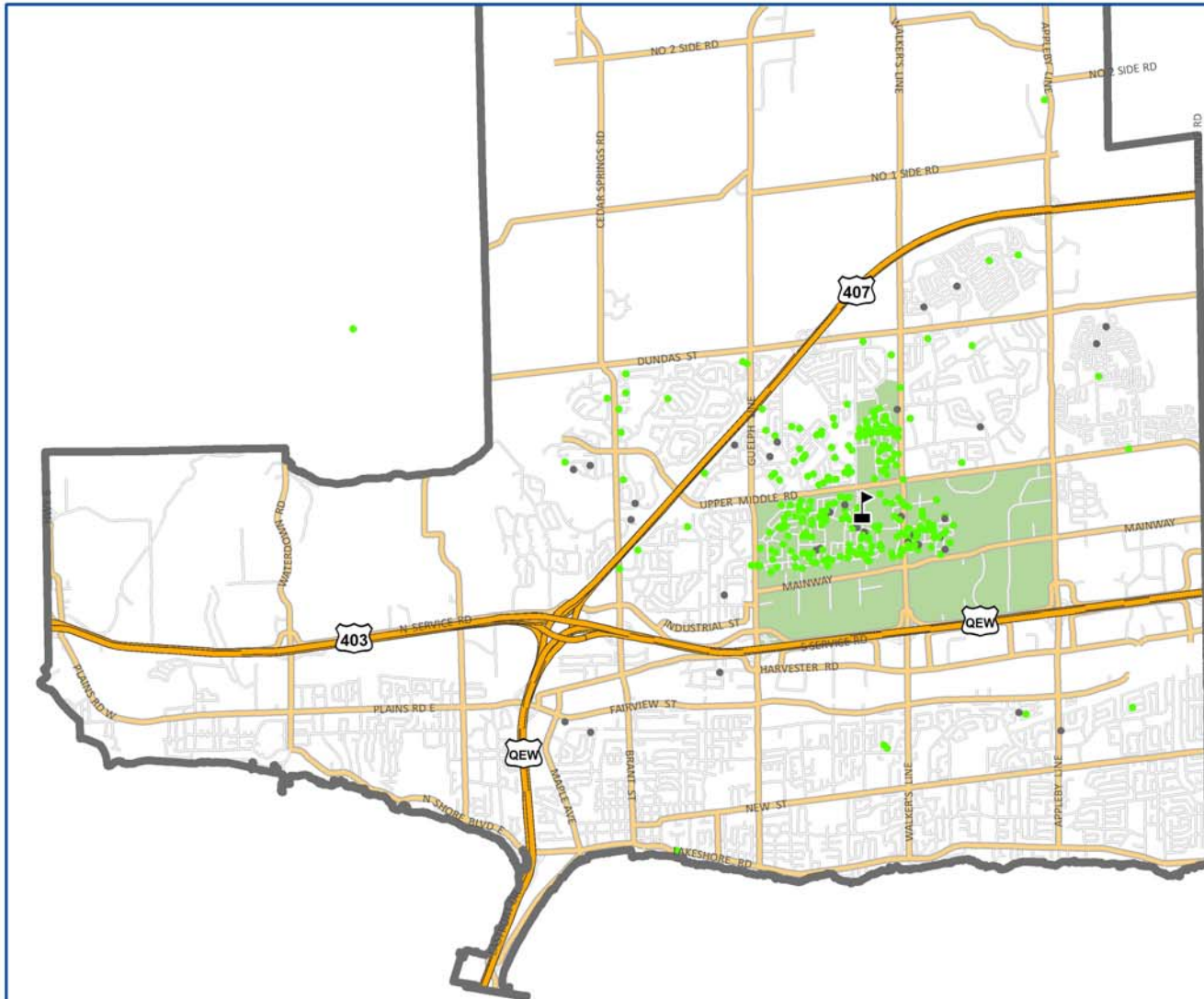
	ENG	FI	TOTAL
Within Catchment	1236	231	1467
Outside of Catchment	45	18	63
Outside of Halton Region	4	2	6
<b>Total</b>	<b>1285</b>	<b>251</b>	<b>1536</b>

# SIP 2.1.7—Student Distribution

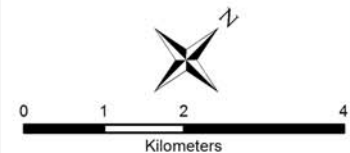
Lester B. Pearson HS



## Lester B. Pearson



- ENG Students
- EXTJ Students
- ENG Catchment



The current street network was provided by the Regional Municipality of Halton and the Region assumes no responsibility or liability for its use or accuracy.

Proposed roads are subject to change.

It is the intention of the HDSB to provide up-to-date and accurate information, and reasonable efforts have been made by the HDSB to verify the information, however a degree of error or change is inherent. This information is distributed "as is" without warranty. HDSB assume no legal liability or responsibility for the accuracy, completeness, or usefulness of any information. If you require additional information please contact the Planning Department at 905-335-3663.

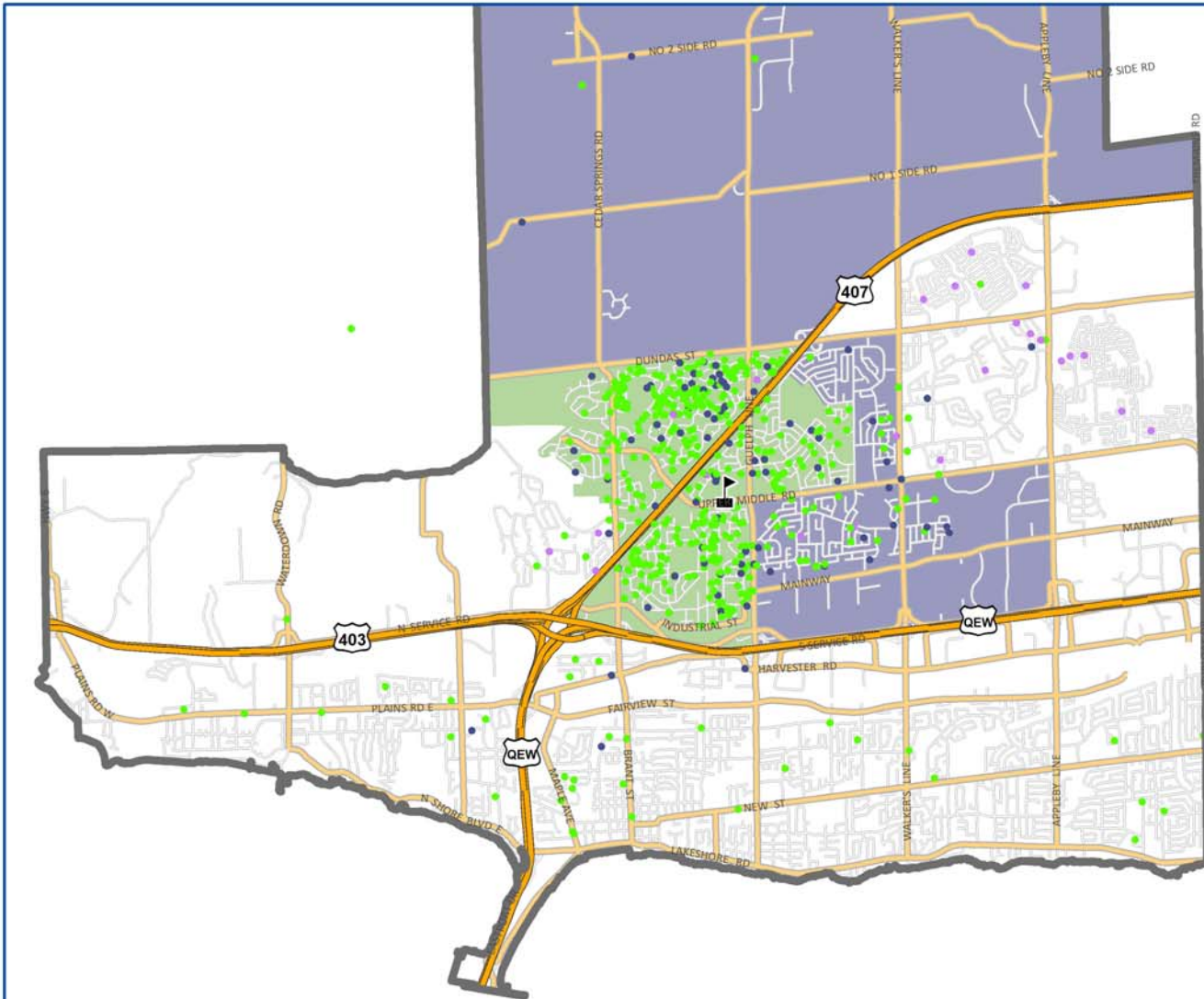
	ENG	EXTJ	TOTAL
Within Catchment	260	45	305
Outside of Catchment	83		83
Outside of Halton Region	3	1	4
<b>Total</b>	<b>346</b>	<b>46</b>	<b>392</b>

# SIP 2.1.7—Student Distribution

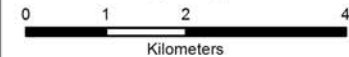
M.M. Robinson HS



## M.M. Robinson



- ENG Students
- FI Students
- SC-SPED Students
- ENG & FI Catchment
- FI Catchment



The current street network was provided by the Regional Municipality of Halton and the Region assumes no responsibility or liability for its use or accuracy.

Proposed roads are subject to change.

It is the intention of the HDSB to provide up-to-date and accurate information, and reasonable efforts have been made by the HDSB to verify the information, however a degree of error or change is inherent. This information is distributed 'as is' without warranty. HDSB assume no legal liability or responsibility for the accuracy, completeness, or usefulness of any information. If you require additional information please contact the Planning Department at 905-335-3663.

	ENG	FI	SC-SPED	TOTAL
Within Catchment	465	103	8	576
Outside of Catchment	98	9	24	131
Outside of Halton Region	5			5
<b>Total</b>	<b>568</b>	<b>112</b>	<b>32</b>	<b>712</b>



# SIP 2.1.7—Student Distribution

Nelson HS



## Nelson

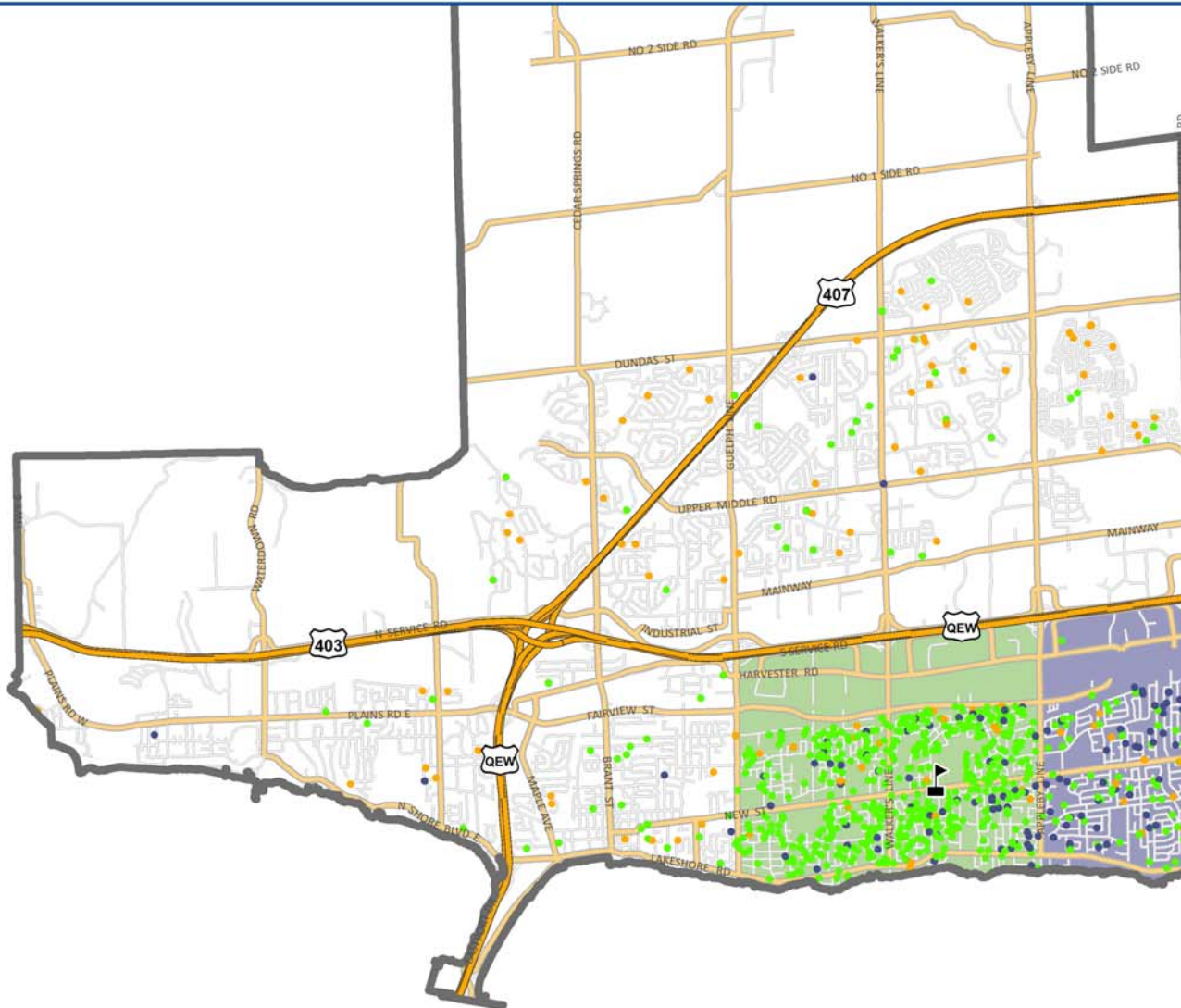
- ENG Students
- FI Students
- Gifted Students
- ENG & FI Catchment
- FI Catchment



The current street network was provided by the Regional Municipality of Halton and the Region assumes no responsibility or liability for its use or accuracy.

Proposed roads are subject to change.

It is the intention of the HDSB to provide up-to-date and accurate information, and reasonable efforts have been made by the HDSB to verify the information, however a degree of error or change is inherent. This information is distributed "as is" without warranty. HDSB assumes no legal liability or responsibility for the accuracy, completeness, or usefulness of any information. If you require additional information please contact the Planning Department at 905-335-3663.



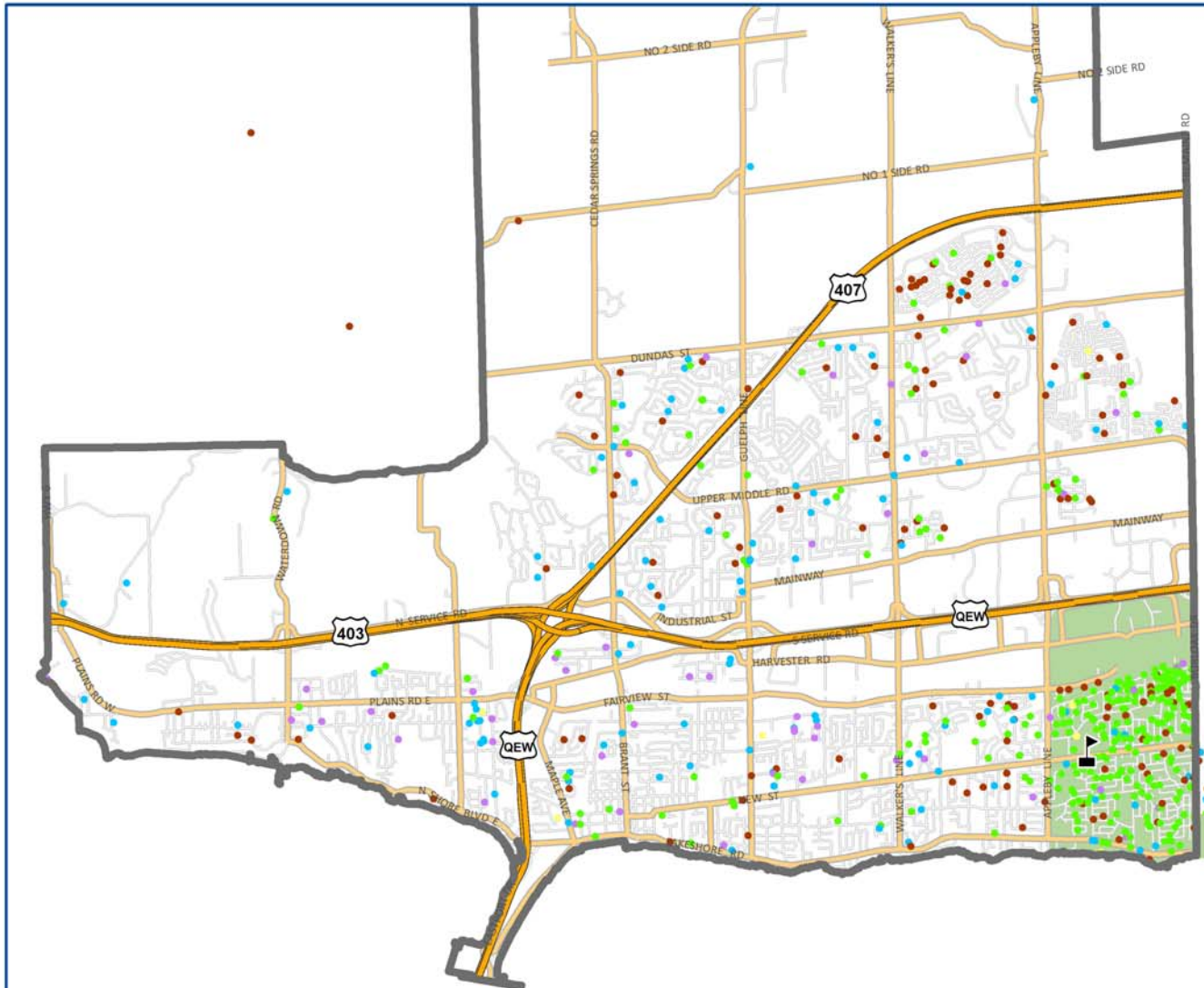
	ENG	FI	Gifted	TOTAL
Within Catchment	624	127	33	784
Outside of Catchment	128	9	80	217
Outside of Halton Region	4	1		5
<b>Total</b>	<b>756</b>	<b>137</b>	<b>113</b>	<b>1006</b>

# SIP 2.1.7—Student Distribution

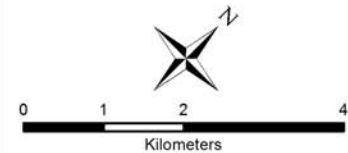
Robert Bateman HS



## Robert Bateman



- ENG Students
- IB Students
- SC-SPED Students
- ESS Students
- SC-SPED / ESS Students
- ENG Catchment



The current street network was provided by the Regional Municipality of Halton and the Region assumes no responsibility or liability for its use or accuracy.

Proposed roads are subject to change.

It is the intention of the HDSB to provide up-to-date and accurate information, and reasonable efforts have been made by the HDSB to verify the information, however a degree of error or change is inherent. This information is distributed "as is" without warranty. HDSB assume no legal liability or responsibility for the accuracy, completeness, or usefulness of any information. If you require additional information please contact the Planning Department at 905-335-3663.

	ENG	IB	SC-SPED	ESS	SC-SPED/ESS	TOTAL
Within Catchment	283	51	9	24	3	370
Outside of Catchment	101	118	59	123	4	405
Outside of Halton Region	2	5	1	3		11
<b>Total</b>	<b>386</b>	<b>174</b>	<b>69</b>	<b>150</b>	<b>7</b>	<b>786</b>

## SIP 2.3.2—Courses Taught

All Schools

Course Code	Course Category	Course Description	Aldershot	Burlington	Dr. Frank J.	Lester B.	M.M.		Robert
			HS	Central HS	Hayden SS	Pearson HS	Robinson HS	Nelson HS	Bateman HS
ADA10	Grade 9 Open	Dramatic Arts		Y	Y	Y	Y	Y	Y
ADA20	Grade 10 Open	Drama	Y	Y	Y	Y	Y	Y	Y
ADA3M	Grade 11 and 12 College/university	Dramatic Arts	Y	Y	Y	Y	Y	Y	
ADA4E	Grade 11 and 12 Workplace general studies	Drama							Y
ADA4M	Grade 11 and 12 College/university	Drama	Y	Y	Y	Y	Y	Y	
ADC30	Grade 11 and 12 Open	Drama in the Community							Y
ADD3M	Grade 11 and 12 College/university	Drama - Production						Y	
ADD4M	Grade 11 and 12 College/university	Drama - Production						Y	
ADG30	Grade 11 and 12 Open	Drama - Acting/Improvisation							Y
ALC10	Grade 9 Open	Integrated Arts							Y
ALC20	Grade 10 Open	Integrated Arts							Y
AME20	Grade 10 Open	Small Ensemble					Y		
AME30	Grade 11 and 12 Open	Small Ensemble			Y		Y		
AME4M	Grade 11 and 12 College/university	Small Ensemble			Y		Y		
AMG30	Grade 11 and 12 Open	Guitar Music						Y	
AMI10	Grade 9 Open	Instrumental Music-Lunchtime	Y						
AMI20	Grade 10 Open	Instrumental Music-Band	Y						
AMI3M	Grade 11 and 12 College/university	Instrumental Music-Band	Y						
AMI4M	Grade 11 and 12 College/university	Instrumental Music-Band	Y						
AMM3M	Grade 11 and 12 College/University	Music and Computers			Y				
AMT4M	Grade 11 and 12 College/university	Music Theatre		Y					
AMU10	Grade 9 Open	Instructional Instrumental Music-winds		Y	Y	Y	Y	Y	Y
AMU20	Grade 10 Open	Instrumental Music		Y	Y	Y	Y	Y	
AMU3M	Grade 11 and 12 College/university	Music-Instrumental		Y	Y	Y	Y	Y	
AMU30	Grade 11 and 12 Open	Music		Y			Y		
AMU4E	Grade 11 and 12 Workplace general studies	Music - Grade 12 Guitar						Y	
AMU4M	Grade 11 and 12 College/university	Instrumental Band		Y	Y	Y	Y	Y	

## SIP 2.3.2—Courses Taught

All Schools

Course Code	Course Category	Course Description	Aldershot	Burlington	Dr. Frank J.	Lester B.	M.M.	Robert
			HS	Central HS	Hayden SS	Pearson HS	Robinson HS	Nelson HS
AMV20	Grade 10 Open	Music - Vocal/Choral			Y			Y
AMV3M	Grade 11 and 12 College/university	Music - Vocal/Choral			Y			Y
AMV30	Grade 11 and 12 Open	Music: Vocal/Choral		Y				
AMV4M	Grade 11 and 12 College/university	Music: Vocal/Choral		Y	Y			
ASM20	Grade 10 Open	Media Arts						Y
ASM30	Grade 11 and 12 Open	Media Arts	Y	Y				
ASM4E	Grade 11 and 12 Workplace general studies	Media Arts		Y				
ASM4M	Grade 11 and 12 College/university	Media Arts	Y	Y				
AVI10	Grade 9 Open	Visual Arts	Y	Y	Y	Y	Y	Y
AVI20	Grade 10 Open	Visual Arts-Foundation	Y	Y	Y	Y	Y	Y
AVI3M	Grade 11 and 12 College/university	Visual Arts	Y	Y	Y	Y	Y	Y
AVI30	Grade 11 and 12 Open	Visual Arts						Y
AVI4E	Grade 11 and 12 Workplace general studies	Visual Arts						Y
AVI4M	Grade 11 and 12 College/university	Visual Arts-Comprehensive	Y	Y	Y	Y	Y	Y
AWD30	Grade 11 and 12 Open	Visual Arts – Applied Design						Y
AWD4M	Grade 11 and 12 College/university	Visual Arts - Portfolio Development		Y				Y
AWQ20	Grade 10 Open	Visual Arts – Photography					Y	
AWQ3M	Grade 11 and 12 College/university	Visual Arts - Photography			Y		Y	Y
AWQ30	Grade 11 and 12 Open	Introduction to Photography & Design		Y	Y			Y
AWQ4M	Grade 11 and 12 College/university	Visual Arts - Photography			Y			Y
BAF3M	Grade 11 and 12 College/university	Financial Accounting Fundamentals	Y	Y	Y	Y	Y	Y
BAT4M	Grade 11 and 12 College/university	Financial Accounting Principles	Y		Y	Y	Y	Y
BBB4M	Grade 11 and 12 College/university	International Business Fundamentals	Y	Y	Y	Y	Y	Y
BBI10	Grade 9 Open	Introduction of Business						Y
BBI20	Grade 10 Open	Introduction To Business	Y	Y	Y	Y		Y
BDI3C	Grade 11 and 12 College	Entrepreneurship: The Venture					Y	Y
BDV4C	Grade 11 and 12 General co-op	Entrepreneurship: Venture Planning	Y		Y		Y	
BMI3C	Grade 11 and 12 College	Introduction to Marketing		Y	Y	Y	Y	Y

## SIP 2.3.2—Courses Taught

All Schools

Course Code	Course Category	Course Description	Aldershot HS	Burlington Central HS	Dr. Frank J. Hayden SS	Lester B. Pearson HS	M.M. Robinson HS	Nelson HS	Robert Bateman HS
BOH4M	Grade 11 and 12 College/university	Business Leadership: Management Fundamentals			Y		Y	Y	Y
BTA3O	Grade 11 and 12 Open	Inf. Tech. Applications in Business			Y				
BTT1O	Grade 9 Open	Information and Communication Technology	Y		Y		Y		
CGC1D	Grade 9 Academic	Issues in Canadian Geography	Y	Y	Y	Y	Y	Y	Y
CGC1P	Grade 9 Applied	Issues in Canadian Geography	Y	Y	Y	Y	Y	Y	Y
CGF3M	Grade 11 and 12 College/university	Geography: Phys. Processes & Disasters		Y	Y				
CGG3O	Grade 11 and 12 Open	Regional Geography: Travel and Tourism			Y				
CGR4M	Grade 11 and 12 College/university	The Environment and Resource Management	Y		Y				
CGW4C	Grade 11 and 12 College	World Issues: A Geographic Analysis		Y					
CGW4U	Grade 11 and 12 University	World Issues: A Geographic Analysis	Y	Y	Y		Y	Y	Y
CHA3U	Grade 11 and 12 University	American History			Y			Y	Y
CHC2D	Grade 10 Academic	Canadian History in the 20th Century	Y	Y	Y	Y	Y	Y	Y
CHC2P	Grade 10 Applied	Canadian History Since WW1	Y	Y	Y	Y	Y	Y	Y
CHI4U	Grade 12 University	Canada - History, Identity, and Culture			Y			Y	Y
CHV2O	Grade 10 Open	Civics	Y	Y	Y	Y	Y	Y	Y
CHW3M	Grade 11 and 12 College/university	World History to end of 15th Century	Y	Y	Y	Y		Y	Y
CHY4C	Grade 11 and 12 College	World History since the Fifteenth Century			Y				
CHY4U	Grade 11 and 12 University	World History: The West and the World		Y	Y	Y	Y	Y	Y
CIA4U	Grade 11 and 12 University	Analysing Current Economic Issues			Y			Y	Y
CIE3M	Grade 11 and 12 College/university	The Individual & the Economy							Y
CLN4C	Grade 11 and 12 College	Legal Studies			Y				
CLN4U	Grade 11 and 12 University	Canadian and International Law	Y	Y	Y	Y	Y	Y	Y
CLU3E	Grade 11 and 12 Workplace general studies	Understanding Canadian Law					Y		
CLU3M	Grade 11 and 12 College/university	Understanding Canadian Law	Y	Y	Y	Y	Y	Y	Y

## SIP 2.3.2—Courses Taught

All Schools

Course Code	Course Category	Course Description	Aldershot	Burlington	Dr. Frank J.	Lester B.	M.M.		Robert
			HS	Central HS	Hayden SS	Pearson HS	Robinson HS	Nelson HS	Bateman HS
COP30	Grade 11 and 12 General co-op	Cooperative Education	Y	Y	Y	Y	Y	Y	Y
COP40	Grade 11 and 12 General co-op	Coop	Y	Y	Y	Y	Y	Y	Y
CPW4U	Grade 12 University	Canadian and World Politics			Y				
ELDEO	ELL Level E	English Literacy Development		Y					
EMS30	Grade 11 and 12 Open	Media Studies			Y		Y	Y	
ENG1D	Grade 9 Academic	English	Y	Y	Y	Y	Y	Y	Y
ENG1L	Grade 9 Essential	Essential English							Y
ENG1P	Grade 9 Applied	English	Y	Y	Y	Y	Y	Y	Y
ENG2D	Grade 10 Academic	English academic	Y	Y	Y	Y	Y	Y	Y
ENG2L	Grade 10 Essential	English							Y
ENG2P	Grade 10 Applied	English applied	Y	Y	Y	Y	Y	Y	Y
ENG3C	Grade 11 and 12 College	English college	Y	Y	Y	Y	Y	Y	Y
ENG3E	Grade 11 and 12 Workplace general studies	English							Y
ENG3U	Grade 11 and 12 University	English	Y	Y	Y	Y	Y	Y	Y
ENG4C	Grade 11 and 12 College	English	Y	Y	Y	Y	Y	Y	Y
ENG4E	Grade 11 and 12 Workplace general studies	English		Y					Y
ENG4U	Grade 11 and 12 University	English	Y	Y	Y	Y	Y	Y	Y
ESLAO	ESL Level A	Bridge to English		Y					
ESLBO	ESL Level B	English as a Second Language		Y					
ESLCO	ESL Level C	English for School and Work		Y					
ESLDO	ESL Level D	Bridge to English		Y	Y				
ESLEO	ESL Level E	English as a Second Language		Y	Y				
ETS4U	Grade 11 and 12 University	Studies in Literature						Y	Y
EW4C	Grade 11 and 12 College	The Writer's Craft		Y				Y	
EW4U	Grade 11 and 12 University	The Writer's Craft	Y	Y	Y			Y	Y
FEF1D	Grade 9 Academic	Extended French				Y			
FEF2D	Grade 10 Academic	French (Extended)				Y			
FEF3U	Grade 11 and 12 University	Extended French				Y			
FEF4U	Grade 11 and 12 University	Extended French				Y			

## SIP 2.3.2—Courses Taught

All Schools

Course Code	Course Category	Course Description	Aldershot HS	Burlington Central HS	Dr. Frank J. Hayden SS	Lester B. Pearson HS	M.M. Robinson HS	Nelson HS	Robert Bateman HS
FIF1D	Grade 9 Academic	French Immersion	Y	Y	Y		Y	Y	
FIF2D	Grade 10 Academic	Francais (Immersion)	Y	Y	Y		Y	Y	
FIF3U	Grade 11 and 12 University	French (Immersion)	Y	Y	Y		Y	Y	
FIF4U	Grade 11 and 12 University	French (Immersion)	Y	Y	Y		Y	Y	
FSF1D	Grade 9 Academic	Core French	Y	Y	Y	Y	Y	Y	Y
FSF1P	Grade 9 Applied	Core French applied	Y	Y	Y	Y	Y	Y	Y
FSF2D	Grade 10 Academic	French	Y	Y	Y	Y	Y	Y	Y
FSF3U	Grade 11 and 12 University	Core French	Y	Y	Y	Y	Y	Y	Y
FSF4U	Grade 11 and 12 University	French (Core)	Y	Y	Y	Y	Y	Y	Y
GLC2O	Grade 10 Open	Career Studies	Y	Y	Y	Y	Y	Y	Y
GLE1O	Grade 9 Open	Learning Strategies	Y	Y	Y	Y	Y	Y	Y
GLE2O	Grade 10 Open	Learning Strategies	Y	Y	Y	Y	Y	Y	Y
GLE3O	Grade 11 Open	Advanced Learning Strategies		Y	Y	Y	Y	Y	Y
GLE4O	Grade 12 Open	Advanced Learning Strategies		Y	Y	Y	Y	Y	Y
GLN4O	Grade 11 and 12 Open	Navigating the Workplace					Y		
GLS1O	Grade 9 Open	Learning Strategies	Y	Y	Y	Y	Y	Y	Y
GLS4O	Grade 12 Open	Learning Strategies		Y	Y		Y		
GPP3O	Grade 11 and 12 Open	Leadership and Peer Support			Y	Y	Y	Y	Y
GWL3O	Grade 11 and 12 Open	Designing Your Future			Y		Y	Y	Y
HFA4C	Grade 11 and 12 College	Nutrition and Health	Y	Y	Y				
HFA4U	Grade 11 and 12 University	Nutrition and Health	Y	Y	Y		Y	Y	
HFC3M	Grade 11 and 12 College/university	Food and Culture	Y	Y	Y		Y		
HFN2O	Grade 10 Open	Food and Nutrition	Y	Y	Y	Y	Y	Y	
HHS4C	Grade 11 and 12 College	Families in Canada		Y			Y		
HHS4U	Grade 11 and 12 University	Families in Canada	Y	Y	Y		Y		Y
HIP4O	Grade 11 and 12 Open	Personal Life Management	Y	Y	Y			Y	
HPC3O	Grade 11 and 12 Open	Raising Healthy Children	Y				Y		Y
HPD4C	Grade 11 and 12 College	Working with School-Age Children							Y
HPW3C	Grade 11 and 12 College	Working with Infants and Young Children					Y		

## SIP 2.3.2—Courses Taught

All Schools

Course Code	Course Category	Course Description	Aldershot	Burlington	Dr. Frank J.	Lester B.	M.M.		Robert
			HS	Central HS	Hayden SS	Pearson HS	Robinson HS	Nelson HS	Bateman HS
HRF3O	Grade 11 and 12 Open	World Religions and Belief Traditions	Y						
HRT3M	Grade 11 and 12 College/university	World Religions and Belief Traditions			Y				
HSB4U	Grade 11 and 12 University	Challenge and Change in Society	Y		Y		Y	Y	
HSE4M	Grade 11 and 12 College/university	Equity, Diversity, and Social Justice		Y	Y				
HSP3C	Grade 11 and 12 College	Introduction to Anthropology, Psychology and Sociology		Y				Y	
HSP3U	Grade 11 and 12 University	Introduction to Anthropology, Psychology and Sociology	Y	Y	Y	Y	Y	Y	Y
HZB3M	Grade 11 and 12 College/university	Philosophy: The Big Questions		Y	Y				
HZT4U	Grade 11 and 12 University	Philosophy: Questions and Theories	Y		Y				Y
ICS2O	Grade 10 Open	Introduction to Computer Studies			Y		Y	Y	
ICS3C	Grade 11 and 12 College	Introduction to Computer Programming		Y	Y				Y
ICS3U	Grade 11 and 12 University	Introduction to Computer Studies	Y	Y	Y	Y	Y	Y	Y
ICS4U	Grade 11 and 12 University	Introduction to Computer Studies	Y		Y		Y	Y	
IDC3O	Grade 11 and 12 Open	Interdisciplinary Studies						Y	
IDC4O	Grade 11 and 12 Open	Interdisciplinary Studies	Y					Y	
IDC4U	Grade 11 and 12 University	Interdisciplinary Studies	Y		Y				Y
LWSBD	Grade 10 Academic	Spanish			Y				
LWSCU	Grade 11 and 12 University	Spanish			Y				
LWSDU	Grade 11 and 12 University	Spanish			Y				
MAP4C	Grade 11 and 12 College	Foundations for College Mathematics	Y	Y	Y	Y	Y	Y	Y
MAT1L	Grade 9 Essential	Mathematics							Y
MAT2L	Grade 10 Essential	Mathematics					Y		Y
MBF3C	Grade 11 and 12 College	Foundations for College Mathematics	Y	Y	Y	Y	Y	Y	Y
MCF3M	Grade 11 and 12 College/university	Functions	Y	Y	Y	Y	Y	Y	Y
MCR3U	Grade 11 and 12 University	Functions	Y	Y	Y	Y	Y	Y	Y
MCT4C	Grade 11 and 12 College	Mathematics for College Technology			Y		Y		
MCV4U	Grade 11 and 12 University	Calculus and Vectors	Y	Y	Y	Y	Y	Y	Y



## SIP 2.3.2—Courses Taught

All Schools

Course Code	Course Category	Course Description	Aldershot HS	Burlington Central HS	Dr. Frank J. Hayden SS	Lester B. Pearson HS	M.M. Robinson HS	Nelson HS	Robert Bateman HS
MDM4U	Grade 11 and 12 University	Mathematics of Data Management	Y	Y	Y	Y	Y	Y	Y
MEL3E	Grade 11 and 12 Workplace general studies	Mathematics for Everyday Life	Y	Y	Y	Y	Y	Y	Y
MEL4E	Grade 11 and 12 Workplace general studies	Mathematics for Everyday Life			Y		Y	Y	Y
MFM1P	Grade 9 Applied	Foundations of Mathematics applied	Y	Y	Y	Y	Y	Y	Y
MFM2P	Grade 10 Applied	Foundations of Mathematics applied	Y	Y	Y	Y	Y	Y	Y
MHF4U	Grade 11 and 12 University	Advanced Functions	Y	Y	Y	Y	Y	Y	Y
MPM1D	Grade 9 Academic	Principles of Mathematics academic	Y	Y	Y	Y	Y	Y	Y
MPM2D	Grade 10 Academic	Mathematics	Y	Y	Y	Y	Y	Y	Y
NAC10	Gr9_10_Locally_Developed	Native Arts - Essential					Y		Y
NBE3U	Grade 11 and 12 University	English: Contemporary Aboriginal Voices	Y		Y				
NDA3M	Grade 11 and 12 College/university	Current Aboriginal Issues in Canada					Y		
NDW4M	Grade 11 and 12 College/university	Indigenous Peoples: Issues in Globa					Y		
OLC30	Grade 11 and 12 Literacy skills	Ontario Secondary School Literacy Course			Y				
OLC40	Grade 11 and 12 Literacy skills	Ontario Secondary School Literacy Course	Y	Y		Y	Y	Y	Y
PAD10	Grade 9 Physical Education	LEAP: Outdoor Activities							Y
PAD30	Grade 11 and 12 Physical education	Outdoor Activities		Y	Y	Y	Y	Y	Y
PAD40	Grade 11 and 12 Physical education	Outdoor Activities	Y				Y		
PAF20	Grade 10 Physical Education	Personal and Fitness Activities Female					Y		
PAF30	Grade 11 and 12 Physical education	Personal and Fitness Activities	Y		Y	Y	Y		Y
PAF40	Grade 11 and 12 Physical education	Personal and Fitness Activities (Coed)			Y	Y	Y	Y	Y
PAI10	Grade 9 Physical Education	Individual & Small Group Activities							Y
PAI20	Grade 10 Physical Education	Individual & Small Group Activities-Girls Funfit					Y		Y
PAI30	Grade 11 and 12 Physical education	Individual & Small Group Activities		Y			Y		
PAI40	Grade 11 and 12 Physical education	Individual & Small Group Activities-Girls Funfit					Y		
PLF4M	Grade 11 and 12 Physical education	Recreation and Fitness Leadership	Y		Y			Y	

## SIP 2.3.2—Courses Taught

All Schools

Course Code	Course Category	Course Description	Aldershot	Burlington	Dr. Frank J.	Lester B.	M.M.		Robert
			HS	Central HS	Hayden SS	Pearson HS	Robinson HS	Nelson HS	Bateman HS
PPL10	Grade 9 Physical Education	Healthy Active Living Ed (female)	Y	Y	Y	Y	Y	Y	Y
PPL20	Grade 10 Physical Education	Healthy Active Living Education	Y	Y	Y	Y	Y	Y	Y
PPL30	Grade 11 and 12 Physical education	Healthy Active Living Ed (Co-ed)	Y	Y	Y	Y	Y	Y	Y
PPL40	Grade 11 and 12 Physical education	Healthy Active Living Education	Y	Y	Y	Y	Y	Y	Y
PPZ3C	Grade 11 and 12 General co-op	Health for Life			Y	Y		Y	
PSK4U	Grade 11 and 12 Physical education	Introductory Kinesiology			Y		Y	Y	
SBI3C	Grade 11 and 12 College	Biology		Y	Y		Y	Y	Y
SBI3U	Grade 11 and 12 University	Biology	Y	Y	Y	Y	Y	Y	Y
SBI4U	Grade 11 and 12 University	Biology	Y	Y	Y	Y	Y	Y	Y
SCH3U	Grade 11 and 12 University	Chemistry	Y	Y	Y	Y	Y	Y	Y
SCH4C	Grade 11 and 12 College	Chemistry			Y		Y	Y	
SCH4U	Grade 11 and 12 University	Chemistry	Y	Y	Y	Y	Y	Y	Y
SES4U	Grade 11 and 12 University	Earth and Space Science	Y	Y	Y			Y	
SNC1D	Grade 9 Academic	Science	Y	Y	Y	Y	Y	Y	Y
SNC1L	Grade 9 Essential	Science							Y
SNC1P	Grade 9 Applied	Science	Y	Y	Y	Y	Y	Y	Y
SNC2D	Grade 10 Academic	Science	Y	Y	Y	Y	Y	Y	Y
SNC2P	Grade 10 Applied	Science applied	Y	Y	Y	Y	Y	Y	Y
SNC4E	Grade 11 and 12 Workplace general studies	Science							Y
SNC4M	Grade 11 and 12 College/university	Health Science							Y
SPH3U	Grade 11 and 12 University	Physics	Y	Y	Y	Y	Y	Y	Y
SPH4C	Grade 11 and 12 College	Physics			Y	Y			
SPH4U	Grade 11 and 12 University	Physics	Y	Y	Y	Y	Y	Y	Y
SVN3E	Grade 11 and 12 Workplace general studies	Environmental Science							Y
SVN3M	Grade 11 and 12 College/university	Environmental Science			Y				
TCC3E	Grade 11 and 12 Workplace technological studies	Construction Technology: Carpentry					Y		
TCC4E	Grade 11 and 12 Workplace technological studies	Construction Technology: Carpentry			Y				

## SIP 2.3.2—Courses Taught

All Schools

Course Code	Course Category	Course Description	Aldershot HS	Burlington Central HS	Dr. Frank J. Hayden SS	Lester B. Pearson HS	M.M. Robinson HS	Nelson HS	Robert Bateman HS
TCE3E	Grade 11 and 12 Workplace technological studies	Construction Technology: Electrical					Y		
TCE4E	Grade 11 and 12 Workplace technological studies	Construction Technology: Electrical					Y		
TCH3E	Grade 11 and 12 Workplace technological studies	Construction Technology: Heating and Ventilation					Y		
TCH4E	Grade 11 and 12 Workplace technological studies	Construction Technology: Heating and Ventilation					Y		
TCJ1O	Grade 9 Technology	Exploring Construction Technology					Y		
TCJ2O	Grade 10 Technology	Construction Technology	Y	Y	Y	Y	Y	Y	Y
TCJ3C	Grade 11 and 12 College technological studies	Construction Engineering Technology		Y	Y	Y	Y	Y	Y
TCJ3E	Grade 11 and 12 Workplace technological studies	Exploring Construction Technology	Y						Y
TCJ4C	Grade 11 and 12 College technological studies	Construction Technology		Y	Y	Y		Y	Y
TCJ4E	Grade 11 and 12 Workplace technological studies	Exploring Construction Technology	Y				Y		Y
TDJ1O	Grade 9 Technology	Technological Design		Y			Y		
TDJ2O	Grade 10 Technology	Technological Design		Y	Y		Y	Y	
TDJ3M	Grade 11 and 12 College/university technological studies	Technological Design			Y			Y	
TDJ4M	Grade 11 and 12 College/university technological studies	Technological Design			Y			Y	
TDR3M	Grade 11 and 12 College/university technological studies	Technological Design: Robotics		Y			Y		
TDR4M	Grade 11 and 12 College/university technological studies	Robotics and Control System Design					Y		
TEJ1O	Grade 9 Technology	Exploring Computer Technology							Y
TEJ2O	Grade 10 Technology	Exploring Computer Technology		Y	Y		Y		Y
TEJ3E	Grade 11 and 12 Workplace technological studies	Computer Technology							Y
TEJ3M	Grade 11 and 12 College/university technological studies	Exploring Computer Technology		Y	Y	Y	Y	Y	Y
TEJ4M	Grade 11 and 12 College/university technological studies	Exploring Computer Technology		Y		Y	Y		Y

## SIP 2.3.2—Courses Taught

All Schools

Course Code	Course Category	Course Description	Aldershot	Burlington	Dr. Frank J.	Lester B.	M.M.		Robert
			HS	Central HS	Hayden SS	Pearson HS	Robinson HS	Nelson HS	Bateman HS
TER3M	Grade 11 and 12 College/university technological studies	Computer Engineering Technology: Robotics							Y
TER4M	Grade 11 and 12 College/university technological studies	Computer Engineering Technology: Robotics							Y
TFB3E	Grade 11 and 12 Workplace technological studies	Hospitality and Tourism: Baking							Y
TFB4E	Grade 11 and 12 Workplace technological studies	Hospitality and Tourism: Baking							Y
TFC3E	Grade 11 and 12 Workplace technological studies	Hospitality and Tourism: Cooking							Y
TFC4E	Grade 11 and 12 Workplace technological studies	Hospitality and Tourism: Cooking							Y
TFJ2O	Grade 10 Technology	Hospitality and Tourism Technology							Y
TFJ3C	Grade 11 and 12 College technological studies	Hospitality and Tourism							Y
TFJ4C	Grade 11 and 12 College technological studies	Hospitality and Tourism							Y
TGJ2O	Grade 10 Technology	Communications Technology	Y		Y	Y	Y	Y	
TGJ3M	Grade 11 and 12 College/university technological studies	Communications Technology	Y	Y	Y	Y	Y	Y	
TGJ3O	Grade 11 and 12 College technological studies	Communications Technology							Y
TGJ4M	Grade 11 and 12 College/university technological studies	Communications Technology		Y	Y	Y	Y	Y	
TGR3M	Grade 11 and 12 College/university technological studies	Communications Technology: Radio		Y					
TGR4M	Grade 11 and 12 College/university technological studies	Technical Theatre		Y					
TGV3M	Grade 11 and 12 College/university technological studies	Communications Technology: TV, Video			Y		Y		
TGV4M	Grade 11 and 12 College/university technological studies	Communications Technology: TV, Video					Y		
TIJ1O	Grade 9 Technology	Exploring Technologies	Y	Y	Y	Y	Y	Y	Y
TMJ2O	Grade 10 Technology	Manufacturing Technology		Y			Y		

## SIP 2.3.2—Courses Taught

All Schools

Course Code	Course Category	Course Description	Aldershot HS	Burlington Central HS	Dr. Frank J. Hayden SS	Lester B. Pearson HS	M.M. Robinson HS	Nelson HS	Robert Bateman HS
TMJ3C	Grade 11 and 12 College technological studies	Manufacturing Engineering Tech.		Y			Y		Y
TMJ3E	Grade 11 and 12 Workplace technological studies	Manufacturing Technology-Metal					Y		Y
TMJ3M	Grade 11 and 12 College/university technological studies	Manufacturing Technology		Y			Y		
TMJ4C	Grade 11 and 12 College technological studies	Manufacturing Engineering Tech./Robotics		Y			Y		
TMJ4E	Grade 11 and 12 Workplace technological studies	Manufacturing Technology					Y		Y
TMJ4M	Grade 11 and 12 College/university technological studies	Manufacturing Engineering Technology		Y			Y		
TMM4M	Grade 11 and 12 College/university technological studies	Manufacturing Engineering Technolog					Y		
TMY3C	Grade 11 and 12 College technological studies	Manufacturing Technology: Welding							Y
TMY4C	Grade 11 and 12 College technological studies	Manufacturing Technology: Welding							Y
TOJ4C	Grade 11 and 12 College technological studies	Child Development and Gerontology							Y
TPJ2O	Grade 10 Technology	Exploring Health Care							Y
TPJ3C	Grade 11 and 12 College technological studies	Exploring Health Care							Y
TPJ3M	Grade 11 and 12 General co-op	Health and Personal Services Technology							Y
TPJ4M	Grade 11 and 12 College/university technological studies	Exploring Health Care							Y

## SIP 2.3.2—Courses Taught

All Schools

Course Code	Course Category	Course Description	Aldershot HS	Burlington Central HS	Dr. Frank J. Hayden SS	Lester B. Pearson HS	M.M. Robinson HS	Nelson HS	Robert Bateman HS
TTA3C	Grade 11 and 12 College technological studies	Transportation Technology: Auto Service			Y				
TTA4C	Grade 11 and 12 College technological studies	Transportation Technology: Auto Service			Y				
TTB3C	Grade 11 and 12 College technological studies	Transportation Technology: Auto Body							Y
TTB4C	Grade 11 and 12 College technological studies	Transportation Technology: Auto Body							Y
TTJ2O	Grade 10 Technology	Transportation Technology	Y		Y	Y	Y	Y	Y
TTJ3C	Grade 11 and 12 College technological studies	Transportation Technologies	Y		Y	Y	Y	Y	Y
TTJ4C	Grade 11 and 12 College technological studies	Transportation Technology	Y		Y	Y	Y	Y	Y
TWJ3E	Grade 11 and 12 Workplace technological studies	Custom Woodworking				Y	Y	Y	
TWJ4E	Grade 11 and 12 Workplace technological studies	Custom Woodworking					Y		
TXH3E	Grade 11 and 12 Workplace technological studies	Hairstyling and Aesthetics					Y		
TXJ2O	Grade 10 Technology	Exploring Hairstyling and Aesthetic			Y		Y		Y
TXJ3E	Grade 11 and 12 Workplace technological studies	Exploring Hairstyling and Aesthetic			Y		Y		Y
TXJ4E	Grade 11 and 12 Workplace technological studies	Exploring Hairstyling and Aesthetic			Y		Y		Y
<b>Total number of courses taught at each school</b>			<b>109</b>	<b>135</b>	<b>164</b>	<b>100</b>	<b>161</b>	<b>136</b>	<b>153</b>

## SIP 2.4.4—Historic Utilization

All Schools

School Name	OTG	Historic Utilization					
		2010	2011	2012	2013	2014	2015
Aldershot HS	558	94%	90%	95%	84%	83%	78%
Burlington Central HS	870	82%	80%	79%	70%	69%	68%
Dr. Frank J. Hayden SS*	1194				50%	80%	118%
Lester B. Pearson HS	642	112%	112%	102%	83%	73%	65%
M.M. Robinson HS	1347	87%	80%	75%	68%	61%	54%
Nelson HS	1341	107%	109%	109%	92%	85%	74%
Robert Bateman HS	1323	95%	92%	90%	82%	70%	60%

\* School opened in 2013.

## SIP 2.4.5—Projected Utilization

All Schools

School Name	OTG	Projected Utilization									
		2016*	2017	2018	2019	2020	2021	2022	2023	2024	2025
Aldershot HS	558	78%	85%	84%	85%	83%	79%	78%	76%	75%	73%
Burlington Central HS	870	69%	65%	68%	67%	68%	69%	68%	69%	71%	69%
Dr. Frank J. Hayden SS	1194	129%	136%	144%	145%	151%	153%	150%	149%	147%	141%
Lester B. Pearson HS	642	61%	61%	60%	59%	55%	57%	57%	52%	52%	50%
M.M. Robinson HS	1347	53%	48%	48%	48%	47%	49%	47%	46%	47%	46%
Nelson HS	1341	75%	78%	80%	81%	83%	83%	81%	83%	80%	79%
Robert Bateman HS	1323	59%	58%	56%	56%	55%	53%	52%	51%	49%	50%

\* Actual enrolment as of October 31, 2016.

## SIP 2.5.1— Clubs and Activities

All Schools

Clubs and Activities	Aldershot HS	Burlington Central HS	Dr. Frank J. Hayden SS	Lester B. Pearson HS	M.M. Robinson HS	Nelson HS	Robert Bateman HS
30 Hour Famine							Y
After School Coffee House (2-4 per year)		Y					
Anime/Manga Club		Y			Y	Y	Y
Announcement Club/Team	Y	Y		Y	Y	Y	Y
Art Club	Y	Y			Y	Y	
Art/Photo Club						Y	Y
Arts Council		Y	Y			Y	
Athletic Council	Y	Y		Y	Y	Y	Y
Audio Visual/Tech./Stage Crew	Y			Y		Y	Y
Auto Club	Y		Y			Y	
Badminton Club			Y			Y	
Band Club					Y	Y	Y
Banned Book Club							Y
Best Buddies					Y		Y
Biz Kids		Y					
Blood For Life						Y	
Board and Adventure Games Club			Y				Y
Board Game Club			Y				
Book Club		Y	Y		Y	Y	Y
Boys' Group (for at-risk boys)			Y				
Breakfast Club/Halton Food For Thought - Breakfast	Y	Y		Y		Y	Y
Business Student Lunch and Learn Club	Y						
Charity - Other						Y	Y
Cheerleading Club/Team			Y				
Choir	Y			Y1	Y1	Y	
Christian Group		Y				Y	Y
Christman Float							Y
Coats For Kids	Y			Y	Y	Y	Y
Comm Tech Club		Y					
Community Connection (for newcomer students)			Y				
Computer Club		Y					
Concert Band		Y	Y			Y	Y
Concert Band - Junior	Y			Y1	Y1	Y	
Concert Band - Senior	Y			Y1	Y1	Y	



## SIP 2.5.1— Clubs and Activities

All Schools

Clubs and Activities	Aldershot HS	Burlington Central HS	Dr. Frank J. Hayden SS	Lester B. Pearson HS	M.M. Robinson HS	Nelson HS	Robert Bateman HS
Connect Club (faith based club)			Y				
Cosmetology Club			Y				
Costume						Y	
Craft Club			Y				
Cultural Committee Club		Y					
Culture Fusion Festival							Y
Cycling Club	Y				Y		
Cycling Club - Mountain Biking			Y				
Dance Team/Club		Y	Y			Y	Y
Debate Team					Y	Y	Y
DECA/Youth Business Club	Y		Y		Y	Y	Y
Design Club			Y				
Drama Council						Y	
Drama/Theatre Club				Y		Y	Y
Drumline					Y		
Engineering				Y			
Environment/Eco Club	Y	Y	Y	Y	Y	Y	Y
Fashion Design							Y
Figure skating Club			Y				
Fit Spirit			Y		Y		
Fitness Centre Monitors				Y			
Fitness Club	Y		Y	Y	Y		Y
French Club							Y
French Exchange	Y						
Gaming Club			Y				
Gift of Giving Drive/City Wide Food Drive (2 yr. rotation at each school)	Y				Y		
Girls Coping with Anxiety – Support Group	Y						
Girls' Group			Y		Y		
GOAL (Get Outside and Learn)	Y	Y	Y	Y	Y	Y	Y
Grad						Y	
Greenhouse						Y	
GSA (Gay Straight Alliance)/Pride	Y	Y	Y	Y	Y	Y	Y
Habitat For Humanity						Y	

## SIP 2.5.1— Clubs and Activities

All Schools

Clubs and Activities	Aldershot HS	Burlington Central HS	Dr. Frank J. Hayden SS	Lester B. Pearson HS	M.M. Robinson HS	Nelson HS	Robert Bateman HS
Halton Art Show	Y	Y			Y		
Halton Food For Thought - Breakfast						Y	
Halton Food for Thought - Healthy Snacks	Y		Y		Y	Y	
Halton Musicfest	Y	Y					
Halton Skills Olympics	Y			Y	Y	Y	Y
Improv. Club	Y				Y		Y
Instrumental Music Band					Y		Y
Interact/Me to We - Charity	Y					Y	
Intramurals/Try It Activities			Y			Y	
Jazz Band			Y				
Jazz Band - Junior				Y1	Y1		
Jazz Band - Senior				Y1	Y1		
Jazz Works						Y	
Juggling							
Knitting Club					Y		
Language Club			Y				
Leadership Mentoring - Grade 10			Y				
LINK Crew (A high school transition program that welcomes Grade 9's and makes them feel comfortable throughout the first year of their high school experience).	Y	Y	Y	Y	Y	Y	Y
Lip Dub			Y				
Magic Club		Y					
Magna Club				Y			
Make-Up Crew	Y						
Math Club						Y	Y
Math/Science Contests	Y			Y	Y		Y
McMaster Science & Engineering Olympics	Y						
Mindfulness Skills Building		Y					
Mock Trial/Charter Challenge						Y	Y
Model United Nations	Y		Y				Y
Multicultural Council			Y	Y			
Music Council					Y	Y	
Musical Productions		Y	Y				Y
Muslim Students Association						Y	Y
One Act Play Festival			Y			Y	
Online student newspaper	Y						

## SIP 2.5.1— Clubs and Activities

All Schools

Clubs and Activities	Aldershot HS	Burlington Central HS	Dr. Frank J. Hayden SS	Lester B. Pearson HS	M.M. Robinson HS	Nelson HS	Robert Bateman HS
Open Mike Club		Y			Y		
Orienteering	Y						
Peer Tutors				Y	Y		Y
PEP Commissioners							
PEP Leaders							
Photography Club		Y	Y			Y	
Pit Band		Y					
Program Coding				Y			
Queen's E=mc <sup>2</sup>	Y						Y
Radio Controlled Models						Y	
REACH Team - Junior/Intermediate	Y	Y	Y	Y	Y	Y	Y
REACH Team - Senior	Y	Y	Y	Y	Y	Y	Y
REACH Team (fast-paced quiz challenge testing knowledge and speed of recall)	Y					Y	
Robotics		Y	Y		Y		Y
Robotics - First Robotics (9-12)		Y					Y
Robotics - Team 4902							Y
Safe Schools Action Team (SSAT)	Y	Y	Y	Y	Y	Y	Y
School Musical/Play (Cast, Crew, Costume Crew, Production Crew, Make-Up Crew, Front of House)	Y						Y
School Production Team		Y		Y		Y	
Science Club			Y			Y	
Sci-Fi / Manga/ Steampunk / Cosplay / Dr. Who/BBC Club			Y				Y
Sears Drama Festival Production	Y	Y	Y	Y		Y	
Set/Scene Painting Crew				Y			
Skateboard/Skateboard Building Club			Y	Y	Y		
Social Justice/Be the Change			Y	Y		Y	
Sound-vocal ensemble		Y					
Spring Arts Festival		Y					
Stage Crew		Y					
Stained Glass							Y
Stock Market Competition			Y				
Student Council	Y		Y	Y	Y	Y	Y
Student Mental Health Council/Group	Y	Y		Y			Y
Student Parliament							

## SIP 2.5.1— Clubs and Activities

All Schools

Clubs and Activities	Aldershot HS	Burlington Central HS	Dr. Frank J. Hayden SS	Lester B. Pearson HS	M.M. Robinson HS	Nelson HS	Robert Bateman HS
Student Senate Leadership Group		Y		Y			
Student Sport Union			Y				
Terry Fox Club	Y						
Tumaini - HIV/AIDS Charity							Y
Ultimate Frisbee Club	Y		Y				
Vocals			Y				Y
Volunteer Ambassadors				Y			
Wellbeing Team	Y						Y
White Pine Reading Club	Y			Y			Y
Wind Ensemble			Y				
Wood Club	Y						
World Club		Y					
Writing Club/ Hayden Howl (online blog)			Y				
Yearbook Team		Y	Y	Y	Y	Y	Y
Yearbook Team/Photography/Year End Video	Y			Y		Y	
Yoga Club			Y				
Youth in Action							Y
<b>Number of clubs and activities (not shared)</b>	<b>48</b>	<b>41</b>	<b>55</b>	<b>34</b>	<b>37</b>	<b>57</b>	<b>57</b>
<b>Number of clubs and activities (shared between schools)</b>	<b>0</b>	<b>0</b>	<b>0</b>	<b>5</b>	<b>5</b>	<b>0</b>	<b>0</b>
<b>Grand Total</b>	<b>48</b>	<b>41</b>	<b>55</b>	<b>39</b>	<b>42</b>	<b>57</b>	<b>57</b>

Y1 - combined activities between Lester B. Pearson HS and MM Robinson HS

## SIP 2.5.2 — Athletic Teams

All Schools

Athletics	Aldershot HS	Burlington Central HS	Dr. Frank J. Hayden SS	Lester B. Pearson HS	M.M. Robinson HS	Nelson HS	Robert Bateman HS
15's Rugby - Varsity Boys	Y						
15's Rugby - Varsity Girls	Y2	Y2					
Badminton							
Badminton - Junior	Y	Y	Y				
Badminton - Junior Boys				Y	Y	Y	Y
Badminton - Junior Girls				Y	Y	Y	Y
Badminton - Senior	Y	Y	Y				
Badminton - Senior Boys				Y	Y	Y	Y
Badminton - Senior Girls				Y	Y	Y	Y
Baseball					Y	Y	
Baseball - Boys			Y	Y			Y
Baseball - Varsity Boys	Y						
Basketball - Bantam Boys			Y				
Basketball - Boys						Y	
Basketball - Girls							
Basketball - Junior Boys	Y	Y	Y	Y	Y	Y	Y
Basketball - Junior Girls	Y		Y	Y	Y	Y	
Basketball - Midget Boys		Y				Y	
Basketball - Senior Boys	Y2	Y2	Y	Y	Y	Y	Y
Basketball - Senior Girls			Y	Y	Y	Y	
Basketball - Varsity Girls		Y					Y
Cross Country	Y	Y	Y	Y	Y	Y	Y
Curling			Y				Y
Curling - Competitive	Y						
Curling - Intermediate	Y						
Curling - Novice	Y						
Cycling							
Field Hockey							
Field Hockey - Girls				Y			
Field Hockey - Junior		Y	Y				
Field Hockey - Junior Girls	Y				Y	Y	
Field Hockey - Senior		Y	Y				
Field Hockey - Senior Girls	Y				Y	Y	Y
Football							

## SIP 2.5.2 — Athletic Teams

All Schools

Athletics	Aldershot HS	Burlington Central HS	Dr. Frank J. Hayden SS	Lester B. Pearson HS	M.M. Robinson HS	Nelson HS	Robert Bateman HS
Football - Junior	Y	Y	Y	Y			Y
Football - Junior Boys					Y	Y	
Football - Senior	Y	Y	Y	Y			
Football - Senior Boys					Y	Y	
Football - Varsity							
Golf	Y		Y	Y	Y		Y
Golf - Varsity		Y					
Hockey - Boys Varsity			Y	Y		Y	Y
Hockey - Boys	Y						
Hockey - Girls		Y					
Hockey - Girls Varsity			Y	Y		Y	
Hockey - Intramural Coed		Y					
Hockey - Junior Boys		Y					Y
Hockey - Tourney Team Junior			Y			Y	
Hockey Club					Y		
Lacrosse			Y				
Rugby - Boys			Y	Y		Y	
Rugby - Girls			Y	Y		Y	
Rugby - New Zealand Rugby Team Excursion Team				Y			
Rugby - Varsity Girls		Y					
Ski and Snowboard						Y	
Ski and Snowboard - Alpine Race Team			Y				
Softball - Varsity Girls	Y				Y		
Softball - Girls			Y			Y	Y
Soccer							
Soccer - Boys							
Soccer - Girls							
Soccer - Junior Boys	Y		Y	Y	Y	Y	
Soccer - Junior Girls	Y		Y	Y	Y		
Soccer - Senior Boys	Y		Y	Y	Y	Y	
Soccer - Senior Girls	Y		Y	Y	Y		
Soccer - Varsity Boys		Y					Y
Soccer - Varsity Girls		Y				Y	Y
Swimming	Y	Y	Y	Y	Y		Y

## SIP 2.5.2 — Athletic Teams

All Schools

Athletics	Aldershot HS	Burlington Central HS	Dr. Frank J. Hayden SS	Lester B. Pearson HS	M.M. Robinson HS	Nelson HS	Robert Bateman HS
Tennis	Y		Y			Y	Y
Track & Field	Y	Y	Y	Y	Y	Y	Y
Ultimate Frisbee		Y					
Volleyball							
Volleyball - Bantam Girls			Y				
Volleyball - Boys							
Volleyball - Girls							
Volleyball - Junior Boys	Y	Y	Y	Y	Y	Y	
Volleyball - Junior Girls	Y	Y	Y	Y	Y	Y	Y
Volleyball - Midget Girls		Y		Y		Y	
Volleyball - Senior Boys	Y	Y	Y	Y	Y	Y	Y
Volleyball - Senior Girls	Y	Y	Y	Y	Y	Y	Y
Wrestling	Y						Y
<b>Number of athletic groups (not shared)</b>	<b>29</b>	<b>25</b>	<b>35</b>	<b>30</b>	<b>27</b>	<b>33</b>	<b>25</b>
<b>Number of athletic groups (shared between schools)</b>	<b>2</b>	<b>2</b>	<b>0</b>	<b>0</b>	<b>0</b>	<b>0</b>	<b>0</b>
<b>Grand Total</b>	<b>31</b>	<b>27</b>	<b>35</b>	<b>30</b>	<b>27</b>	<b>33</b>	<b>25</b>

Y2 - combined athletic groups between Aldershot HS and Burlington Central HS.

### SIP 3.2.4—Criteria for Community Planning and Partnerships

#### Sharing unused space in existing schools

As stated in the Board Community Planning and Partnerships policy, the Board identifies a list of schools that present suitable partnership opportunities, subject to the following criteria:

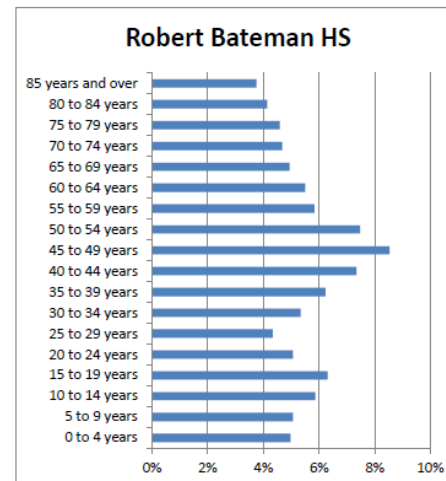
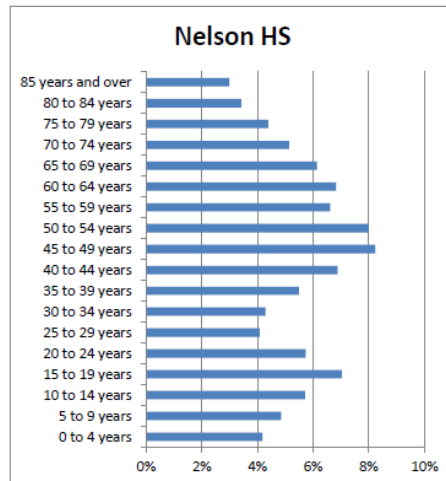
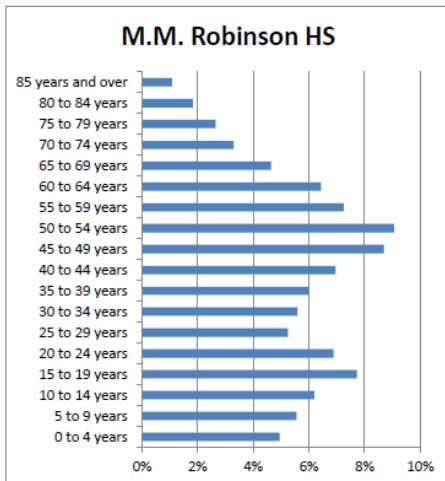
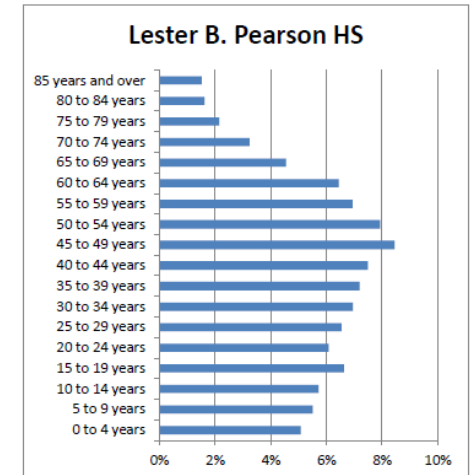
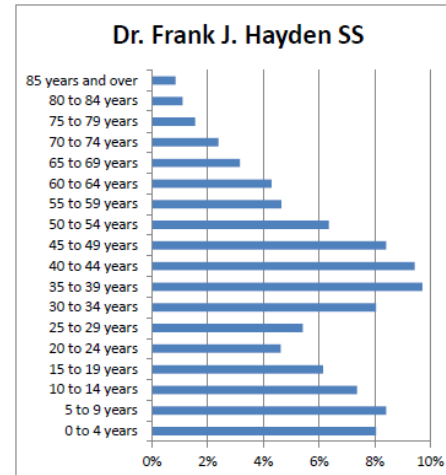
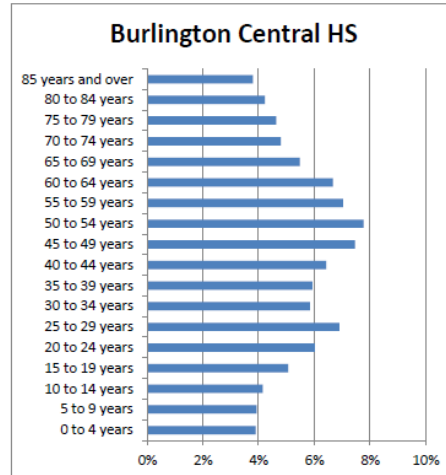
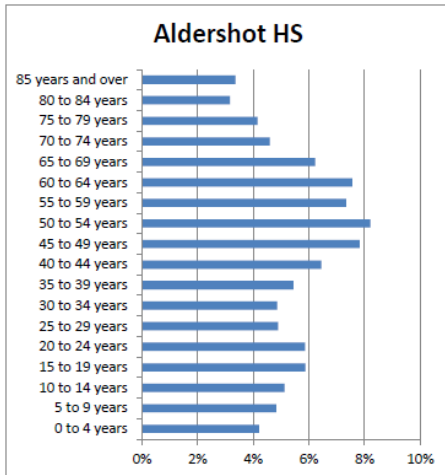
- Projected 200 or more excess pupil places and/or 60 per cent utilization or less for 2 years;
- Ability to identify and create distinct and contiguous space within a facility, separate from the students;
- Space not required for Board programming or other uses;
- Appropriate access to the space;
- Parking availability;
- Zoning and site use restrictions;
- Facility condition;
- Other criteria as appropriate.

Schools that have met this criteria were identified for Community Planning and Partnerships and indicated in Line 3.2.5 of the School Information Profiles.



## SIP 4.1.4—Age Distribution

All Schools



## SIP 4.2.2-4.2.11—Socio-economic Indices by Neighbourhood

### All Schools

Index	Aldershot	South Central Burlington	South East Burlington	North West Burlington	North Central Burlington	North East Burlington	South West Oakville
<b>HDSB Burlington secondary schools in neighbourhood</b>	<b>Aldershot HS, Burlington Central HS, M.M. Robinson HS</b>	<b>Burlington Central HS, Nelson HS</b>	<b>Nelson HS, Robert Bateman HS</b>	<b>Burlington Central HS, M.M. Robinson HS</b>	<b>Dr. Frank J. Hayden SS, M.M. Robinson HS, Lester B. Pearson HS</b>	<b>Dr. Frank J. Hayden SS, M.M. Robinson HS, Lester B. Pearson HS</b>	<b>Robert Bateman HS</b>
Social Risk Index	2	4	0	0	1	0	0
Percentage of lone parent families	15.7%	16.9%	13.4%	16.4%	11.0%	13.3%	12.3%
Percentage of low income families, adjusted to need	8.8%	11.1%	5.2%	7.9%	6.2%	6.5%	7.3%
Percentage of families whose mother tongue is not an Official Language	15.7%	12.8%	14.1%	12.2%	19.7%	19.8%	20.9%
Percentage of recent immigrants	1.9%	2.2%	1.4%	2.4%	2.0%	2.8%	3.2%
Percentage of families that rent	33.3%	43.0%	13.3%	15.1%	7.6%	6.4%	17.3%
1-year mobility rate	12.1%	12.9%	9.6%	8.6%	13.0%	10.5%	9.4%
Unemployment rate	5.4%	5.8%	5.9%	7.1%	5.3%	5.9%	6.4%
Population aged 25-64 years old with no diploma, degree or certificate	6.1%	5.6%	5.7%	7.4%	4.6%	3.4%	4.4%
Percentage of families receiving government transfer payments	10.6%	12.5%	10.5%	11.0%	7.1%	6.4%	9.3%

#### Definitions

Social Risk Index	An index calculated from nine census variables that measure education, employment, income, reliance on government-subsidized incomes, unemployment, family structure, mobility, language, and immigration that has been created by Statistics Canada. For each of the nine variables, a risk factor is considered "present" if the neighbourhood has a higher score for a variable than the Ontario average. The score of 9 indicates highest risk, and a score of 0 indicates lowest risk.
Percentage of lone parent families	Percentage of Census families with a lone parent, i.e. "a mother or father with no spouse or common law partner present, living in a dwelling with one or more never-married children" (Statistics Canada).
Percentage of low income families, adjusted to need	A fixed percentage (50%) of median adjusted after-tax income of households observed at the person level, adjusted to household need. The adjustment takes into consideration that a household's needs increases with the number of household members (Statistics Canada).
Percentage of families whose mother tongue is not an Official Language	Percentage of families where the first language learned at home in childhood and still understood by the person is not English or French.
Percentage of recent immigrants	Percentage of families that have immigrated to Canada within the last 5 years.
Percentage of families that rent	Percentage of families that rent their home.
1-year mobility rate	Percentage of the population that lived in a different address one year prior to the address indicated on Census Day.
Unemployment rate	Percentage of the population, aged 15 or older, that were without paid work or without self-employment work and were available for work during the Census reference period (Statistics Canada).
Population aged 25-64 years old with no diploma, degree or certificate	Percentage of the population between the ages of 25 and 64 who have not obtained any certificates, diploma, degrees or equivalent (Statistics Canada).
Percentage of families receiving government transfer payments	Percentage of economic families that have received any government transfer payments.

## SIP 4.2.2-4.2.11—Socio-economic Indices by Neighbourhood

Our Kids Network Neighbourhood Boundaries with Secondary School Locations

