Scenario 7a

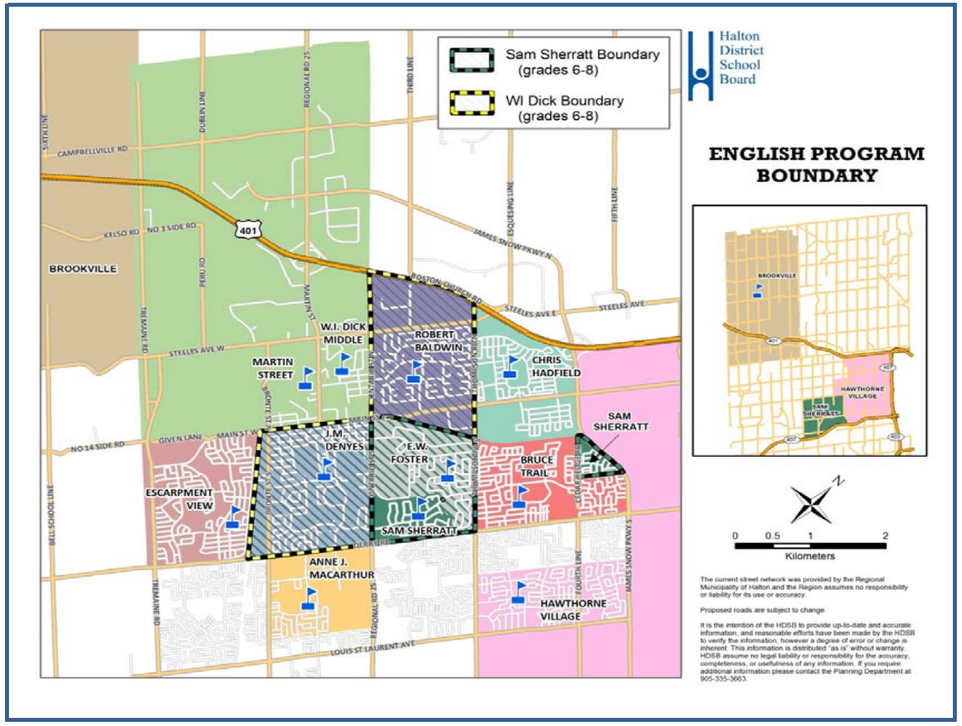

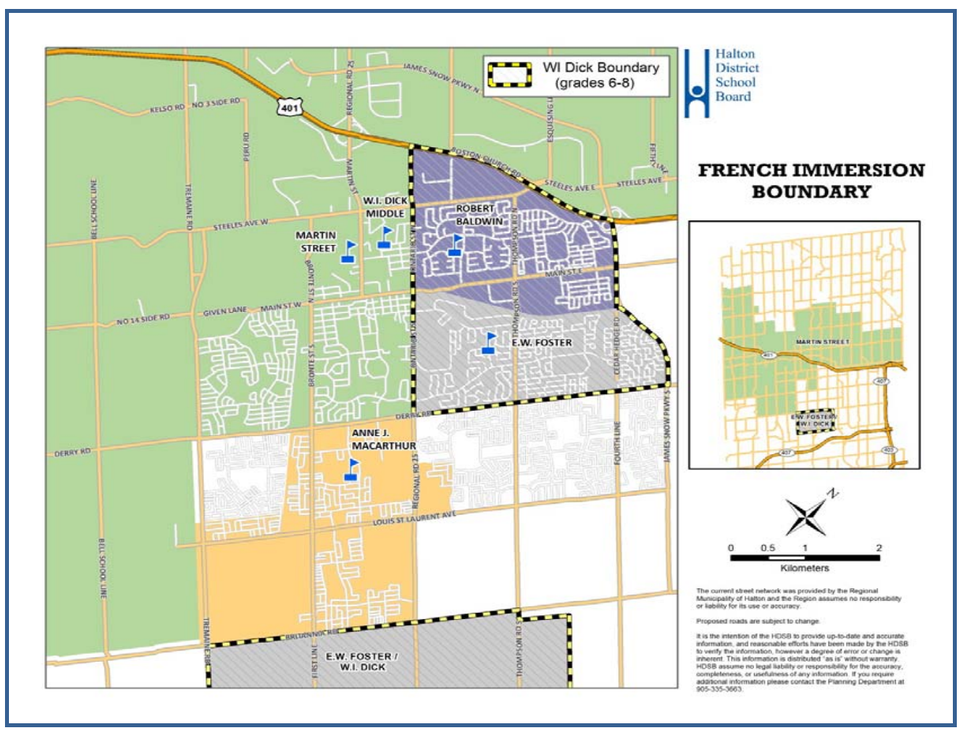

Scenario 7a

	Program	OTG	Port Cap	Total	2016	2017	2018	2019	2020	2021	2022	2023	2024	2025	2026
Martin Street	ENG	753	0	753	68	91	110	122	121	174	254	322	350	362	369
	FI				140	302	353	391	390	390	392	394	392	388	390
	SPED				0	18	18	18	18	18	18	18	18	18	18
	Total				**208**	**411**	**480**	**531**	**529**	**581**	**664**	**733**	**760**	**767**	**777**
				Utilization	*545*	*342*	*273*	*222*	*224*	*172*	*89*	*20*	*-7*	*-14*	*-24*
				Percent Utilization	*28%*	*55%*	*64%*	*70%*	*70%*	*77%*	*88%*	*97%*	*101%*	*102%*	*103%*
				Approx. Number of Portables	*0*	*0*	*0*	*0*	*0*	*0*	*0*	*0*	*0*	*0*	*0*
Anne J. MacArthur	ENG	839	18	1253	401	442	421	409	399	366	346	333	335	338	334
	FI				591	409	494	556	639	716	785	845	879	904	911
	SPED				8	8	8	8	8	8	8	8	8	8	8
	Total				**1000**	**859**	**923**	**973**	**1046**	**1090**	**1140**	**1186**	**1222**	**1250**	**1253**
				Utilization	*-161*	*-20*	*-84*	*-134*	*-207*	*-251*	*-301*	*-347*	*-383*	*-411*	*-414*
				Percent Utilization	*119%*	*102%*	*110%*	*116%*	*125%*	*130%*	*136%*	*141%*	*146%*	*149%*	*149%*
				Approx. Number of Portables	*11*	*1*	*4*	*6*	*9*	*11*	*13*	*15*	*17*	*18*	*18*
Brookville	ENG	420	4	512	416	403	384	375	353	350	360	366	379	377	375
	FI				0	0	0	0	0	0	0	0	0	0	0
	SPED				0	0	0	0	0	0	0	0	0	0	0
	Total				**416**	**403**	**384**	**375**	**353**	**350**	**360**	**366**	**379**	**377**	**375**
				Utilization	*4*	*17*	*36*	*45*	*67*	*70*	*60*	*55*	*41*	*43*	*46*
				Percent Utilization	*99%*	*96%*	*91%*	*89%*	*84%*	*83%*	*86%*	*87%*	*90%*	*90%*	*89%*
				Approx. Number of Portables	*0*	*0*	*0*	*0*	*0*	*0*	*0*	*0*	*0*	*0*	*0*
Bruce Trail	ENG	850	16	1218	1092	1126	1099	1050	1007	948	885	861	839	836	832
	FI				0	0	0	0	0	0	0	0	0	0	0
	SPED				0	0	0	0	0	0	0	0	0	0	0
	Total				**1092**	**1126**	**1099**	**1050**	**1007**	**948**	**885**	**861**	**839**	**836**	**832**
				Utilization	*-242*	*-276*	*-249*	*-200*	*-157*	*-98*	*-35*	*-11*	*11*	*14*	*18*
				Percent Utilization	*128%*	*132%*	*129%*	*123%*	*118%*	*112%*	*104%*	*101%*	*99%*	*98%*	*98%*
				Approx. Number of Portables	*12*	*12*	*11*	*9*	*7*	*4*	*2*	*0*	*0*	*0*	*0*
Chris Hadfield	ENG	593	22	1099	792	802	764	750	743	721	700	678	675	676	672
	FI				0	0	0	0	0	0	0	0	0	0	0
	SPED				10	10	10	10	10	10	10	10	10	10	10
	Total				**802**	**812**	**774**	**760**	**753**	**731**	**710**	**688**	**685**	**686**	**682**
				Utilization	*-209*	*-219*	*-181*	*-167*	*-160*	*-138*	*-117*	*-95*	*-92*	*-93*	*-89*
				Percent Utilization	*135%*	*137%*	*130%*	*128%*	*127%*	*123%*	*120%*	*116%*	*115%*	*116%*	*115%*
				Approx. Number of Portables	*11*	*10*	*8*	*7*	*7*	*6*	*5*	*4*	*4*	*4*	*4*
Escarpment View	ENG	853	14	1175	1081	1086	1039	1002	949	922	860	814	802	782	766
	FI				0	0	0	0	0	0	0	0	0	0	0
	SPED				0	0	0	0	0	0	0	0	0	0	0
	Total				**1081**	**1086**	**1039**	**1002**	**949**	**922**	**860**	**814**	**802**	**782**	**766**
				Utilization	*-228*	*-233*	*-186*	*-149*	*-96*	*-69*	*-7*	*39*	*51*	*71*	*87*
				Percent Utilization	*127%*	*127%*	*122%*	*117%*	*111%*	*108%*	*101%*	*95%*	*94%*	*92%*	*90%*
				Approx. Number of Portables	*11*	*10*	*8*	*6*	*4*	*3*	*0*	*0*	*0*	*0*	*0*
E.W. Foster	ENG	328	12	604	107	124	117	122	130	137	135	134	132	140	137
	FI				309	242	258	261	270	253	258	265	266	273	269
	SPED				0	0	0	0	0	0	0	0	0	0	0
	Total				**416**	**366**	**375**	**383**	**400**	**389**	**393**	**399**	**398**	**413**	**407**
				Utilization	*-88*	*-38*	*-47*	*-55*	*-72*	*-61*	*-65*	*-71*	*-70*	*-85*	*-79*
				Percent Utilization	*127%*	*112%*	*114%*	*117%*	*122%*	*119%*	*120%*	*122%*	*121%*	*126%*	*124%*
				Approx. Number of Portables	*6*	*2*	*2*	*2*	*3*	*3*	*3*	*3*	*3*	*4*	*3*
Hawthorne Village	ENG	723	22	1229	1153	1146	1094	1051	1017	968	895	835	822	794	786
	FI				0	0	0	0	0	0	0	0	0	0	0
	SPED				0	0	0	0	0	0	0	0	0	0	0
	Total				**1153**	**1146**	**1094**	**1051**	**1017**	**968**	**895**	**835**	**822**	**794**	**786**
				Utilization	*-430*	*-423*	*-371*	*-328*	*-294*	*-245*	*-172*	*-112*	*-99*	*-71*	*-63*
				Percent Utilization	*159%*	*158%*	*151%*	*145%*	*141%*	*134%*	*124%*	*116%*	*114%*	*110%*	*109%*
				Approx. Number of Portables	*17*	*18*	*16*	*14*	*13*	*11*	*7*	*5*	*4*	*3*	*3*
J.M Denyes	ENG	343	8	527	212	229	229	229	236	233	234	231	241	245	252
	FI				0	0	0	0	0	0	0	0	0	0	0
	SPED				6	6	6	6	6	6	6	6	6	6	6
	Total				**218**	**235**	**235**	**235**	**242**	**239**	**240**	**237**	**247**	**251**	**258**
				Utilization	*125*	*108*	*108*	*109*	*101*	*104*	*104*	*106*	*96*	*92*	*86*
				Percent Utilization	*64%*	*69%*	*69%*	*68%*	*71%*	*70%*	*70%*	*69%*	*72%*	*73%*	*75%*
				Approx. Number of Portables	*0*	*0*	*0*	*0*	*0*	*0*	*0*	*0*	*0*	*0*	*0*
Robert Baldwin	ENG	426	12	702	145	155	159	156	160	154	156	155	158	155	153
	FI				255	204	210	190	177	181	180	186	191	189	189
	SPED				0	0	0	0	0	0	0	0	0	0	0
	Total				**400**	**358**	**369**	**346**	**337**	**335**	**336**	**341**	**349**	**344**	**342**
				Utilization	*26*	*68*	*57*	*80*	*89*	*91*	*90*	*85*	*78*	*82*	*84*
				Percent Utilization	*94%*	*84%*	*87%*	*81%*	*79%*	*79%*	*79%*	*80%*	*82%*	*81%*	*80%*
				Approx. Number of Portables	*2*	*0*	*0*	*0*	*0*	*0*	*0*	*0*	*0*	*0*	*0*
Sam Sherratt	ENG	415	10	645	441	429	394	383	371	386	392	400	411	406	425
	FI				0	0	0	0	0	0	0	0	0	0	0
	SPED				143	146	141	143	127	112	105	91	105	103	102
	Total				**584**	**575**	**535**	**527**	**497**	**498**	**497**	**491**	**516**	**509**	**527**
				Utilization	*-169*	*-160*	*-120*	*-112*	*-82*	*-83*	*-82*	*-76*	*-101*	*-94*	*-112*
				Percent Utilization	*141%*	*139%*	*129%*	*127%*	*120%*	*120%*	*120%*	*118%*	*124%*	*123%*	*127%*
				Approx. Number of Portables	*10*	*7*	*5*	*5*	*4*	*4*	*4*	*3*	*4*	*4*	*5*
W.I. Dick	ENG	412	3	481	118	124	120	121	133	136	143	141	128	123	112
	FI				285	282	263	259	264	287	279	273	262	257	267
	SPED				5	5	5	5	5	5	5	5	5	5	5
	Total				**408**	**412**	**388**	**385**	**402**	**428**	**428**	**419**	**395**	**385**	**384**
				Utilization	*4*	*1*	*24*	*27*	*10*	*-16*	*-16*	*-7*	*17*	*27*	*28*
				Percent Utilization	*99%*	*100%*	*94%*	*93%*	*98%*	*104%*	*104%*	*102%*	*96%*	*93%*	*93%*
				Approx. Number of Portables	*3*	*3*	*3*	*3*	*3*	*3*	*3*	*3*	*3*	*3*	*3*

Scenario 8

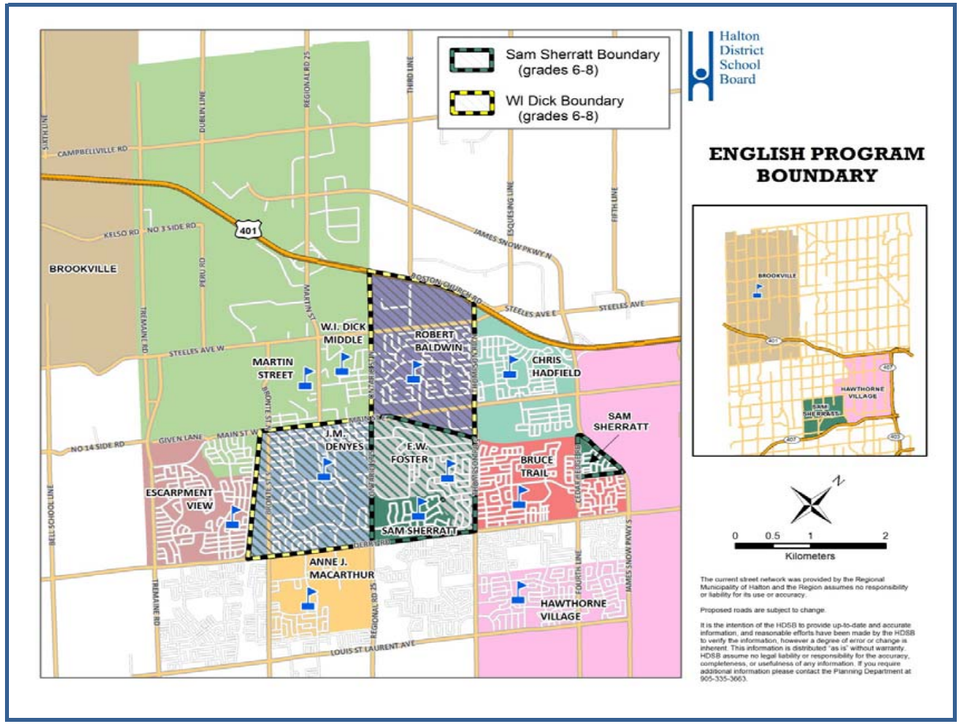

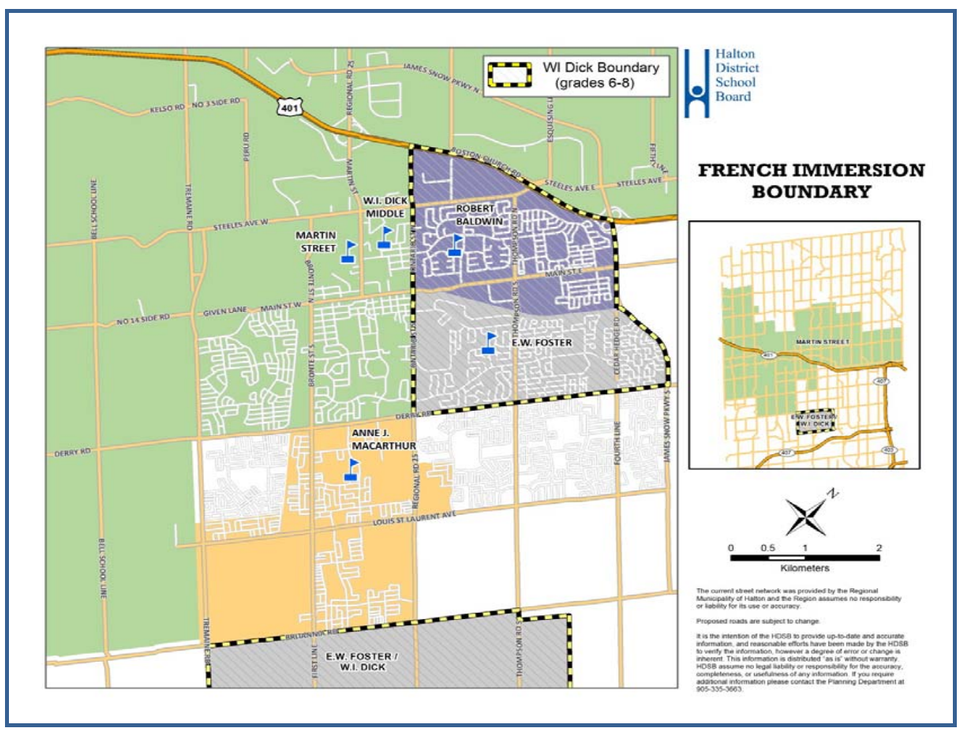

Scenario 8

	Program	OTG	Port Cap	Total	2016	2017	2018	2019	2020	2021	2022	2023	2024	2025	2026
Martin Street	ENG	753	0	753	68	246	274	276	267	314	382	444	469	476	481
	FI				140	348	396	391	390	390	392	394	392	388	390
	SPED				0	18	18	18	18	18	18	18	18	18	18
	Total				**208**	**611**	**688**	**684**	**675**	**722**	**792**	**855**	**878**	**882**	**889**
				Utilization	*545*	*142*	*65*	*69*	*78*	*31*	*-39*	*-102*	*-125*	*-129*	*-136*
				Percent Utilization	*28%*	*81%*	*91%*	*91%*	*90%*	*96%*	*105%*	*114%*	*117%*	*117%*	*118%*
				Approx. Number of Portables	*0*	*0*	*0*	*0*	*0*	*0*	*0*	*0*	*0*	*0*	*0*
Anne J. MacArthur	ENG	839	18	1253	401	442	421	409	399	366	346	333	335	338	334
	FI				591	385	470	556	639	716	785	845	879	904	911
	SPED				8	8	8	8	8	8	8	8	8	8	8
	Total				**1000**	**835**	**899**	**973**	**1046**	**1090**	**1140**	**1186**	**1222**	**1250**	**1253**
				Utilization	*-161*	*4*	*-60*	*-134*	*-207*	*-251*	*-301*	*-347*	*-383*	*-411*	*-414*
				Percent Utilization	*119%*	*99%*	*107%*	*116%*	*125%*	*130%*	*136%*	*141%*	*146%*	*149%*	*149%*
				Approx. Number of Portables	*11*	*0*	*3*	*6*	*9*	*11*	*13*	*15*	*17*	*18*	*18*
Brookville	ENG	420	4	512	416	403	384	375	353	350	360	366	379	377	375
	FI				0	0	0	0	0	0	0	0	0	0	0
	SPED				0	0	0	0	0	0	0	0	0	0	0
	Total				**416**	**403**	**384**	**375**	**353**	**350**	**360**	**366**	**379**	**377**	**375**
				Utilization	*4*	*17*	*36*	*45*	*67*	*70*	*60*	*55*	*41*	*43*	*46*
				Percent Utilization	*99%*	*96%*	*91%*	*89%*	*84%*	*83%*	*86%*	*87%*	*90%*	*90%*	*89%*
				Approx. Number of Portables	*0*	*0*	*0*	*0*	*0*	*0*	*0*	*0*	*0*	*0*	*0*
Bruce Trail	ENG	850	16	1218	1092	1126	1099	1050	1007	948	885	861	839	836	832
	FI				0	0	0	0	0	0	0	0	0	0	0
	SPED				0	0	0	0	0	0	0	0	0	0	0
	Total				**1092**	**1126**	**1099**	**1050**	**1007**	**948**	**885**	**861**	**839**	**836**	**832**
				Utilization	*-242*	*-276*	*-249*	*-200*	*-157*	*-98*	*-35*	*-11*	*11*	*14*	*18*
				Percent Utilization	*128%*	*132%*	*129%*	*123%*	*118%*	*112%*	*104%*	*101%*	*99%*	*98%*	*98%*
				Approx. Number of Portables	*12*	*12*	*11*	*9*	*7*	*4*	*2*	*0*	*0*	*0*	*0*
Chris Hadfield	ENG	593	22	1099	792	802	764	750	743	721	700	678	675	676	672
	FI				0	0	0	0	0	0	0	0	0	0	0
	SPED				10	10	10	10	10	10	10	10	10	10	10
	Total				**802**	**812**	**774**	**760**	**753**	**731**	**710**	**688**	**685**	**686**	**682**
				Utilization	*-209*	*-219*	*-181*	*-167*	*-160*	*-138*	*-117*	*-95*	*-92*	*-93*	*-89*
				Percent Utilization	*135%*	*137%*	*130%*	*128%*	*127%*	*123%*	*120%*	*116%*	*115%*	*116%*	*115%*
				Approx. Number of Portables	*11*	*10*	*8*	*7*	*7*	*6*	*5*	*4*	*4*	*4*	*4*
Escarpment View	ENG	853	14	1175	1081	943	886	849	804	781	731	693	683	668	654
	FI				0	0	0	0	0	0	0	0	0	0	0
	SPED				0	0	0	0	0	0	0	0	0	0	0
	Total				**1081**	**943**	**886**	**849**	**804**	**781**	**731**	**693**	**683**	**668**	**654**
				Utilization	*-228*	*-90*	*-33*	*5*	*49*	*72*	*122*	*160*	*170*	*186*	*199*
				Percent Utilization	*127%*	*111%*	*104%*	*99%*	*94%*	*92%*	*86%*	*81%*	*80%*	*78%*	*77%*
				Approx. Number of Portables	*11*	*4*	*1*	*0*	*0*	*0*	*0*	*0*	*0*	*0*	*0*
E.W. Foster	ENG	328	12	604	107	124	117	122	130	137	135	134	132	140	137
	FI				309	242	258	261	270	253	258	265	266	273	269
	SPED				0	0	0	0	0	0	0	0	0	0	0
	Total				**416**	**366**	**375**	**383**	**400**	**389**	**393**	**399**	**398**	**413**	**407**
				Utilization	*-88*	*-38*	*-47*	*-55*	*-72*	*-61*	*-65*	*-71*	*-70*	*-85*	*-79*
				Percent Utilization	*127%*	*112%*	*114%*	*117%*	*122%*	*119%*	*120%*	*122%*	*121%*	*126%*	*124%*
				Approx. Number of Portables	*6*	*2*	*2*	*2*	*3*	*3*	*3*	*3*	*3*	*4*	*3*
Hawthorne Village	ENG	723	22	1229	1153	1146	1094	1051	1017	968	895	835	822	794	786
	FI				0	0	0	0	0	0	0	0	0	0	0
	SPED				0	0	0	0	0	0	0	0	0	0	0
	Total				**1153**	**1146**	**1094**	**1051**	**1017**	**968**	**895**	**835**	**822**	**794**	**786**
				Utilization	*-430*	*-423*	*-371*	*-328*	*-294*	*-245*	*-172*	*-112*	*-99*	*-71*	*-63*
				Percent Utilization	*159%*	*158%*	*151%*	*145%*	*141%*	*134%*	*124%*	*116%*	*114%*	*110%*	*109%*
				Approx. Number of Portables	*17*	*18*	*16*	*14*	*13*	*11*	*7*	*5*	*4*	*3*	*3*
J.M Denyes	ENG	343	8	527	212	229	229	229	236	233	234	231	241	245	252
	FI				0	0	0	0	0	0	0	0	0	0	0
	SPED				6	6	6	6	6	6	6	6	6	6	6
	Total				**218**	**235**	**235**	**235**	**242**	**239**	**240**	**237**	**247**	**251**	**258**
				Utilization	*125*	*108*	*108*	*109*	*101*	*104*	*104*	*106*	*96*	*92*	*86*
				Percent Utilization	*64%*	*69%*	*69%*	*68%*	*71%*	*70%*	*70%*	*69%*	*72%*	*73%*	*75%*
				Approx. Number of Portables	*0*	*0*	*0*	*0*	*0*	*0*	*0*	*0*	*0*	*0*	*0*
Robert Baldwin	ENG	426	12	702	145	155	159	156	160	154	156	155	158	155	153
	FI				255	204	210	190	177	181	180	186	191	189	189
	SPED				0	0	0	0	0	0	0	0	0	0	0
	Total				**400**	**358**	**369**	**346**	**337**	**335**	**336**	**341**	**349**	**344**	**342**
				Utilization	*26*	*68*	*57*	*80*	*89*	*91*	*90*	*85*	*78*	*82*	*84*
				Percent Utilization	*94%*	*84%*	*87%*	*81%*	*79%*	*79%*	*79%*	*80%*	*82%*	*81%*	*80%*
				Approx. Number of Portables	*2*	*0*	*0*	*0*	*0*	*0*	*0*	*0*	*0*	*0*	*0*
Sam Sherratt	ENG	415	10	645	441	429	394	383	371	386	392	400	411	406	425
	FI				0	0	0	0	0	0	0	0	0	0	0
	SPED				143	146	141	143	127	112	105	91	105	103	102
	Total				**584**	**575**	**535**	**527**	**497**	**498**	**497**	**491**	**516**	**509**	**527**
				Utilization	*-169*	*-160*	*-120*	*-112*	*-82*	*-83*	*-82*	*-76*	*-101*	*-94*	*-112*
				Percent Utilization	*141%*	*139%*	*129%*	*127%*	*120%*	*120%*	*120%*	*118%*	*124%*	*123%*	*127%*
				Approx. Number of Portables	*10*	*7*	*5*	*5*	*4*	*4*	*4*	*3*	*4*	*4*	*5*
W.I. Dick	ENG	412	3	481	118	113	108	121	133	136	143	141	128	123	112
	FI				285	261	244	259	264	287	279	273	262	257	267
	SPED				5	5	5	5	5	5	5	5	5	5	5
	Total				**408**	**379**	**356**	**385**	**402**	**428**	**428**	**419**	**395**	**385**	**384**
				Utilization	*4*	*33*	*56*	*27*	*10*	*-16*	*-16*	*-7*	*17*	*27*	*28*
				Percent Utilization	*99%*	*92%*	*86%*	*93%*	*98%*	*104%*	*104%*	*102%*	*96%*	*93%*	*93%*
				Approx. Number of Portables	*3*	*3*	*3*	*3*	*3*	*3*	*3*	*3*	*3*	*3*	*3*

Scenario 9

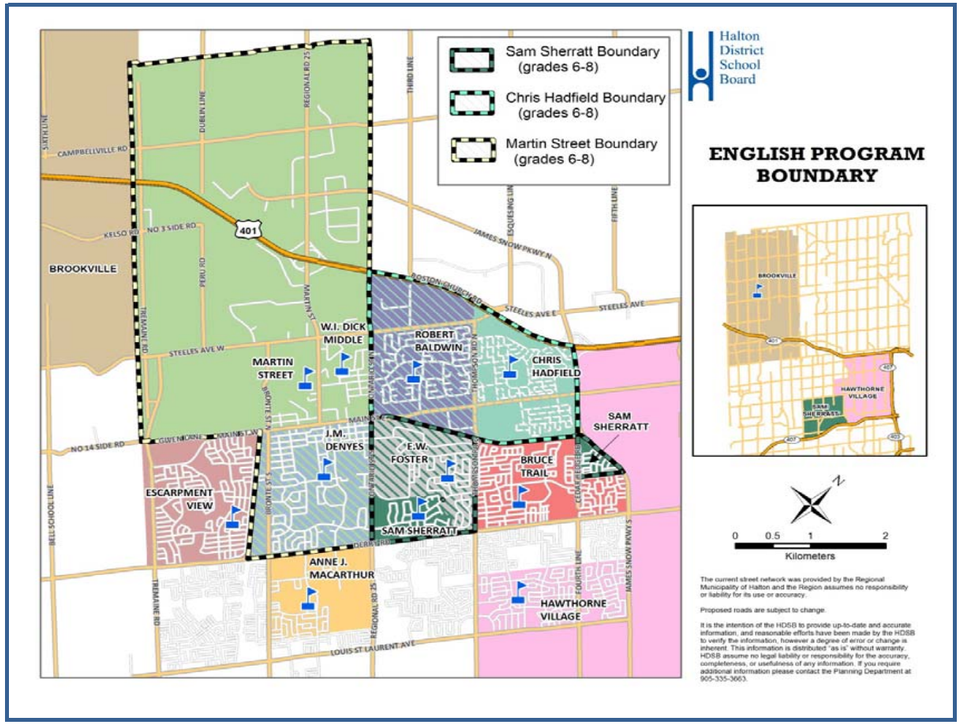

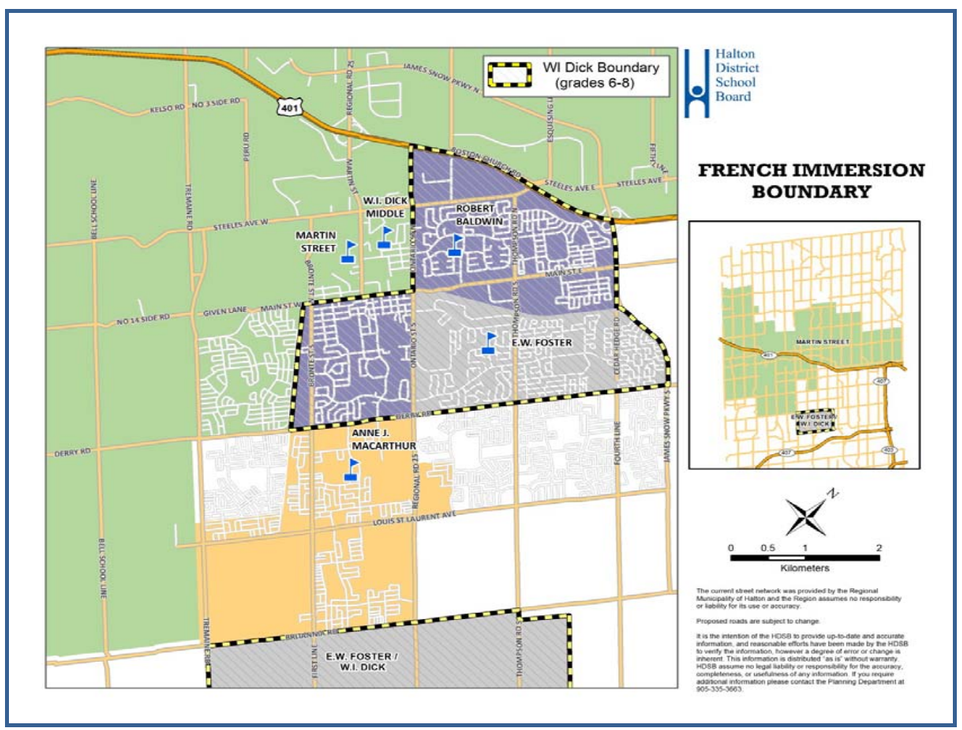

Scenario 9

	Program	OTG	Port Cap	Total	2016	2017	2018	2019	2020	2021	2022	2023	2024	2025	2026
Martin Street	ENG	753	0	753	68	107	154	195	209	272	363	438	454	459	455
	FI				140	243	291	325	337	342	352	359	360	356	358
	SPED				0	18	18	18	18	18	18	18	18	18	18
	Total				**208**	**368**	**463**	**538**	**564**	**632**	**733**	**815**	**832**	**832**	**831**
				Utilization	*545*	*385*	*290*	*215*	*189*	*121*	*20*	*-62*	*-79*	*-79*	*-78*
				Percent Utilization	*28%*	*49%*	*61%*	*72%*	*75%*	*84%*	*97%*	*108%*	*110%*	*111%*	*110%*
				Approx. Number of Portables	*0*	*0*	*0*	*0*	*0*	*0*	*0*	*0*	*0*	*0*	*0*
Anne J. MacArthur	ENG	839	18	1253	401	442	421	409	399	366	346	333	335	338	334
	FI				591	409	494	556	639	716	785	845	879	904	911
	SPED				8	8	8	8	8	8	8	8	8	8	8
	Total				**1000**	**859**	**923**	**973**	**1046**	**1090**	**1140**	**1186**	**1222**	**1250**	**1253**
				Utilization	*-161*	*-20*	*-84*	*-134*	*-207*	*-251*	*-301*	*-347*	*-383*	*-411*	*-414*
				Percent Utilization	*119%*	*102%*	*110%*	*116%*	*125%*	*130%*	*136%*	*141%*	*146%*	*149%*	*149%*
				Approx. Number of Portables	*11*	*1*	*4*	*6*	*9*	*11*	*13*	*15*	*17*	*18*	*18*
Brookville	ENG	420	4	512	416	403	384	375	353	350	360	366	379	377	375
	FI				0	0	0	0	0	0	0	0	0	0	0
	SPED				0	0	0	0	0	0	0	0	0	0	0
	Total				**416**	**403**	**384**	**375**	**353**	**350**	**360**	**366**	**379**	**377**	**375**
				Utilization	*4*	*17*	*36*	*45*	*67*	*70*	*60*	*55*	*41*	*43*	*46*
				Percent Utilization	*99%*	*96%*	*91%*	*89%*	*84%*	*83%*	*86%*	*87%*	*90%*	*90%*	*89%*
				Approx. Number of Portables	*0*	*0*	*0*	*0*	*0*	*0*	*0*	*0*	*0*	*0*	*0*
Bruce Trail	ENG	850	16	1218	1092	1126	1099	1050	1007	948	885	861	839	836	832
	FI				0	0	0	0	0	0	0	0	0	0	0
	SPED				0	0	0	0	0	0	0	0	0	0	0
	Total				**1092**	**1126**	**1099**	**1050**	**1007**	**948**	**885**	**861**	**839**	**836**	**832**
				Utilization	*-242*	*-276*	*-249*	*-200*	*-157*	*-98*	*-35*	*-11*	*11*	*14*	*18*
				Percent Utilization	*128%*	*132%*	*129%*	*123%*	*118%*	*112%*	*104%*	*101%*	*99%*	*98%*	*98%*
				Approx. Number of Portables	*12*	*12*	*11*	*9*	*7*	*4*	*2*	*0*	*0*	*0*	*0*
Chris Hadfield	ENG	593	22	1099	792	821	797	797	788	759	733	702	699	702	699
	FI				0	0	0	0	0	0	0	0	0	0	0
	SPED				10	10	10	10	10	10	10	10	10	10	10
	Total				**802**	**831**	**807**	**807**	**798**	**769**	**743**	**712**	**709**	**712**	**709**
				Utilization	*-209*	*-238*	*-214*	*-214*	*-205*	*-176*	*-150*	*-119*	*-116*	*-119*	*-116*
				Percent Utilization	*135%*	*140%*	*136%*	*136%*	*135%*	*130%*	*125%*	*120%*	*120%*	*120%*	*119%*
				Approx. Number of Portables	*11*	*10*	*9*	*9*	*9*	*8*	*7*	*5*	*5*	*5*	*5*
Escarpment View	ENG	853	14	1175	1081	1086	1039	1002	949	922	860	814	802	782	766
	FI				0	0	0	0	0	0	0	0	0	0	0
	SPED				0	0	0	0	0	0	0	0	0	0	0
	Total				**1081**	**1086**	**1039**	**1002**	**949**	**922**	**860**	**814**	**802**	**782**	**766**
				Utilization	*-228*	*-233*	*-186*	*-149*	*-96*	*-69*	*-7*	*39*	*51*	*71*	*87*
				Percent Utilization	*127%*	*127%*	*122%*	*117%*	*111%*	*108%*	*101%*	*95%*	*94%*	*92%*	*90%*
				Approx. Number of Portables	*11*	*10*	*8*	*6*	*4*	*3*	*0*	*0*	*0*	*0*	*0*
E.W. Foster	ENG	328	12	604	107	124	117	122	130	137	135	134	132	140	137
	FI				309	242	258	261	270	253	258	265	266	273	269
	SPED				0	0	0	0	0	0	0	0	0	0	0
	Total				**416**	**366**	**375**	**383**	**400**	**389**	**393**	**399**	**398**	**413**	**407**
				Utilization	*-88*	*-38*	*-47*	*-55*	*-72*	*-61*	*-65*	*-71*	*-70*	*-85*	*-79*
				Percent Utilization	*127%*	*112%*	*114%*	*117%*	*122%*	*119%*	*120%*	*122%*	*121%*	*126%*	*124%*
				Approx. Number of Portables	*6*	*2*	*2*	*2*	*3*	*3*	*3*	*3*	*3*	*4*	*3*
Hawthorne Village	ENG	723	22	1229	1153	1146	1094	1051	1017	968	895	835	822	794	786
	FI				0	0	0	0	0	0	0	0	0	0	0
	SPED				0	0	0	0	0	0	0	0	0	0	0
	Total				**1153**	**1146**	**1094**	**1051**	**1017**	**968**	**895**	**835**	**822**	**794**	**786**
				Utilization	*-430*	*-423*	*-371*	*-328*	*-294*	*-245*	*-172*	*-112*	*-99*	*-71*	*-63*
				Percent Utilization	*159%*	*158%*	*151%*	*145%*	*141%*	*134%*	*124%*	*116%*	*114%*	*110%*	*109%*
				Approx. Number of Portables	*17*	*18*	*16*	*14*	*13*	*11*	*7*	*5*	*4*	*3*	*3*
J.M Denyes	ENG	343	8	527	212	229	229	229	236	233	234	231	241	245	252
	FI				0	0	0	0	0	0	0	0	0	0	0
	SPED				6	6	6	6	6	6	6	6	6	6	6
	Total				**218**	**235**	**235**	**235**	**242**	**239**	**240**	**237**	**247**	**251**	**258**
				Utilization	*125*	*108*	*108*	*109*	*101*	*104*	*104*	*106*	*96*	*92*	*86*
				Percent Utilization	*64%*	*69%*	*69%*	*68%*	*71%*	*70%*	*70%*	*69%*	*72%*	*73%*	*75%*
				Approx. Number of Portables	*0*	*0*	*0*	*0*	*0*	*0*	*0*	*0*	*0*	*0*	*0*
Robert Baldwin	ENG	426	12	702	145	155	159	156	160	154	156	155	158	155	153
	FI				255	247	248	221	200	200	198	204	210	209	210
	SPED				0	0	0	0	0	0	0	0	0	0	0
	Total				**400**	**401**	**407**	**377**	**360**	**354**	**353**	**359**	**368**	**364**	**363**
				Utilization	*26*	*25*	*19*	*49*	*66*	*72*	*73*	*67*	*58*	*62*	*63*
				Percent Utilization	*94%*	*94%*	*95%*	*89%*	*84%*	*83%*	*83%*	*84%*	*86%*	*85%*	*85%*
				Approx. Number of Portables	*2*	*0*	*0*	*0*	*0*	*0*	*0*	*0*	*0*	*0*	*0*
Sam Sherratt	ENG	415	10	645	441	429	394	383	371	386	392	400	411	406	425
	FI				0	0	0	0	0	0	0	0	0	0	0
	SPED				143	146	141	143	127	112	105	91	105	103	102
	Total				**584**	**575**	**535**	**527**	**497**	**498**	**497**	**491**	**516**	**509**	**527**
				Utilization	*-169*	*-160*	*-120*	*-112*	*-82*	*-83*	*-82*	*-76*	*-101*	*-94*	*-112*
				Percent Utilization	*141%*	*139%*	*129%*	*127%*	*120%*	*120%*	*120%*	*118%*	*124%*	*123%*	*127%*
				Approx. Number of Portables	*10*	*7*	*5*	*5*	*4*	*4*	*4*	*3*	*4*	*4*	*5*
W.I. Dick	ENG	412	3	481	118	89	42								
	FI				285	298	288	293	295	315	302	290	275	269	277
	SPED				5	5	5	5	5	5	5	5	5	5	5
	Total				**408**	**393**	**335**	**298**	**300**	**320**	**307**	**295**	**280**	**274**	**282**
				Utilization	*4*	*20*	*77*	*114*	*112*	*92*	*105*	*117*	*132*	*138*	*130*
				Percent Utilization	*99%*	*95%*	*81%*	*72%*	*73%*	*78%*	*74%*	*72%*	*68%*	*67%*	*69%*
				Approx. Number of Portables	*3*	*3*	*3*	*3*	*3*	*3*	*3*	*3*	*3*	*3*	*3*

Scenario 10

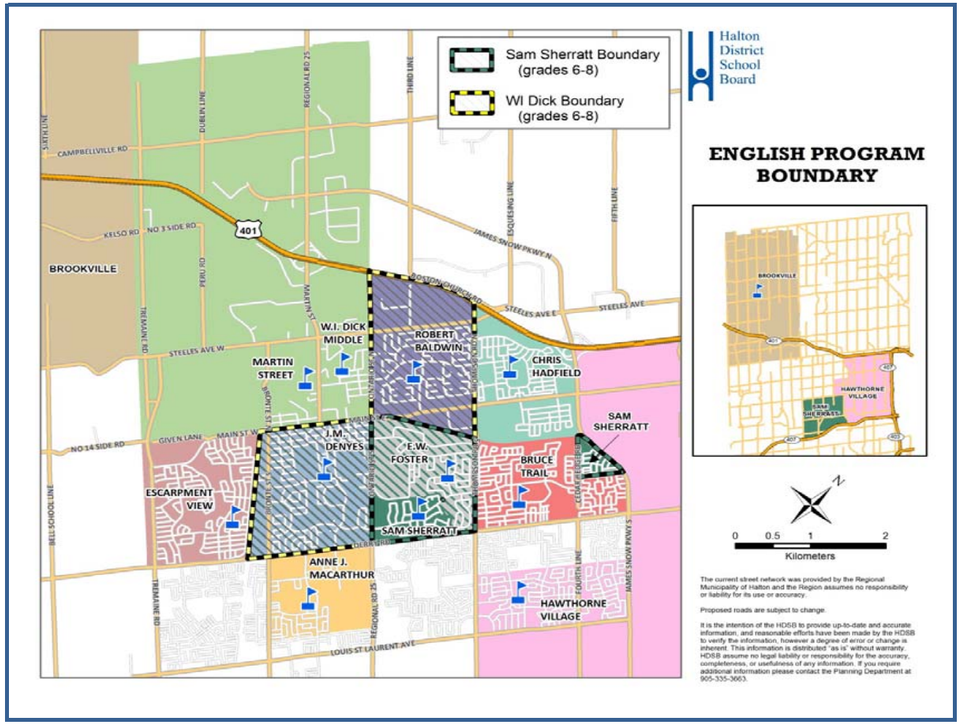

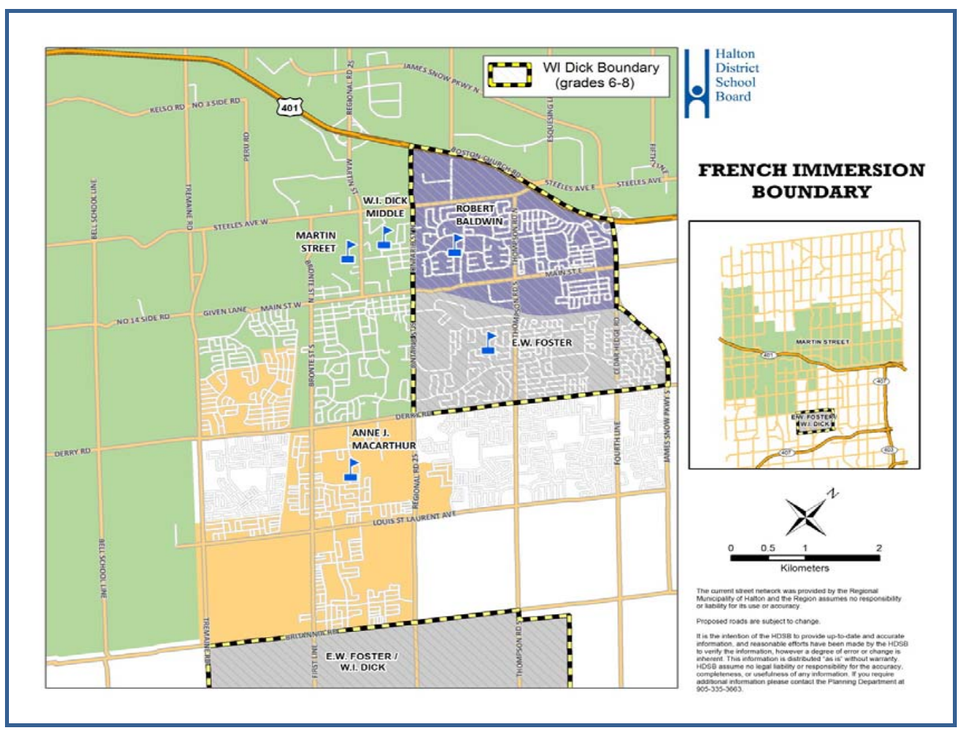

Scenario 10

	Program	OTG	Port Cap	Total	2016	2017	2018	2019	2020	2021	2022	2023	2024	2025	2026
Martin Street	ENG	753	0	753	68	103	122	122	121	174	254	322	350	362	369
	FI				140	220	251	243	239	246	253	258	264	265	270
	SPED				0	18	18	18	18	18	18	18	18	18	18
	Total				**208**	**341**	**390**	**383**	**379**	**438**	**525**	**598**	**633**	**645**	**657**
				Utilization	*545*	*412*	*363*	*370*	*375*	*315*	*228*	*155*	*121*	*109*	*96*
				Percent Utilization	*28%*	*45%*	*52%*	*51%*	*50%*	*58%*	*70%*	*79%*	*84%*	*86%*	*87%*
				Approx. Number of Portables	*0*	*0*	*0*	*0*	*0*	*0*	*0*	*0*	*0*	*0*	*0*
Anne J. MacArthur	ENG	839	18	1253	401	442	421	409	399	366	346	333	335	338	334
	FI				591	512	616	703	789	860	924	980	1007	1027	1031
	SPED				8	8	8	8	8	8	8	8	8	8	8
	Total				**1000**	**962**	**1045**	**1120**	**1196**	**1233**	**1278**	**1321**	**1350**	**1373**	**1373**
				Utilization	*-161*	*-123*	*-206*	*-281*	*-357*	*-394*	*-439*	*-482*	*-511*	*-534*	*-534*
				Percent Utilization	*119%*	*115%*	*125%*	*134%*	*143%*	*147%*	*152%*	*157%*	*161%*	*164%*	*164%*
				Approx. Number of Portables	*11*	*5*	*9*	*12*	*16*	*17*	*18*	*18*	*18*	*18*	*18*
Brookville	ENG	420	4	512	416	403	384	375	353	350	360	366	379	377	375
	FI				0	0	0	0	0	0	0	0	0	0	0
	SPED				0	0	0	0	0	0	0	0	0	0	0
	Total				**416**	**403**	**384**	**375**	**353**	**350**	**360**	**366**	**379**	**377**	**375**
				Utilization	*4*	*17*	*36*	*45*	*67*	*70*	*60*	*55*	*41*	*43*	*46*
				Percent Utilization	*99%*	*96%*	*91%*	*89%*	*84%*	*83%*	*86%*	*87%*	*90%*	*90%*	*89%*
				Approx. Number of Portables	*0*	*0*	*0*	*0*	*0*	*0*	*0*	*0*	*0*	*0*	*0*
Bruce Trail	ENG	850	16	1218	1092	1126	1099	1050	1007	948	885	861	839	836	832
	FI				0	0	0	0	0	0	0	0	0	0	0
	SPED				0	0	0	0	0	0	0	0	0	0	0
	Total				**1092**	**1126**	**1099**	**1050**	**1007**	**948**	**885**	**861**	**839**	**836**	**832**
				Utilization	*-242*	*-276*	*-249*	*-200*	*-157*	*-98*	*-35*	*-11*	*11*	*14*	*18*
				Percent Utilization	*128%*	*132%*	*129%*	*123%*	*118%*	*112%*	*104%*	*101%*	*99%*	*98%*	*98%*
				Approx. Number of Portables	*12*	*12*	*11*	*9*	*7*	*4*	*2*	*0*	*0*	*0*	*0*
Chris Hadfield	ENG	593	22	1099	792	802	764	750	743	721	700	678	675	676	672
	FI				0	0	0	0	0	0	0	0	0	0	0
	SPED				10	10	10	10	10	10	10	10	10	10	10
	Total				**802**	**812**	**774**	**760**	**753**	**731**	**710**	**688**	**685**	**686**	**682**
				Utilization	*-209*	*-219*	*-181*	*-167*	*-160*	*-138*	*-117*	*-95*	*-92*	*-93*	*-89*
				Percent Utilization	*135%*	*137%*	*130%*	*128%*	*127%*	*123%*	*120%*	*116%*	*115%*	*116%*	*115%*
				Approx. Number of Portables	*11*	*10*	*8*	*7*	*7*	*6*	*5*	*4*	*4*	*4*	*4*
Escarpment View	ENG	853	14	1175	1081	1086	1039	1002	949	922	860	814	802	782	766
	FI				0	0	0	0	0	0	0	0	0	0	0
	SPED				0	0	0	0	0	0	0	0	0	0	0
	Total				**1081**	**1086**	**1039**	**1002**	**949**	**922**	**860**	**814**	**802**	**782**	**766**
				Utilization	*-228*	*-233*	*-186*	*-149*	*-96*	*-69*	*-7*	*39*	*51*	*71*	*87*
				Percent Utilization	*127%*	*127%*	*122%*	*117%*	*111%*	*108%*	*101%*	*95%*	*94%*	*92%*	*90%*
				Approx. Number of Portables	*11*	*10*	*8*	*6*	*4*	*3*	*0*	*0*	*0*	*0*	*0*
E.W. Foster	ENG	328	12	604	107	124	117	122	130	137	135	134	132	140	137
	FI				309	242	258	261	270	253	258	265	266	273	269
	SPED				0	0	0	0	0	0	0	0	0	0	0
	Total				**416**	**366**	**375**	**383**	**400**	**389**	**393**	**399**	**398**	**413**	**407**
				Utilization	*-88*	*-38*	*-47*	*-55*	*-72*	*-61*	*-65*	*-71*	*-70*	*-85*	*-79*
				Percent Utilization	*127%*	*112%*	*114%*	*117%*	*122%*	*119%*	*120%*	*122%*	*121%*	*126%*	*124%*
				Approx. Number of Portables	*6*	*2*	*2*	*2*	*3*	*3*	*3*	*3*	*3*	*4*	*3*
Hawthorne Village	ENG	723	22	1229	1153	1146	1094	1051	1017	968	895	835	822	794	786
	FI				0	0	0	0	0	0	0	0	0	0	0
	SPED				0	0	0	0	0	0	0	0	0	0	0
	Total				**1153**	**1146**	**1094**	**1051**	**1017**	**968**	**895**	**835**	**822**	**794**	**786**
				Utilization	*-430*	*-423*	*-371*	*-328*	*-294*	*-245*	*-172*	*-112*	*-99*	*-71*	*-63*
				Percent Utilization	*159%*	*158%*	*151%*	*145%*	*141%*	*134%*	*124%*	*116%*	*114%*	*110%*	*109%*
				Approx. Number of Portables	*17*	*18*	*16*	*14*	*13*	*11*	*7*	*5*	*4*	*3*	*3*
J.M Denyes	ENG	343	8	527	212	229	229	229	236	233	234	231	241	245	252
	FI				0	0	0	0	0	0	0	0	0	0	0
	SPED				6	6	6	6	6	6	6	6	6	6	6
	Total				**218**	**235**	**235**	**235**	**242**	**239**	**240**	**237**	**247**	**251**	**258**
				Utilization	*125*	*108*	*108*	*109*	*101*	*104*	*104*	*106*	*96*	*92*	*86*
				Percent Utilization	*64%*	*69%*	*69%*	*68%*	*71%*	*70%*	*70%*	*69%*	*72%*	*73%*	*75%*
				Approx. Number of Portables	*0*	*0*	*0*	*0*	*0*	*0*	*0*	*0*	*0*	*0*	*0*
Robert Baldwin	ENG	426	12	702	145	155	159	156	160	154	156	155	158	155	153
	FI				255	204	210	190	177	181	180	186	191	189	189
	SPED				0	0	0	0	0	0	0	0	0	0	0
	Total				**400**	**358**	**369**	**346**	**337**	**335**	**336**	**341**	**349**	**344**	**342**
				Utilization	*26*	*68*	*57*	*80*	*89*	*91*	*90*	*85*	*78*	*82*	*84*
				Percent Utilization	*94%*	*84%*	*87%*	*81%*	*79%*	*79%*	*79%*	*80%*	*82%*	*81%*	*80%*
				Approx. Number of Portables	*2*	*0*	*0*	*0*	*0*	*0*	*0*	*0*	*0*	*0*	*0*
Sam Sherratt	ENG	415	10	645	441	429	394	383	371	386	392	400	411	406	425
	FI				0	0	0	0	0	0	0	0	0	0	0
	SPED				143	146	141	143	127	112	105	91	105	103	102
	Total				**584**	**575**	**535**	**527**	**497**	**498**	**497**	**491**	**516**	**509**	**527**
				Utilization	*-169*	*-160*	*-120*	*-112*	*-82*	*-83*	*-82*	*-76*	*-101*	*-94*	*-112*
				Percent Utilization	*141%*	*139%*	*129%*	*127%*	*120%*	*120%*	*120%*	*118%*	*124%*	*123%*	*127%*
				Approx. Number of Portables	*10*	*7*	*5*	*5*	*4*	*4*	*4*	*3*	*4*	*4*	*5*
W.I. Dick	ENG	412	3	481	118	113	108	121	133	136	143	141	128	123	112
	FI				285	261	244	259	264	287	279	273	262	257	267
	SPED				5	5	5	5	5	5	5	5	5	5	5
	Total				**408**	**379**	**356**	**385**	**402**	**428**	**428**	**419**	**395**	**385**	**384**
				Utilization	*4*	*33*	*56*	*27*	*10*	*-16*	*-16*	*-7*	*17*	*27*	*28*
				Percent Utilization	*99%*	*92%*	*86%*	*93%*	*98%*	*104%*	*104%*	*102%*	*96%*	*93%*	*93%*
				Approx. Number of Portables	*3*	*3*	*3*	*3*	*3*	*3*	*3*	*3*	*3*	*3*	*3*

Scenario 11

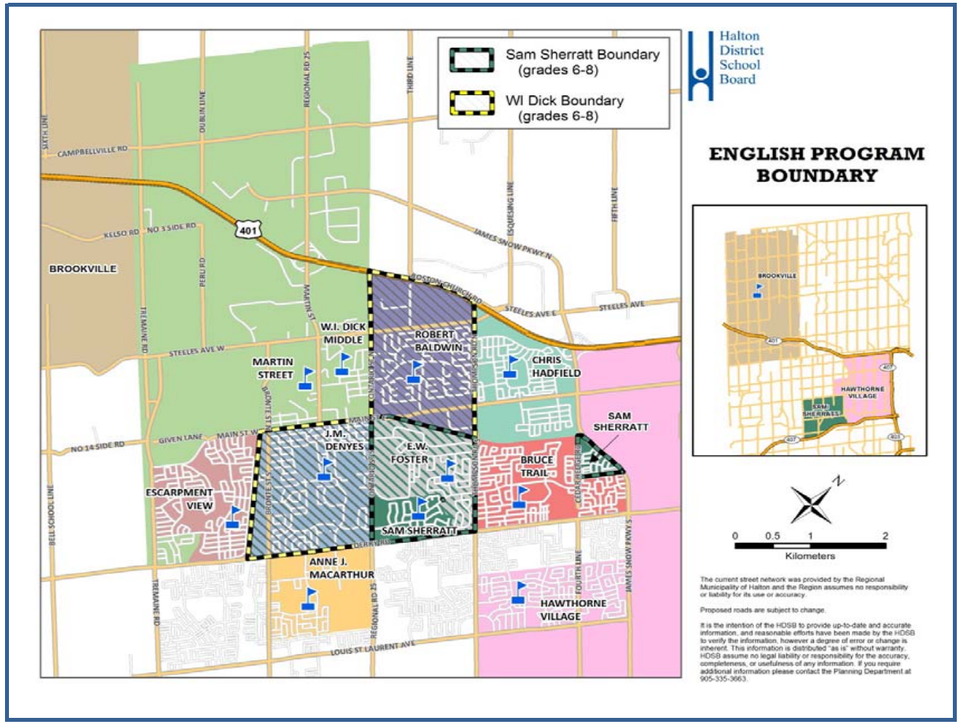

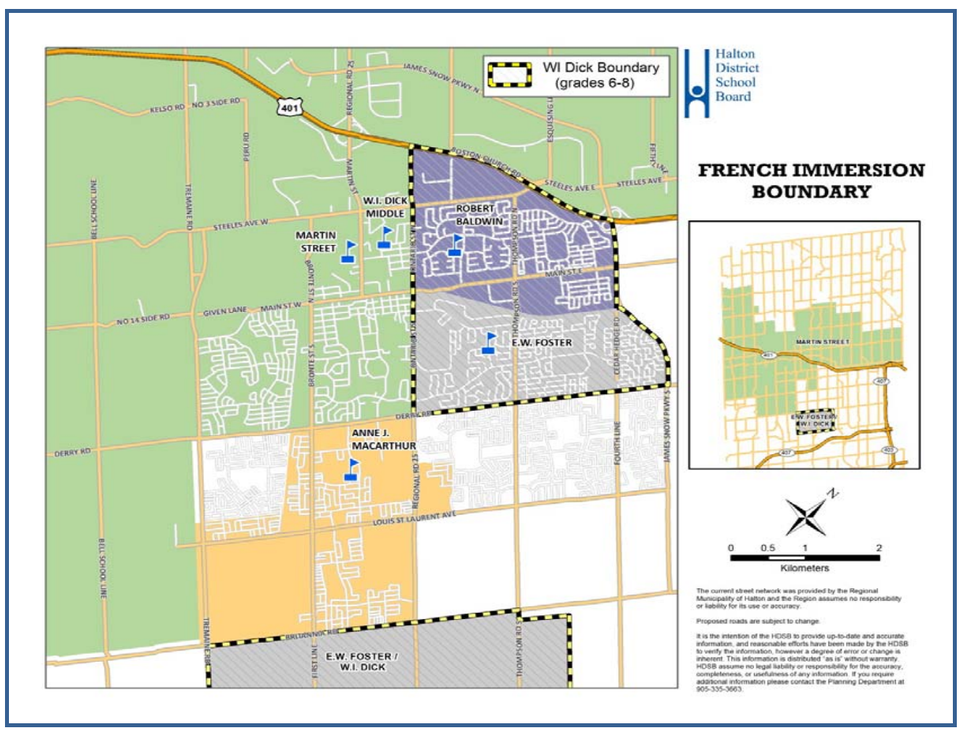

Scenario 11

	Program	OTG	Port Cap	Total	2016	2017	2018	2019	2020	2021	2022	2023	2024	2025	2026
Martin Street	ENG	753	0	753	68	210	233	227	221	273	346	411	437	443	448
	FI				140	348	396	391	390	390	392	394	392	388	390
	SPED				0	18	18	18	18	18	18	18	18	18	18
	Total				**208**	**575**	**648**	**636**	**629**	**680**	**756**	**822**	**847**	**848**	**856**
				Utilization	*545*	*178*	*106*	*117*	*124*	*73*	*-3*	*-69*	*-94*	*-95*	*-103*
				Percent Utilization	*28%*	*76%*	*86%*	*84%*	*83%*	*90%*	*100%*	*109%*	*112%*	*113%*	*114%*
				Approx. Number of Portables	*0*	*0*	*0*	*0*	*0*	*0*	*0*	*0*	*0*	*0*	*0*
Anne J. MacArthur	ENG	839	18	1253	401	442	421	409	399	366	346	333	335	338	334
	FI				591	385	470	556	639	716	785	845	879	904	911
	SPED				8	8	8	8	8	8	8	8	8	8	8
	Total				**1000**	**835**	**899**	**973**	**1046**	**1090**	**1140**	**1186**	**1222**	**1250**	**1253**
				Utilization	*-161*	*4*	*-60*	*-134*	*-207*	*-251*	*-301*	*-347*	*-383*	*-411*	*-414*
				Percent Utilization	*119%*	*99%*	*107%*	*116%*	*125%*	*130%*	*136%*	*141%*	*146%*	*149%*	*149%*
				Approx. Number of Portables	*11*	*0*	*3*	*6*	*9*	*11*	*13*	*15*	*17*	*18*	*18*
Brookville	ENG	420	4	512	416	403	384	375	353	350	360	366	379	377	375
	FI				0	0	0	0	0	0	0	0	0	0	0
	SPED				0	0	0	0	0	0	0	0	0	0	0
	Total				**416**	**403**	**384**	**375**	**353**	**350**	**360**	**366**	**379**	**377**	**375**
				Utilization	*4*	*17*	*36*	*45*	*67*	*70*	*60*	*55*	*41*	*43*	*46*
				Percent Utilization	*99%*	*96%*	*91%*	*89%*	*84%*	*83%*	*86%*	*87%*	*90%*	*90%*	*89%*
				Approx. Number of Portables	*0*	*0*	*0*	*0*	*0*	*0*	*0*	*0*	*0*	*0*	*0*
Bruce Trail	ENG	850	16	1218	1092	1126	1099	1050	1007	948	885	861	839	836	832
	FI				0	0	0	0	0	0	0	0	0	0	0
	SPED				0	0	0	0	0	0	0	0	0	0	0
	Total				**1092**	**1126**	**1099**	**1050**	**1007**	**948**	**885**	**861**	**839**	**836**	**832**
				Utilization	*-242*	*-276*	*-249*	*-200*	*-157*	*-98*	*-35*	*-11*	*11*	*14*	*18*
				Percent Utilization	*128%*	*132%*	*129%*	*123%*	*118%*	*112%*	*104%*	*101%*	*99%*	*98%*	*98%*
				Approx. Number of Portables	*12*	*12*	*11*	*9*	*7*	*4*	*2*	*0*	*0*	*0*	*0*
Chris Hadfield	ENG	593	22	1099	792	802	764	750	743	721	700	678	675	676	672
	FI				0	0	0	0	0	0	0	0	0	0	0
	SPED				10	10	10	10	10	10	10	10	10	10	10
	Total				**802**	**812**	**774**	**760**	**753**	**731**	**710**	**688**	**685**	**686**	**682**
				Utilization	*-209*	*-219*	*-181*	*-167*	*-160*	*-138*	*-117*	*-95*	*-92*	*-93*	*-89*
				Percent Utilization	*135%*	*137%*	*130%*	*128%*	*127%*	*123%*	*120%*	*116%*	*115%*	*116%*	*115%*
				Approx. Number of Portables	*11*	*10*	*8*	*7*	*7*	*6*	*5*	*4*	*4*	*4*	*4*
Escarpment View	ENG	853	14	1175	1081	979	927	897	850	823	768	725	715	701	687
	FI				0	0	0	0	0	0	0	0	0	0	0
	SPED				0	0	0	0	0	0	0	0	0	0	0
	Total				**1081**	**979**	**927**	**897**	**850**	**823**	**768**	**725**	**715**	**701**	**687**
				Utilization	*-228*	*-126*	*-74*	*-44*	*4*	*30*	*86*	*128*	*138*	*152*	*166*
				Percent Utilization	*127%*	*115%*	*109%*	*105%*	*100%*	*96%*	*90%*	*85%*	*84%*	*82%*	*81%*
				Approx. Number of Portables	*11*	*5*	*3*	*2*	*0*	*0*	*0*	*0*	*0*	*0*	*0*
E.W. Foster	ENG	328	12	604	107	124	117	122	130	137	135	134	132	140	137
	FI				309	242	258	261	270	253	258	265	266	273	269
	SPED				0	0	0	0	0	0	0	0	0	0	0
	Total				**416**	**366**	**375**	**383**	**400**	**389**	**393**	**399**	**398**	**413**	**407**
				Utilization	*-88*	*-38*	*-47*	*-55*	*-72*	*-61*	*-65*	*-71*	*-70*	*-85*	*-79*
				Percent Utilization	*127%*	*112%*	*114%*	*117%*	*122%*	*119%*	*120%*	*122%*	*121%*	*126%*	*124%*
				Approx. Number of Portables	*6*	*2*	*2*	*2*	*3*	*3*	*3*	*3*	*3*	*4*	*3*
Hawthorne Village	ENG	723	22	1229	1153	1146	1094	1051	1017	968	895	835	822	794	786
	FI				0	0	0	0	0	0	0	0	0	0	0
	SPED				0	0	0	0	0	0	0	0	0	0	0
	Total				**1153**	**1146**	**1094**	**1051**	**1017**	**968**	**895**	**835**	**822**	**794**	**786**
				Utilization	*-430*	*-423*	*-371*	*-328*	*-294*	*-245*	*-172*	*-112*	*-99*	*-71*	*-63*
				Percent Utilization	*159%*	*158%*	*151%*	*145%*	*141%*	*134%*	*124%*	*116%*	*114%*	*110%*	*109%*
				Approx. Number of Portables	*17*	*18*	*16*	*14*	*13*	*11*	*7*	*5*	*4*	*3*	*3*
J.M Denyes	ENG	343	8	527	212	229	229	229	236	233	234	231	241	245	252
	FI				0	0	0	0	0	0	0	0	0	0	0
	SPED				6	6	6	6	6	6	6	6	6	6	6
	Total				**218**	**235**	**235**	**235**	**242**	**239**	**240**	**237**	**247**	**251**	**258**
				Utilization	*125*	*108*	*108*	*109*	*101*	*104*	*104*	*106*	*96*	*92*	*86*
				Percent Utilization	*64%*	*69%*	*69%*	*68%*	*71%*	*70%*	*70%*	*69%*	*72%*	*73%*	*75%*
				Approx. Number of Portables	*0*	*0*	*0*	*0*	*0*	*0*	*0*	*0*	*0*	*0*	*0*
Robert Baldwin	ENG	426	12	702	145	155	159	156	160	154	156	155	158	155	153
	FI				255	204	210	190	177	181	180	186	191	189	189
	SPED				0	0	0	0	0	0	0	0	0	0	0
	Total				**400**	**358**	**369**	**346**	**337**	**335**	**336**	**341**	**349**	**344**	**342**
				Utilization	*26*	*68*	*57*	*80*	*89*	*91*	*90*	*85*	*78*	*82*	*84*
				Percent Utilization	*94%*	*84%*	*87%*	*81%*	*79%*	*79%*	*79%*	*80%*	*82%*	*81%*	*80%*
				Approx. Number of Portables	*2*	*0*	*0*	*0*	*0*	*0*	*0*	*0*	*0*	*0*	*0*
Sam Sherratt	ENG	415	10	645	441	429	394	383	371	386	392	400	411	406	425
	FI				0	0	0	0	0	0	0	0	0	0	0
	SPED				143	146	141	143	127	112	105	91	105	103	102
	Total				**584**	**575**	**535**	**527**	**497**	**498**	**497**	**491**	**516**	**509**	**527**
				Utilization	*-169*	*-160*	*-120*	*-112*	*-82*	*-83*	*-82*	*-76*	*-101*	*-94*	*-112*
				Percent Utilization	*141%*	*139%*	*129%*	*127%*	*120%*	*120%*	*120%*	*118%*	*124%*	*123%*	*127%*
				Approx. Number of Portables	*10*	*7*	*5*	*5*	*4*	*4*	*4*	*3*	*4*	*4*	*5*
W.I. Dick	ENG	412	3	481	118	113	108	121	133	136	143	141	128	123	112
	FI				285	261	244	259	264	287	279	273	262	257	267
	SPED				5	5	5	5	5	5	5	5	5	5	5
	Total				**408**	**379**	**356**	**385**	**402**	**428**	**428**	**419**	**395**	**385**	**384**
				Utilization	*4*	*33*	*56*	*27*	*10*	*-16*	*-16*	*-7*	*17*	*27*	*28*
				Percent Utilization	*99%*	*92%*	*86%*	*93%*	*98%*	*104%*	*104%*	*102%*	*96%*	*93%*	*93%*
				Approx. Number of Portables	*3*	*3*	*3*	*3*	*3*	*3*	*3*	*3*	*3*	*3*	*3*