

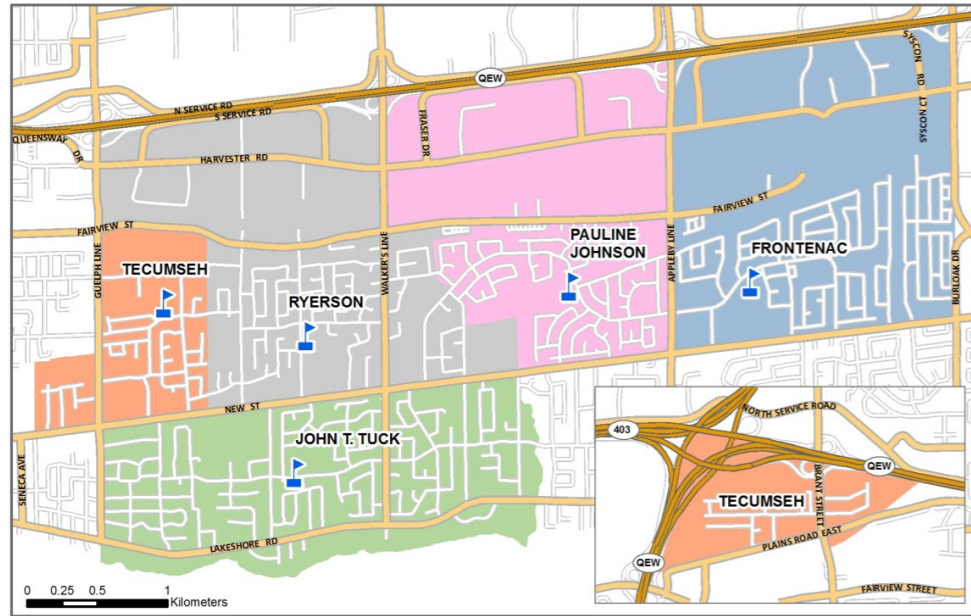
Option 1c - John T Tuck PS becomes a K-6 school (Phased)

Scenario 1107

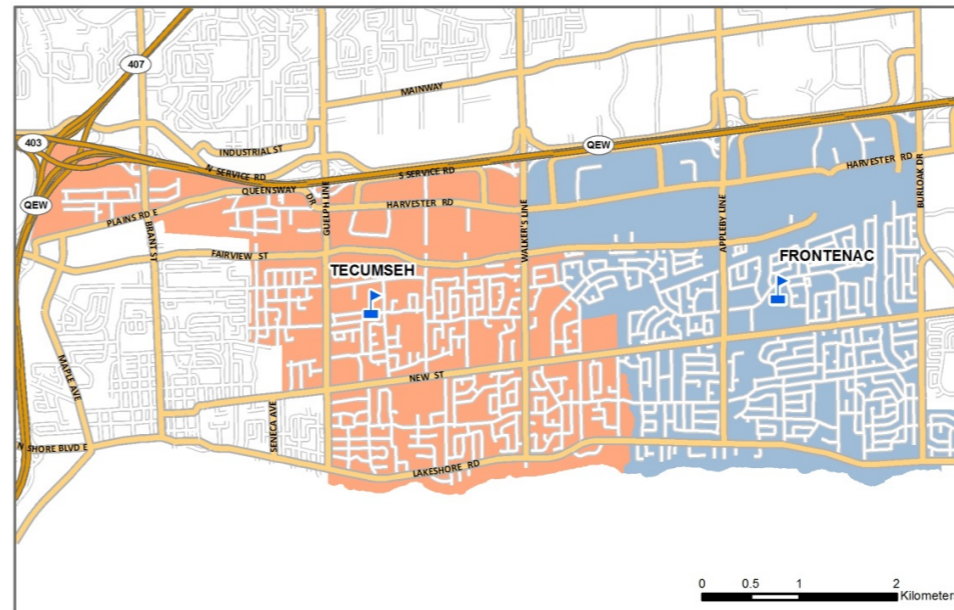
21-Feb-19



English Program Boundary Grades JK - 6



English Program Boundary Grades 7 - 8



It is the intention of the HDSB to provide up-to-date and accurate information, and reasonable efforts have been made by the HDSB to verify the information, however a degree of error or change is inherent. This information is distributed "as is" without warranty. HDSB assume no legal liability or responsibility for the accuracy, completeness, or usefulness of any information. If you require additional information please contact the Planning Department at 905-335-3663.

School	Program	OTG	Max. Port	Total Cap	2018	2019	2020	2021	2022	2023	2024	2025	2026	2027	2028		
Frontenac PS	ENG	757	5	872	526	557	572	592	604	619	630	614	622	617	617		
	SC-SPED				22	22	22	22	22	22	22	22	22	22	22	22	22
	Total				548	579	594	614	626	641	652	636	644	639	639		
	Available Pupil Places					209	178	163	144	132	116	105	121	113	119	118	
	Percent Utilization					72%	76%	78%	81%	83%	85%	86%	84%	85%	84%	84%	
John T. Tuck PS	ENG	541	12	817	753	766	574	419	406	386	377	373	373	354	350		
	Total				753	766	574	419	406	386	377	373	373	354	350		
	Available Pupil Places					-212	-225	-33	122	135	155	164	168	188	191		
	Percent Utilization					139%	142%	106%	77%	75%	71%	70%	69%	69%	65%	65%	
Pauline Johnson PS	ENG	242	6	380	280	281	287	281	283	273	274	271	270	273	264		
	Total				280	281	287	281	283	273	274	271	270	273	264		
	Shortage of Pupil Places					-38	-39	-45	-39	-41	-31	-32	-29	-28	-31	-22	
	Percent Utilization					116%	116%	118%	116%	117%	113%	113%	112%	112%	113%	109%	
Ryerson PS	ENG	541	6	679	172	175	255	274	278	284	285	298	297	292	287		
	SC-SPED				48	48	49	50	54	57	57	56	56	55	54		
	Total				220	223	303	324	332	341	342	354	353	346	341		
	Available / Shortage of Pupil Places					321	318	238	217	209	200	199	187	188	195	200	
	Percent Utilization					41%	41%	56%	60%	61%	63%	63%	65%	65%	64%	63%	
Tecumseh PS	ENG	462	7	623	243	240	348	481	465	429	433	408	393	427	435		
	SC-SPED				17	17	17	17	17	17	17	17	17	17	17		
	Total				260	257	365	498	482	446	450	425	410	444	452		
	Available Pupil Places					202	205	98	-36	-20	16	12	38	52	18	10	
	Percent Utilization					56%	56%	79%	108%	104%	97%	97%	92%	89%	96%	98%	
Study Total					2061	2106	2122	2135	2128	2086	2094	2058	2049	2055	2046		

Option 1c - Impacts Frontenac PS, John T. Tuck PS, Tecumseh PS, Ryerson PS - Effective Sept. 2020

John T. Tuck PS becomes a K-6 school, K-6 boundary shrinks. Frontenac PS and Tecumseh PS 7 & 8 boundary and Ryerson PS K-6 boundary expansions.
Phased in starting with grade 7 in 2020, grade 8 in 2021.

Status Quo - No change to the boundary or projections for Pauline Johnson PS.

Frontenac PS (K-8): Grade 7 & 8 boundary expands to include Pauline Johnson PS. School enrolments are projected to increase to near 85% of OTG capacity. Available pupil places are expected to remain above 100 pupil places by 2021. Portables are not required.

John T. Tuck PS (K-6): K-6 boundary shrinks to south of New St. Students residing north of New St to be redirected to Ryerson PS. Grades 7 and 8 are directed to Tecumseh PS. School is expected to decline to below 70% by 2025. Available pupil places are expected to increase over 150 pupil places by 2023. Portables are not required.

Tecumseh PS (K-8): Grade 7 & 8 boundary expands to include Ryerson PS and John T. Tuck PS catchment. School enrolments are projected to increase to be above or near OTG capacity. Available pupil places are expected to decrease to under 50 pupil places by 2027. One to two portables are required for 2021 & 2022.

Ryerson PS (K-6): The boundary expands to include the John T Tuck PS area north of New St. School enrolments are projected to increase above 60% of OTG capacity by 2021. Available pupils places are expected to decrease under 200 pupil places by 2024. Portables are not required.

Redirections

John T Tuck PS grade 6 cohort to be directed to **Tecumseh PS**.

Pauline Johnson PS: Unified grade 6 cohort to be directed to **Frontenac PS**.

Ryerson PS: Unified grade 6 cohort to be directed to **Tecumseh PS**.

Tecumseh PS: Split grade 8 cohort to **Nelson HS** or **Burlington Central HS**.

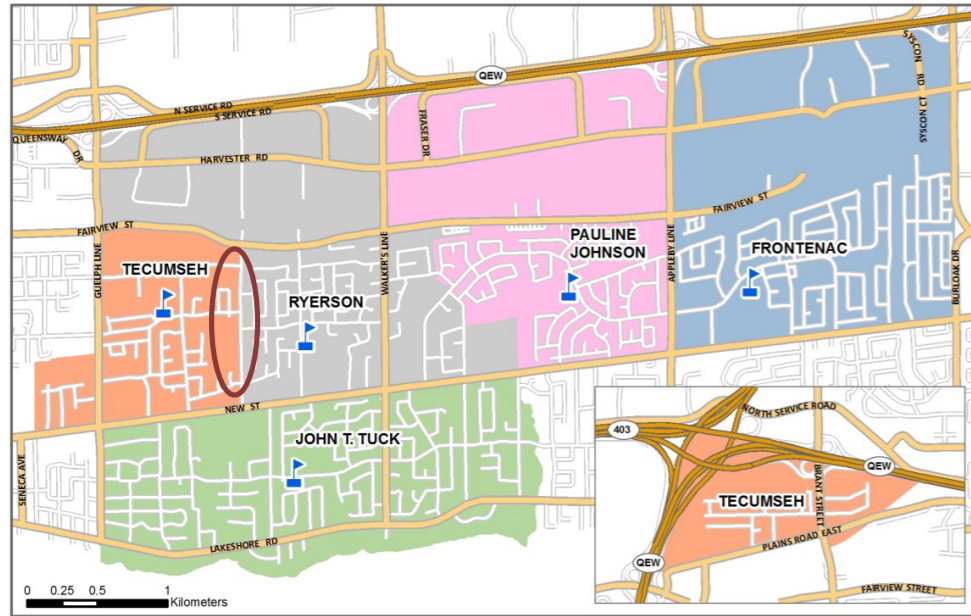
Option 3c - Redirection of John T Tuck PS and Ryerson PS students (Phased)

Scenario 1124

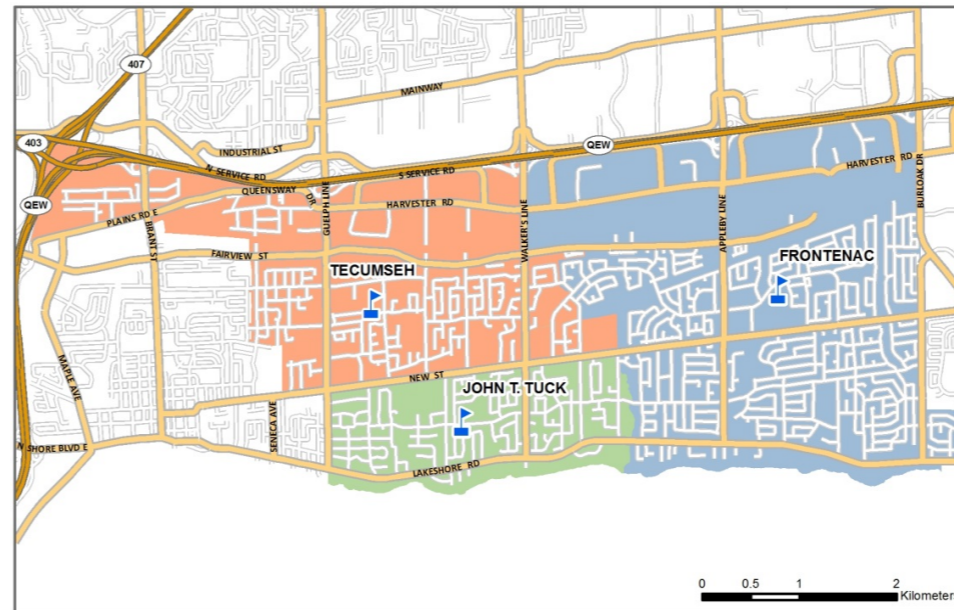
21-Feb-19



English Program Boundary Grades JK - 6



English Program Boundary Grades 7 - 8



It is the intention of the HDSB to provide up-to-date and accurate information, and reasonable efforts have been made by the HDSB to verify the information, however a degree of error or change is inherent. This information is distributed "as is" without warranty. HDSB assume no legal liability or responsibility for the accuracy, completeness, or usefulness of any information. If you require additional information please contact the Planning Department at 905-335-3663.

School	Program	OTG	Max. Port	Total Cap	2018	2019	2020	2021	2022	2023	2024	2025	2026	2027	2028	
Frontenac PS	ENG	757	5	872	526	557	572	592	604	619	630	614	622	617	617	
	SC-SPED				22	22	22	22	22	22	22	22	22	22	22	22
	Total				548	579	594	614	626	641	652	636	644	639	639	
	Available Pupil Places					209	178	163	143	131	116	105	121	113	118	
Percent Utilization					72%	76%	78%	81%	83%	85%	86%	84%	85%	84%	84%	
John T. Tuck PS	ENG	541	12	817	753	766	652	607	579	518	502	479	471	468	465	
	Total				753	766	652	607	579	518	502	479	471	468	465	
	Available Pupil Places					-212	-225	-111	-66	-38	23	39	62	70	73	76
	Percent Utilization					139%	142%	120%	112%	107%	96%	93%	89%	87%	86%	86%
Pauline Johnson PS	ENG	242	6	380	280	281	287	281	283	273	274	271	270	273	264	
	Total				280	281	287	281	283	273	274	271	270	273	264	
	Shortage of Pupil Places					-38	-39	-45	-39	-41	-31	-32	-29	-28	-31	-22
	Percent Utilization					116%	116%	118%	116%	117%	113%	113%	112%	112%	113%	109%
Ryerson PS	ENG	541	6	679	172	175	248	267	271	276	279	292	291	286	281	
	SC-SPED				48	48	49	50	54	57	57	56	56	55	54	
	Total				220	223	296	317	325	333	336	348	347	340	335	
	Available / Shortage of Pupil Places					321	318	245	224	216	208	205	193	194	201	206
Percent Utilization					41%	41%	55%	59%	60%	62%	62%	64%	64%	63%	62%	
Tecumseh PS	ENG	462	7	623	243	240	277	300	299	304	314	307	301	319	326	
	SC-SPED				17	17	17	17	17	17	17	17	17	17	17	
	Total				260	257	294	317	316	321	331	324	318	336	343	
	Available Pupil Places					202	205	169	146	146	141	131	138	144	127	119
Percent Utilization					56%	56%	64%	69%	68%	70%	72%	70%	69%	73%	74%	
Study Total					2061	2106	2122	2135	2128	2086	2094	2058	2049	2055	2046	

Option 3c - Impacts John T. Tuck PS, Tecumseh PS, Frontenac PS, Ryerson PS - Effective Sept. 2020

Frontenac PS 7 & 8 boundary expansion, Tecumseh PS K to 8 boundary expansion.
John T. Tuck PS K - 8 boundary shrinks. Phased out starting with grades K-5 in 2020, north of New St
Ryerson PS K-5 expansion in 2020, K-6 expansion in 2021.

Status Quo - No change to the boundary or projections for Pauline Johnson PS.

John T. Tuck PS (K-8): K-8 boundary shrinks to south of New St. Students that reside north of New St will be directed to Ryerson PS (K-6), and Tecumseh PS (7 & 8). The school is expected slowly decline to 86% of OTG capacity by 2026. Available pupil places are expected to be over 50 pupil places by 2025. It is projected that portables will not be required past 2022.

Ryerson PS (K-6): The boundary expands to include the John T. Tuck PS area north of New St and east of Walker's Line. School enrolments are projected to increase above 60% of OTG capacity by 2022. The area west of Cumberland Ave will be redirected to Tecumseh PS. Available pupil places are expected to decrease to near 200 pupil places by 2023. Portables are not required

Tecumseh PS (K-8): The K-6 boundar expands to include the Ryerson PS area west of Cumberland Dr. Grade 7 & 8 boundary expands to include the Ryerson PS catchment. School enrolments are projected to increase to near 70% of OTG capacity. Available pupil places are expected to remain above 100 pupil places. Portables are not required.

Frontenac PS (K-8): Grade 7 & 8 boundary expands to include the Pauline Johnson PS catchment. School enrolments are projected to increase to near 85% of OTG capacity. Available pupil places are expected to remain above 100 pupil places. Portables are not required

Redirections

Pauline Johnson PS: Unified grade 6 cohort to be directed to *Frontenac PS*.

Ryerson PS: Grade 6 cohort to be directed to *Tecumseh PS*.

Tecumseh PS: Split grade 8 cohort to *Nelson HS* or *Burlington Central HS*.

Option 4d - Redirection of John T. Tuck Students North of New St.

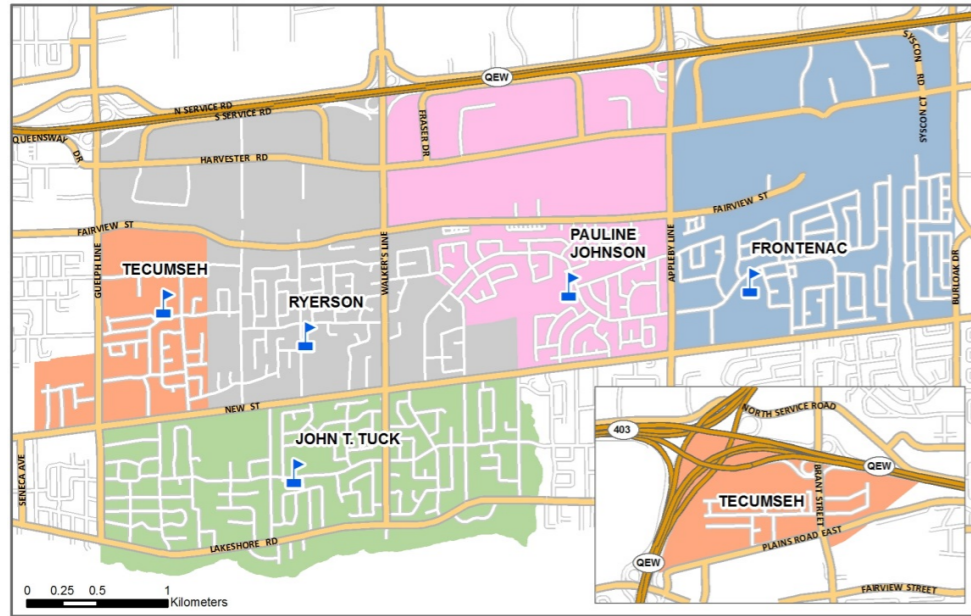
(Phased starting with JK-Gr 1)

Scenario 1100

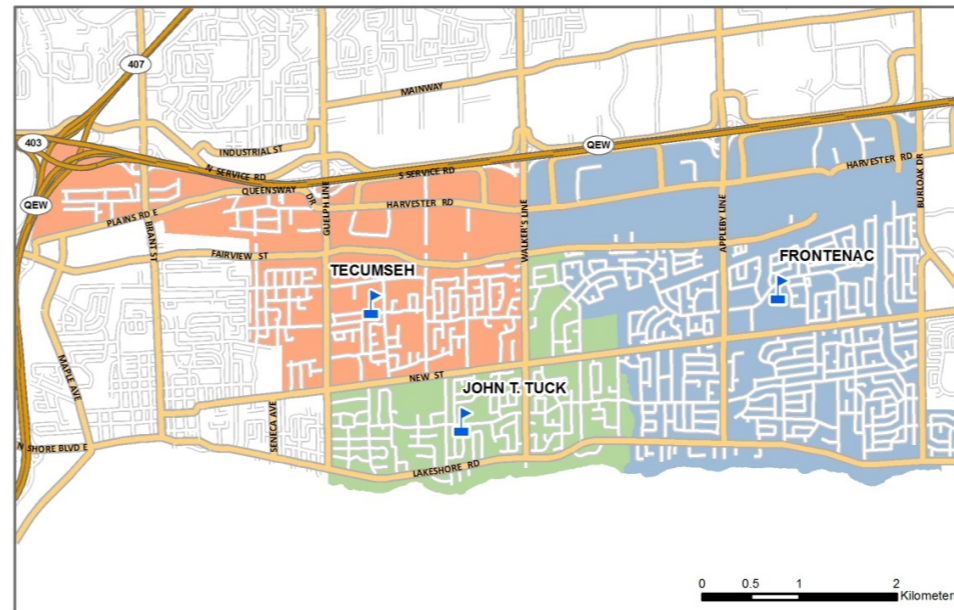
21-Feb-19



English Program Boundary Grades JK - 6



English Program Boundary Grades 7 - 8



It is the intention of the HDSB to provide up-to-date and accurate information, and reasonable efforts have been made by the HDSB to verify the information, however a degree of error or change is inherent. This information is distributed "as is" without warranty. HDSB assume no legal liability or responsibility for the accuracy, completeness, or usefulness of any information. If you require additional information please contact the Planning Department at 905-335-3663.

School	Program	OTG	Max. Port	Total Cap	2018	2019	2020	2021	2022	2023	2024	2025	2026	2027	2028	
Frontenac PS	ENG	757	5	872	526	557	572	592	603	619	630	614	621	617	617	
	SC-SPED				22	22	22	22	22	22	22	22	22	22	22	22
	Total				548	579	594	614	625	641	652	636	643	639	639	
	Available Pupil Places					209	178	163	143	132	116	105	121	114	118	
Percent Utilization					72%	76%	78%	81%	83%	85%	86%	84%	85%	84%	84%	
John T. Tuck PS	ENG	541	12	817	753	766	685	646	622	564	540	506	497	511	508	
	Total				753	766	685	646	622	564	540	506	497	511	508	
	Available Pupil Places					-212	-225	-144	-105	-81	-23	1	35	44	30	33
Percent Utilization					139%	142%	127%	119%	115%	104%	100%	93%	92%	94%	94%	
Pauline Johnson PS	ENG	242	6	380	280	281	287	281	283	273	274	271	270	273	264	
	Total				280	281	287	281	283	273	274	271	270	273	264	
	Shortage of Pupil Places					-38	-39	-45	-39	-41	-31	-32	-29	-28	-31	-22
Percent Utilization					116%	116%	118%	116%	117%	113%	113%	112%	112%	113%	109%	
Ryerson PS	ENG	541	6	679	172	175	223	241	250	261	280	298	297	292	287	
	SC-SPED				48	48	49	50	54	57	57	56	56	55	54	
	Total				220	223	272	291	304	318	337	354	353	346	341	
	Available / Shortage of Pupil Places					321	318	269	250	237	223	204	187	188	195	200
Percent Utilization					41%	41%	50%	54%	56%	59%	62%	65%	65%	64%	63%	
Tecumseh PS	ENG	462	7	623	243	240	268	287	278	273	275	275	270	270	277	
	SC-SPED				17	17	17	17	17	17	17	17	17	17	17	
	Total				260	257	285	304	295	290	292	292	287	287	294	
	Available Pupil Places					202	205	177	158	167	172	170	170	175	176	168
Percent Utilization					56%	56%	62%	66%	64%	63%	63%	63%	62%	62%	64%	
Study Total					2061	2106	2122	2135	2128	2086	2094	2058	2049	2055	2046	

Option 4d - Impacts John T. Tuck PS, Tecumseh PS, Frontenac PS, Ryerson PS - Effective Sept. 2020

Frontenac PS and Tecumseh PS 7 & 8 boundary expansion.
John T. Tuck PS K - 8 boundary shrinks. Phased in starting with grade JK-Gr 1 in 2020.
Ryerson PS JK expansion in 2020.

Status Quo - No change to the boundary or projections for Pauline Johnson PS.

John T. Tuck PS (K-8): K-8 boundary shrinks to south of New St. Students that reside north of New St will be directed to Ryerson PS (K-6) boundary shrinks to south of New St., and John T. Tuck PS (7 & 8). *(This area is phased out starting with JK-Gr 1.)* The school is expected slowly decline to near 95% of OTG capacity by 2027. Available pupil places are expected to be under 50 pupil places by 2026. It is projected that portables will not be required past 2024.

Ryerson PS (K-6): The boundary expands to include the John T. Tuck PS area north of New St and east of Walker's Line. School enrolments are projected to increase to near 65% of OTG capacity by 2027. Available pupil places are expected to decrease to near 200 pupil places by 2027. Portables are not required. Ryerson PS will have a split grade 6 cohort to Tecumseh PS and John T. Tuck PS.

Tecumseh PS (K-8): Grade 7 & 8 boundary expands to include the Ryerson PS catchment west of Walker's line. School enrolments are projected to increase to near 65% of OTG capacity. Available pupil places are expected to remain above 100 pupil places. Portables are not required.

Frontenac PS (K-8): Grade 7 & 8 boundary expands to include the Pauline Johnson PS catchment. School enrolments are projected to increase to near 85% of OTG capacity. Available pupil places are expected to remain above 100 pupil places. Portables are not required

Redirections

- Pauline Johnson PS:** Unified grade 6 cohort to be directed to *Frontenac PS*.
- Ryerson PS:** Grade 6 cohort to be directed to *Tecumseh PS* or *John T. Tuck PS*.
- Tecumseh PS:** Split grade 8 cohort to *Nelson HS* or *Burlington Central HS*.