

Option 1b - John T Tuck PS becomes K - 6 school, redirection of John T. Tuck students, north of New St.

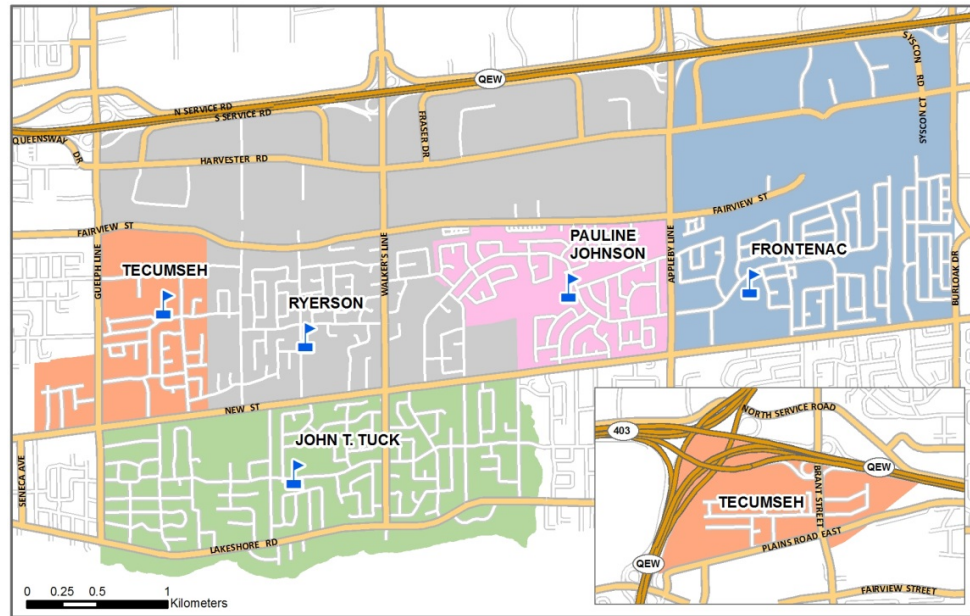
Scenario 1107

(Phased 2020 K-5 to Ryerson, 7 to Tecumseh and Frontenac with the exceptions)

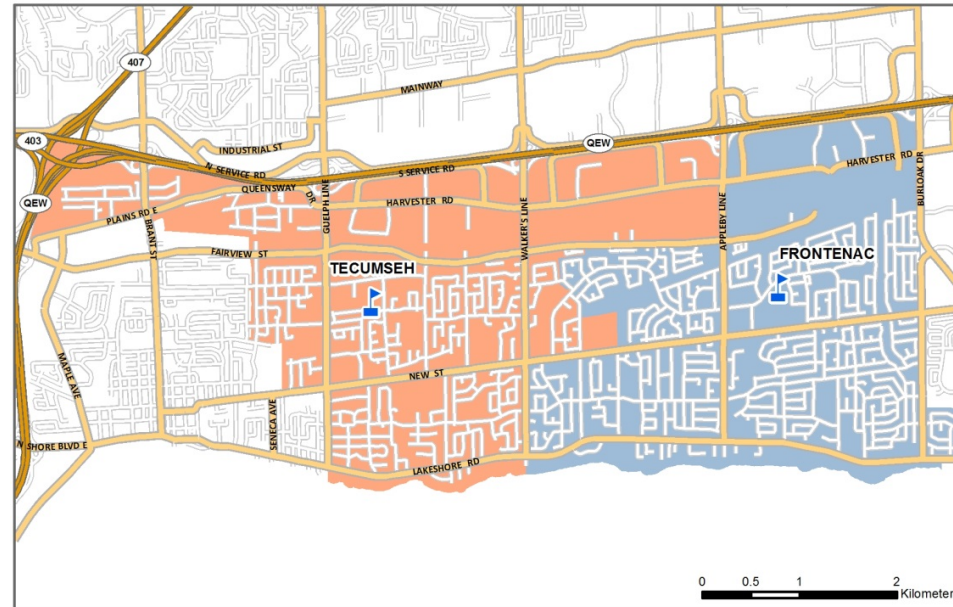
14-Feb-19



English Program Boundary Grades JK - 6



English Program Boundary Grades 7 - 8



It is the intention of the HDSB to provide up-to-date and accurate information, and reasonable efforts have been made by the HDSB to verify the information, however a degree of error or change is inherent. This information is distributed "as is" without warranty. HDSB assume no legal liability or responsibility for the accuracy, completeness, or usefulness of any information. If you require additional information please contact the Planning Department at 905-335-3663.

School	Program	OTG	Max. Port	Total Cap	2018	2019	2020	2021	2022	2023	2024	2025	2026	2027	2028	
Frontenac PS	ENG	757	5	872	526	557	600	659	668	673	681	657	662	664	664	
	SC-SPED				22	22	22	22	22	22	22	22	22	22	22	22
	Total				548	579	622	681	690	695	703	679	684	686	686	
	Available Pupil Places				209	178	135	76	67	62	54	78	73	71	71	
	Percent Utilization				72%	76%	82%	90%	91%	92%	93%	90%	90%	91%	91%	
John T. Tuck PS	ENG	541	12	817	753	766	574	419	406	386	377	373	373	354	350	
	Total				753	766	574	419	406	386	377	373	373	354	350	
	Available Pupil Places				-212	-225	-33	122	135	155	164	168	169	187	191	
	Percent Utilization				139%	142%	106%	77%	75%	71%	70%	69%	69%	65%	65%	
Pauline Johnson PS	ENG	242	6	380	280	281	287	281	283	273	274	271	270	273	264	
	Total				280	281	287	281	283	273	274	271	270	273	264	
	Shortage of Pupil Places				-38	-39	-45	-39	-41	-31	-32	-29	-28	-31	-22	
	Percent Utilization				116%	116%	118%	116%	117%	113%	113%	112%	112%	113%	109%	
Ryerson PS	ENG	541	6	679	172	175	255	274	278	284	285	298	297	292	287	
	SC-SPED				48	48	49	50	54	57	57	56	56	55	54	
	Total				220	223	303	324	332	341	342	354	353	346	341	
	Available / Shortage of Pupil Places				321	318	238	217	209	200	199	187	188	195	200	
	Percent Utilization				41%	41%	56%	60%	61%	63%	63%	65%	65%	64%	63%	
Tecumseh PS	ENG	462	7	623	243	240	320	413	400	375	381	364	353	380	388	
	SC-SPED				17	17	17	17	17	17	17	17	17	17	17	
	Total				260	257	337	430	417	392	398	381	370	397	405	
	Available Pupil Places				202	205	125	32	45	70	64	81	92	65	57	
	Percent Utilization				56%	56%	73%	93%	90%	85%	86%	83%	80%	86%	88%	
Study Total		2543	36	3371	2061	2106	2122	2135	2128	2086	2094	2058	2049	2056	2046	

Option 1b - Impacts Frontenac PS, John T. Tuck PS, Tecumseh PS, Ryerson PS - Effective Sept. 2020

John T. Tuck PS becomes a K-6 school, K-6 boundary shrinks. Frontenac PS and Tecumseh PS 7 & 8 boundary and Ryerson PS K-6 boundary expansions. Phased in starting with grade 7 in 2020, grade 8 in 2021.

Status Quo - No change to the boundary or projections for Pauline Johnson PS.

Frontenac PS (K-8): Grade 7 & 8 boundary expands to include Pauline Johnson PS. School enrolments are projected to increase to above 90% of OTG capacity. Available pupil places are expected to decrease to under 80 pupil places by 2021. Portables are not required.

John T. Tuck PS (K-6): K-6 boundary is reduced to south of New St. Students residing north of New St to be redirected to Ryerson PS. Grades 7 and 8 are directed to Frontenac PS or Tecumseh PS. School is expected to decline to below 70% by 2025. Available pupil places are expected to increase over 150 pupil places by 2023. Portables are not required.

Tecumseh PS (K-8): Grade 7 & 8 boundary expands to include Ryerson PS catchment. School enrolments are projected to increase to above 80% of OTG capacity. Available pupil places are expected to decrease to under 100 pupil places by 2021. Portables are not required.

Ryerson PS (K-6): The boundary expands to include the John T Tuck PS area north of New St. School enrolments are projected to increase above 60% of OTG capacity by 2021. Available pupils places are expected to decrease under 200 pupil places by 2024. Portables are not required.

Redirections

John T Tuck PS: Split grade 6 cohort to be directed to [Frontenac PS](#) or [Tecumseh PS](#).

Pauline Johnson PS: Unified grade 6 cohort to be directed to [Frontenac PS](#).

Ryerson PS: Unified grade 6 cohort to be directed to [Tecumseh PS](#).

Tecumseh PS: Split grade 8 cohort to [Nelson HS](#) or [Burlington Central HS](#).

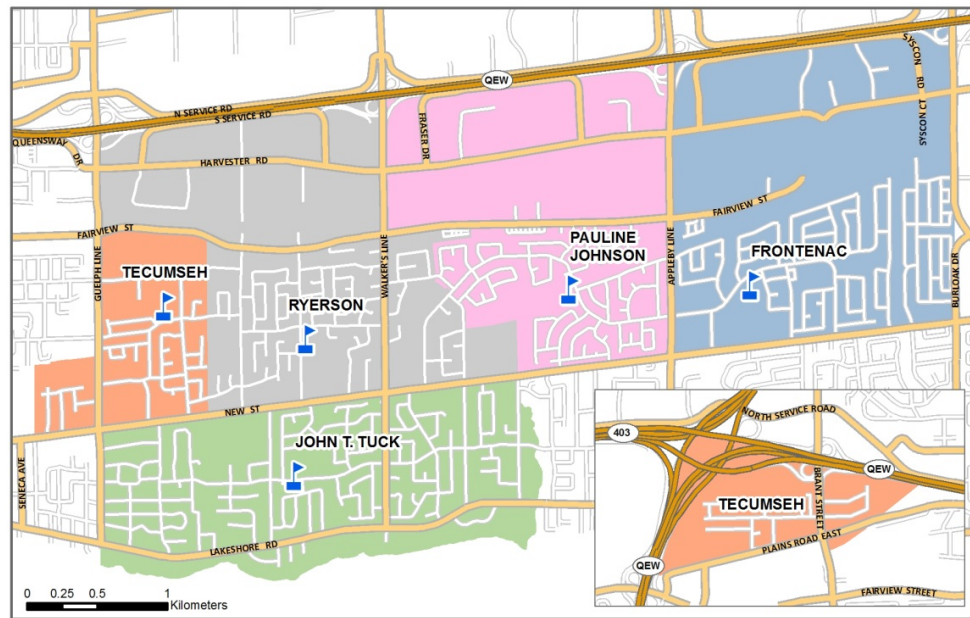
Option 4b - Redirection of John T. Tuck Students North of New St. (Phased)

Scenario 1100

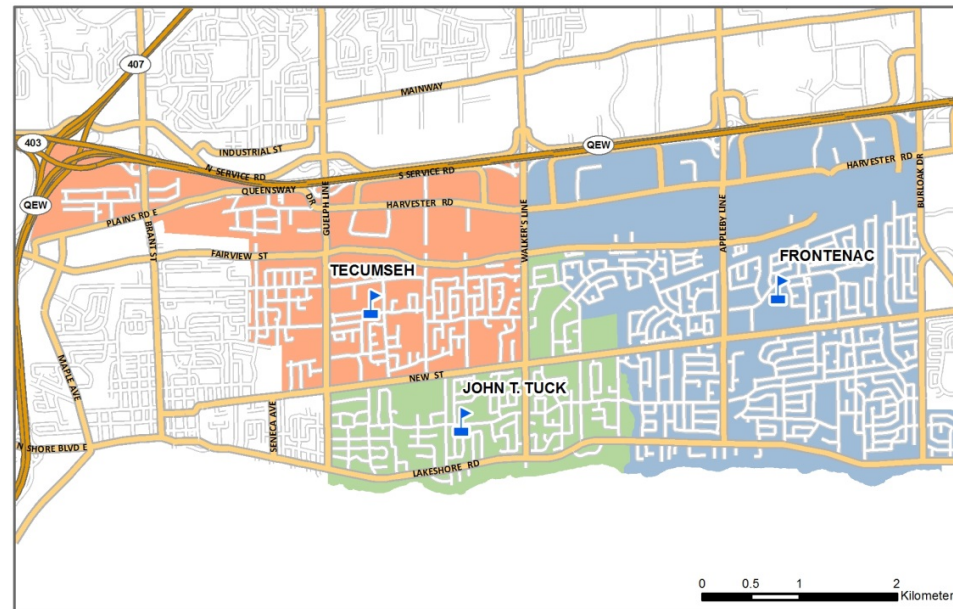
14-Feb-18



English Program Boundary Grades JK - 6



English Program Boundary Grades 7 - 8



It is the intention of the HDSB to provide up-to-date and accurate information, and reasonable efforts have been made by the HDSB to verify the information, however a degree of error or change is inherent. This information is distributed "as is" without warranty. HDSB assume no legal liability or responsibility for the accuracy, completeness, or usefulness of any information. If you require additional information please contact the Planning Department at 905-335-3663.

School	Program	OTG	Max. Port	Total Cap	2018	2019	2020	2021	2022	2023	2024	2025	2026	2027	2028	
Frontenac PS	ENG	757	5	872	526	557	572	592	604	619	630	614	622	617	617	
	SC-SPED				22	22	22	22	22	22	22	22	22	22	22	22
	Total				548	579	594	614	626	641	652	636	644	639	639	
	Available Pupil Places				209	178	163	143	131	116	105	121	113	118	119	
Percent Utilization				72%	76%	78%	81%	83%	85%	86%	84%	85%	84%	84%		
John T. Tuck PS	ENG	541	12	817	753	766	654	613	594	542	535	506	497	511	508	
	Total				753	766	654	613	594	542	535	506	497	511	508	
	Available Pupil Places				-212	-225	-113	-72	-53	-1	7	35	44	30	33	
Percent Utilization				139%	142%	121%	113%	110%	100%	99%	93%	92%	94%	94%		
Pauline Johnson PS	ENG	242	6	380	280	281	287	281	283	273	274	271	270	273	264	
	Total				280	281	287	281	283	273	274	271	270	273	264	
	Shortage of Pupil Places				-38	-39	-45	-39	-41	-31	-32	-29	-28	-31	-22	
Percent Utilization				116%	116%	118%	116%	117%	113%	113%	112%	111%	113%	109%		
Ryerson PS	ENG	541	6	679	172	175	255	274	278	284	285	298	297	292	287	
	SC-SPED				48	48	49	50	54	57	57	56	56	55	54	
	Total				220	223	303	324	332	341	342	354	352	346	341	
	Available / Shortage of Pupil Places				321	318	238	217	210	200	199	187	189	195	200	
Percent Utilization				41%	41%	56%	60%	61%	63%	63%	65%	65%	64%	63%		
Tecumseh PS	ENG	462	7	623	243	240	268	287	278	273	275	275	270	270	277	
	SC-SPED				17	17	17	17	17	17	17	17	17	17		
	Total				260	257	285	304	295	290	292	292	287	287	294	
	Available Pupil Places				202	205	177	158	168	172	170	170	175	175	168	
Percent Utilization				56%	56%	62%	66%	64%	63%	63%	63%	62%	62%	64%		
Study Total					2061	2106	2123	2136	2128	2086	2094	2058	2049	2056	2046	

Option 4b - Impacts John T. Tuck PS, Tecumseh PS, Frontenac PS, Ryerson PS - Effective Sept. 2020

Frontenac PS and Tecumseh PS 7 & 8 boundary expansion.
John T. Tuck PS K - 8 boundary shrinks. Phased in starting with grade 7 in 2020, grade 8 in 2021.
Ryerson PS K-5 expansion in 2020, K-6 expansion in 2021.

Status Quo - No change to the boundary or projections for Pauline Johnson PS.

John T. Tuck PS (K-8): K-8 boundary shrinks to south of New St. Students that reside north of New St will be directed to Ryerson PS (K-6), and John T. Tuck PS (7 & 8). The school is expected to be above 90% of OTG capacity. Available pupil places are expected to be under 50 pupil places by 2025. It is projected that portables will not be required past 2023.

Ryerson PS (K-6): The boundary expands to include the John T. Tuck PS area north of New St and east of Walker's Line. School enrolments are projected to increase to near 65% of OTG capacity. Available pupil places are expected to decrease to under 200 pupil places by 2024. Portables are not required. Ryerson PS will have a split grade 6 cohort to Tecumseh PS and John T. Tuck PS.

Tecumseh PS (K-8): Grade 7 & 8 boundary expands to include the Ryerson PS catchment west of Walker's line. School enrolments are projected to increase to near 65% of OTG capacity. Available pupil places are expected to remain above 100 pupil places. Portables are not required.

Frontenac PS (K-8): Grade 7 & 8 boundary expands to include the Pauline Johnson PS catchment. School enrolments are projected to increase to near 85% of OTG capacity. Available pupil places are expected to remain above 100 pupil places. Portables are not required.

Redirections

- Pauline Johnson PS:** Unified grade 6 cohort to be directed to *Frontenac PS*.
- Ryerson PS:** Grade 6 cohort to be directed to *Tecumseh PS* or *John T. Tuck PS*.
- Tecumseh PS:** Split grade 8 cohort to *Nelson HS* or *Burlington Central HS*.

Option 4c - Redirection of John T. Tuck Students North of New St.

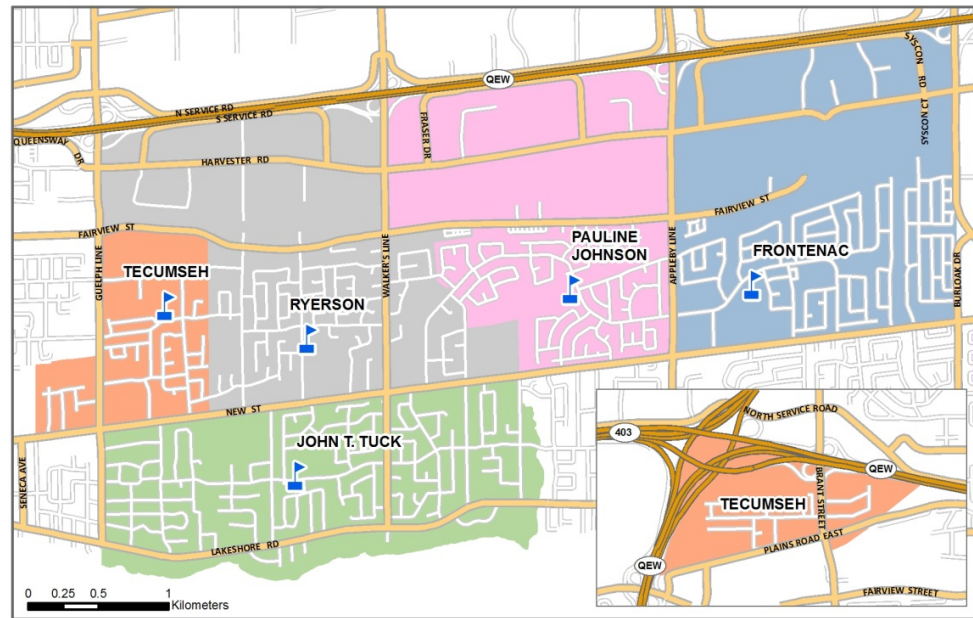
(Phased starting with JK)

Scenario 1100

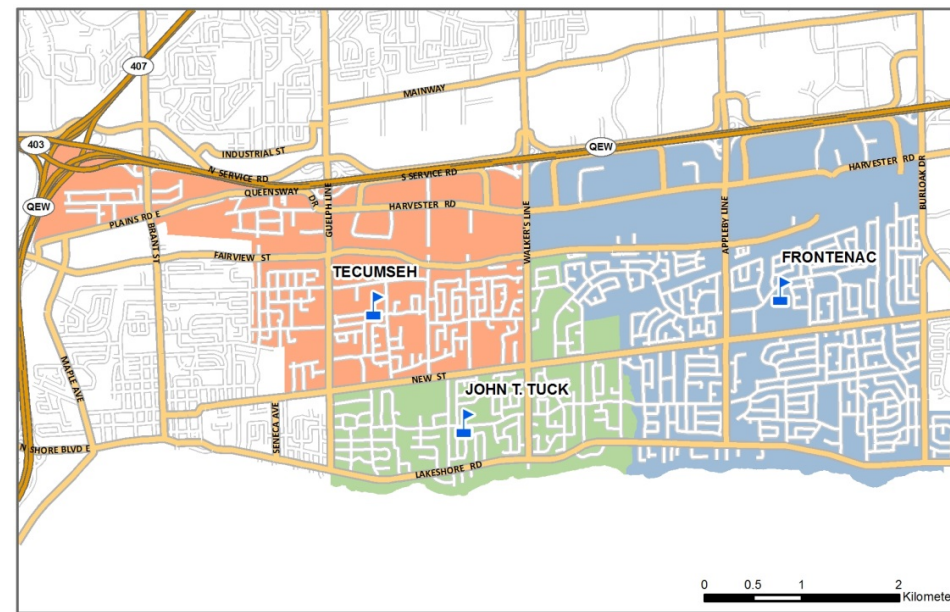
14-Feb-18



English Program Boundary Grades JK - 6



English Program Boundary Grades 7 - 8



It is the intention of the HDSB to provide up-to-date and accurate information, and reasonable efforts have been made by the HDSB to verify the information, however a degree of error or change is inherent. This information is distributed "as is" without warranty. HDSB assume no legal liability or responsibility for the accuracy, completeness, or usefulness of any information. If you require additional information please contact the Planning Department at 905-335-3663.

School	Program	OTG	Max. Port	Total Cap	2018	2019	2020	2021	2022	2023	2024	2025	2026	2027	2028
Frontenac PS	ENG	757	5	872	526	557	572	592	603	619	630	614	621	617	617
	SC-SPED				22	22	22	22	22	22	22	22	22	22	22
	Total				548	579	594	614	625	641	652	636	643	639	639
	Available Pupil Places				209	178	163	143	132	116	105	121	114	118	118
Percent Utilization					72%	76%	78%	81%	83%	85%	86%	84%	85%	84%	84%
John T. Tuck PS	ENG	541	12	817	753	766	723	684	658	602	580	545	520	511	508
	Total				753	766	723	684	658	602	580	545	520	511	508
	Available Pupil Places	-212	-225	-182	-143	-117	-61	-39	-4	21	30	33			
Percent Utilization					139%	142%	134%	126%	122%	111%	107%	101%	96%	94%	94%
Pauline Johnson PS	ENG	242	6	380	280	281	287	281	283	273	274	271	270	273	264
	Total				280	281	287	281	283	273	274	271	270	273	264
	Shortage of Pupil Places	-38	-39	-45	-39	-41	-31	-32	-29	-28	-31	-22			
Percent Utilization					116%	116%	118%	116%	117%	113%	113%	112%	112%	113%	109%
Ryerson PS	ENG	541	6	679	172	175	186	203	214	224	241	259	274	292	287
	SC-SPED				48	48	49	50	54	57	57	56	56	55	54
	Total	220	223	235	253	268	281	297	315	330	346	341			
	Available / Shortage of Pupil Places	321	318	306	288	273	260	244	226	211	195	200			
Percent Utilization					41%	41%	43%	47%	50%	52%	55%	58%	61%	64%	63%
Tecumseh PS	ENG	462	7	623	243	240	268	287	278	273	275	275	270	270	277
	SC-SPED				17	17	17	17	17	17	17	17	17	17	17
	Total	260	257	285	304	295	290	292	292	287	287	294			
	Available Pupil Places	202	205	177	158	167	172	171	170	175	175	168			
Percent Utilization					56%	56%	62%	66%	64%	63%	63%	63%	62%	64%	
Study Total					2061	2106	2123	2136	2128	2086	2094	2058	2049	2056	2046

Option 4c - Impacts John T. Tuck PS, Tecumseh PS, Frontenac PS, Ryerson PS - Effective Sept. 2020

Frontenac PS and Tecumseh PS 7 & 8 boundary expansion.
John T. Tuck PS K - 8 boundary shrinks. Phased in starting with grade JK in 2020.
Ryerson PS JK expansion in 2020.

Status Quo - No change to the boundary or projections for Pauline Johnson PS.

John T. Tuck PS (K-8): K-8 boundary shrinks to south of New St. Students that reside north of New St will be directed to Ryerson PS (K-6), and John T. Tuck PS (7 & 8). *(This area is phased out starting with JK.)* The school is expected to slowly decline to near 95% of OTG capacity by 2027. Available pupil places are expected to be under 50 pupil places by 2026. It is projected that portables will not be required past 2024.

Ryerson PS (K-6): The boundary expands to include the John T. Tuck PS area north of New St and east of Walker's Line. School enrolments are projected to increase to near 65% of OTG capacity by 2027. Available pupil places are expected to decrease to near 200 pupil places by 2027. Portables are not required. Ryerson PS will have a split grade 6 cohort to Tecumseh PS and John T. Tuck PS.

Tecumseh PS (K-8): Grade 7 & 8 boundary expands to include the Ryerson PS catchment west of Walker's line. School enrolments are projected to increase to near 65% of OTG capacity. Available pupil places are expected to remain above 100 pupil places. Portables are not required.

Frontenac PS (K-8): Grade 7 & 8 boundary expands to include the Pauline Johnson PS catchment. School enrolments are projected to increase to near 85% of OTG capacity. Available pupil places are expected to remain above 100 pupil places. Portables are not required.

Redirections

Pauline Johnson PS: Unified grade 6 cohort to be directed to *Frontenac PS*.

Ryerson PS: Grade 6 cohort to be directed to *Tecumseh PS* or *John T. Tuck PS*.

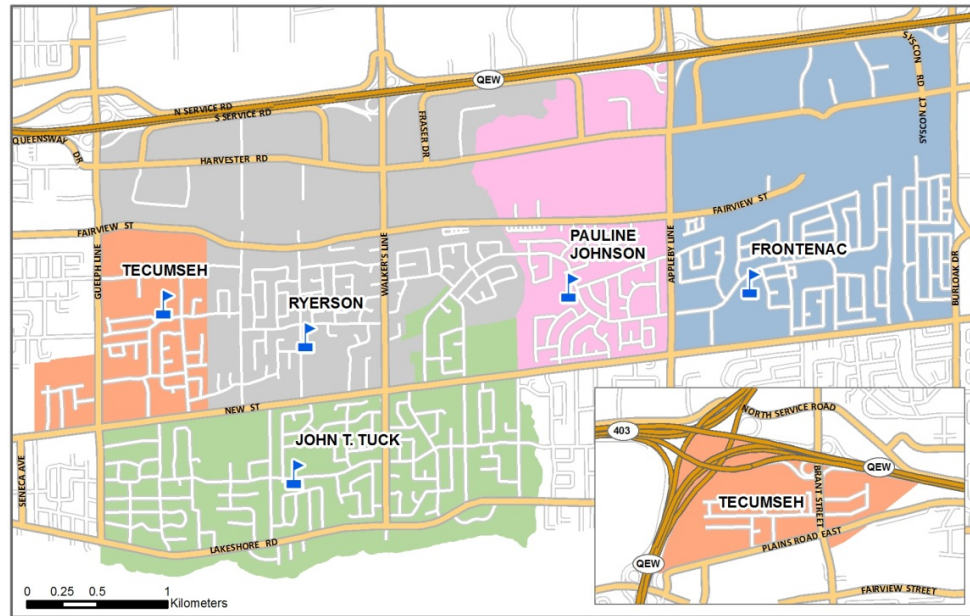
Option 5a - Redirection of Ryerson grade 6 and Pauline Johnson PS (Phased)

Scenario 1117

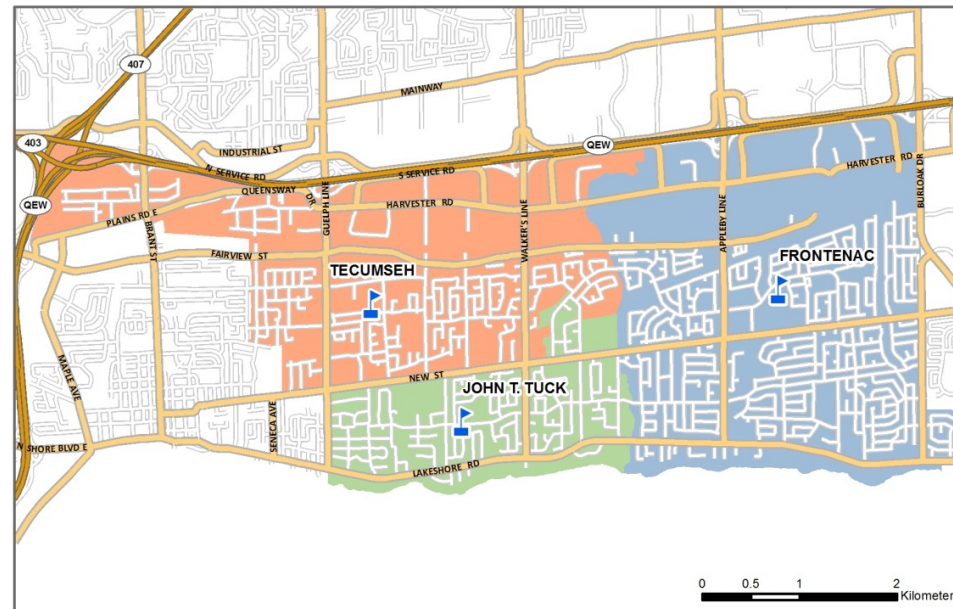
14-Feb-18



English Program Boundary Grades JK - 6



English Program Boundary Grades 7 - 8



It is the intention of the HDSB to provide up-to-date and accurate information, and reasonable efforts have been made by the HDSB to verify the information, however a degree of error or change is inherent. This information is distributed "as is" without warranty. HDSB assume no legal liability or responsibility for the accuracy, completeness, or usefulness of any information. If you require additional information please contact the Planning Department at 905-335-3663.

School	Program	OTG	Max. Port	Total Cap	2018	2019	2020	2021	2022	2023	2024	2025	2026	2027	2028	
Frontenac PS	ENG	757	5	872	526	557	564	573	585	601	612	597	604	601	600	
	SC-SPED				22	22	22	22	22	22	22	22	22	22	22	22
	Total				548	579	586	595	607	623	634	619	626	623	622	
	Available Pupil Places				209	178	171	162	150	134	123	138	131	134	135	
	Percent Utilization				72%	76%	77%	79%	80%	82%	84%	82%	83%	82%	82%	
John T. Tuck PS	ENG	541	12	817	753	766	734	710	698	654	650	637	629	637	632	
	Total				753	766	734	710	698	654	650	637	629	637	632	
	Available Pupil Places				-212	-225	-193	-169	-157	-113	-109	-96	-88	-96	-91	
	Percent Utilization				139%	142%	136%	131%	129%	121%	120%	118%	116%	118%	117%	
Pauline Johnson PS	ENG	242	6	380	280	281	259	251	252	249	248	248	248	250	242	
	Total				280	281	259	251	252	249	248	248	248	248	250	242
	Shortage of Pupil Places				-38	-39	-17	-9	-10	-7	-6	-6	-6	-8	0	
	Percent Utilization				116%	116%	107%	104%	104%	103%	103%	103%	102%	103%	100%	
Ryerson PS	ENG	541	6	679	172	175	200	201	196	183	187	186	185	187	183	
	SC-SPED				48	48	49	50	54	57	57	56	56	55	54	
	Total				220	223	249	251	250	239	244	242	241	242	237	
	Available / Shortage of Pupil Places				321	318	292	290	291	302	297	299	300	299	304	
	Percent Utilization				41%	41%	46%	46%	46%	44%	45%	45%	45%	45%	44%	
Tecumseh PS	ENG	462	7	623	243	240	277	311	304	302	301	294	288	287	295	
	SC-SPED				17	17	17	17	17	17	17	17	17	17	17	
	Total				260	257	294	328	321	319	318	311	305	304	312	
	Available Pupil Places				202	205	168	134	141	143	144	151	157	158	150	
	Percent Utilization				56%	56%	64%	71%	70%	69%	69%	67%	66%	66%	67%	
Study Total					2061	2106	2122	2136	2128	2085	2094	2058	2049	2055	2046	

Option 5a - Impacts John T. Tuck PS, Tecumseh PS, Pauline Johnson PS, Ryerson PS - Effective Sept. 2020

*Ryerson PS K-6 (phased) and Tecumseh PS 7 & 8 boundary expansion.
John T. Tuck PS K - 8 boundary shrinks. Phased in starting with grade 7 in 2020, grade 8 in 2021.
Pauline Johnson PS catchment shrinks in 2020.*

Status Quo - No change to the boundary or projections Frontenac PS

John T. Tuck PS (K-8): K-6 boundary remains unchanged. The current grade 7 & 8 catchment shrinks in size to match the K-6 catchment. The school is expected to be above OTG capacity. The shortage of pupil places is expected to decrease to under 100 pupil places by 2025. 4 to 9 portables will be required for the next ten years.

Ryerson PS (K-6): The boundary expands to include the Pauline Johnson PS area west of Shoreacres Creek. School enrolments are projected to remain under 50% of OTG capacity. Available pupil places are expected to remain above 300 available spaces. Portables are not required. Ryerson PS will have a unified grade 6 cohort.

Tecumseh PS (K-8): Grade 7 & 8 boundary expands to include the Ryerson PS. School enrolments are projected to increase to near 68% of OTG capacity. Available pupil places are expected to remain above 100 pupil places. Portables are not required.

Pauline Johnson PS (K-6): Students that reside west of Shoreacres Creek will be redirected to Ryerson PS. School enrolments are projected to decrease to near OTG capacity.

Redirections

Pauline Johnson PS: Unified grade 6 cohort to be directed to *Frontenac PS*.

Ryerson PS: Unified grade 6 cohort to be directed to *Tecumseh PS*.

Tecumseh PS: Split grade 8 cohort to *Nelson HS* or *Burlington Central HS*.

Option 5b - Redirection of Ryerson grade 6 and Pauline Johnson PS and John T. Tuck PS north of New St

(Phased)

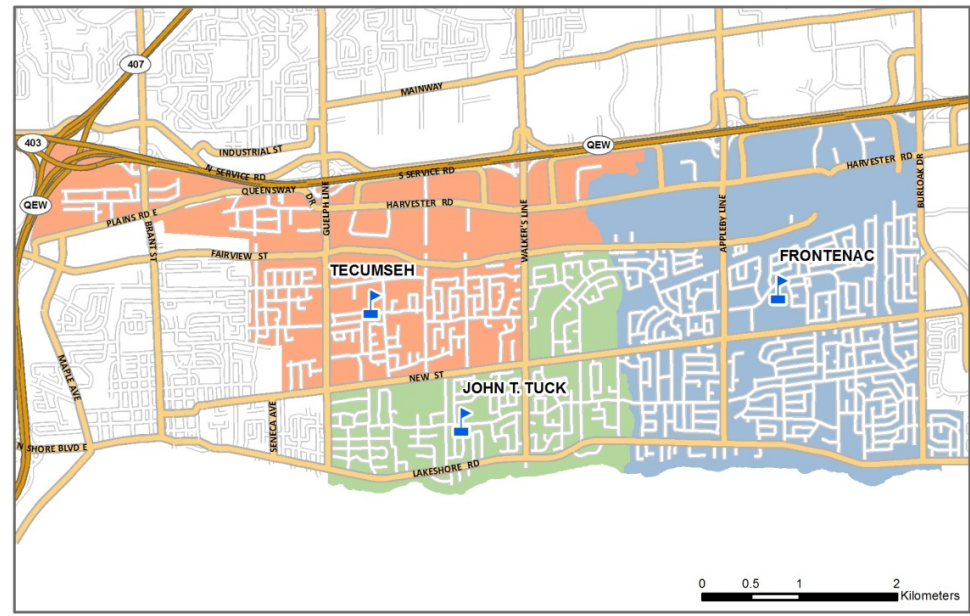
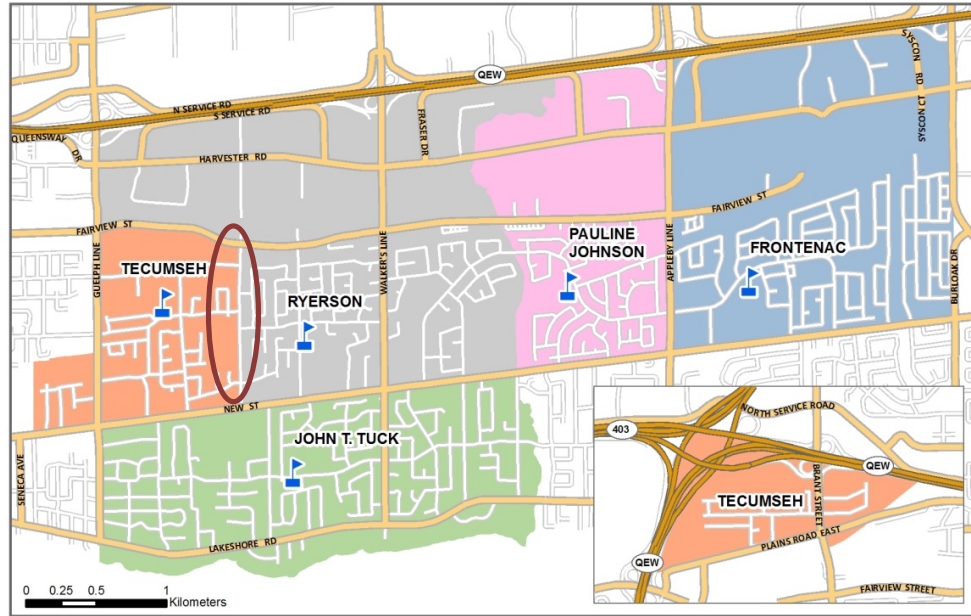
Scenario 1120

15-Feb-19



English Program Boundary Grades JK - 6

English Program Boundary Grades 7 - 8



It is the intention of the HDSB to provide up-to-date and accurate information, and reasonable efforts have been made by the HDSB to verify the information, however a degree of error or change is inherent. This information is distributed "as is" without warranty. HDSB assume no legal liability or responsibility for the accuracy, completeness, or usefulness of any information. If you require additional information please contact the Planning Department at 905-335-3663.

School	Program	OTG	Max. Port	Total Cap	2018	2019	2020	2021	2022	2023	2024	2025	2026	2027	2028	
Frontenac PS	ENG	757	5	872	526	557	564	573	585	601	612	597	604	601	600	
	SC-SPED				22	22	22	22	22	22	22	22	22	22	22	22
	Total				548	579	586	595	607	623	634	619	626	623	622	
	Available Pupil Places				209	178	172	163	150	135	124	139	131	134	135	
	Percent Utilization				72%	76%	77%	79%	80%	82%	84%	82%	83%	82%	82%	
John T. Tuck PS	ENG	541	12	817	753	766	662	632	612	560	553	522	514	527	526	
	Total				753	766	662	632	612	560	553	522	514	527	526	
	Available Pupil Places				-212	-225	-121	-91	-71	-19	-12	20	27	14	15	
Percent Utilization				139%	142%	122%	117%	113%	103%	102%	96%	95%	97%	97%		
Pauline Johnson PS	ENG	242	6	380	280	281	259	251	252	249	248	248	248	250	242	
	Total				280	281	259	251	252	249	248	248	248	248	250	242
	Shortage of Pupil Places				-38	-39	-17	-9	-10	-7	-6	-6	-6	-8	1	
Percent Utilization				116%	116%	107%	104%	104%	103%	102%	103%	102%	103%	100%		
Ryerson PS	ENG	541	6	679	172	175	276	298	303	300	305	315	314	309	304	
	SC-SPED				48	48	49	50	54	57	57	56	56	55	54	
	Total				220	223	324	347	357	357	361	371	369	363	358	
	Available / Shortage of Pupil Places				321	318	217	194	184	184	180	170	172	178	183	
	Percent Utilization				41%	41%	60%	64%	66%	66%	67%	69%	68%	67%	66%	
Tecumseh PS	ENG	462	7	623	243	240	275	295	285	282	282	282	276	276	283	
	SC-SPED				17	17	17	17	17	17	17	17	17	17	17	
	Total				260	257	292	312	302	299	299	299	293	293	300	
	Available Pupil Places				202	205	170	150	161	163	163	163	170	170	163	
	Percent Utilization				56%	56%	63%	67%	65%	65%	65%	65%	63%	63%	65%	
Study Total					2061	2106	2124	2136	2128	2086	2094	2058	2049	2055	2046	

Option 5b - Impacts John T. Tuck PS, Tecumseh PS, Pauline Johnson PS, Ryerson PS - Effective Sept. 2020

Ryerson PS K-6 (phased) and Tecumseh PS 7 & 8 boundary expansion.
John T. Tuck PS and Pauline Johnson PS K - 6 boundary shrinks. Phased in starting with grades K-5 in 2020

Status Quo - No change to the boundary or projections Frontenac PS

John T. Tuck PS (K-8): The K-6 catchment shrinks in size to south of New St. The K-8 boundary shrinks to east of Walker's Line, north of New St. The school is decline to be near OTG capacity. The available pupil places are expected to increase over 15 pupil places by 2025. Portables will not be required after 2025.

Ryerson PS (K-6): The boundary expands to include the Pauline Johnson PS area west of Shoreacres Creek and John T. Tuck area north of New St. The Ryerson area west of Cumberland Ave to be redirected Tecumseh PS for K-8. School enrolments are projected to increase near 67% of OTG capacity. Available pupil places are expected to remain above 200 available spaces. Portables are not required. Ryerson PS will have a split grade 6 cohort.

Tecumseh PS (K-8): Grade K - 8 boundary expands to include the Ryerson PS K-6 catchment west of Cumberland Ave, 7 & 8 boundary expands to Walker's Line. School enrolments are projected to increase to near 65% of OTG capacity. Available pupil places are expected to remain above 100 pupil places. Portables are not required.

Pauline Johnson PS (K-6): Students that reside west of Shoreacres Creek will be redirected to Ryerson PS. School enrolments are projected to decrease to near OTG capacity.

Redirections

- Pauline Johnson PS:** Unified grade 6 cohort to be directed to *Frontenac PS*.
- Ryerson PS:** Split grade 6 cohort to be directed to *Tecumseh PS* or *John T. Tuck PS*.
- Tecumseh PS:** Split grade 8 cohort to *Nelson HS* or *Burlington Central HS*.