

Option 3b - Redirection of John T. Tuck PS students north of New St.

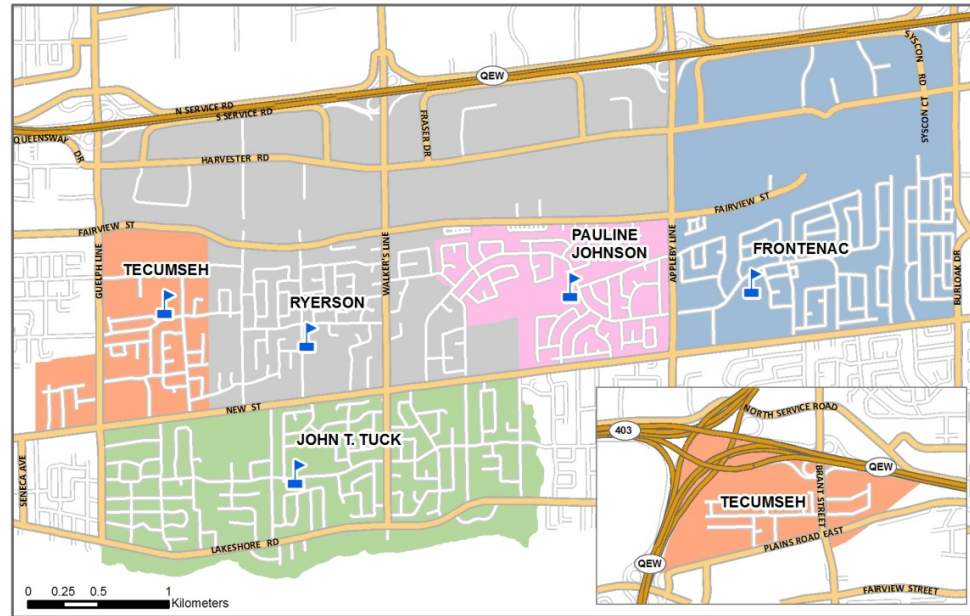
(Phased 2020 K-5 to Ryerson, 7 to Tecumseh and Frontenac with the exceptions)

Scenario 1100

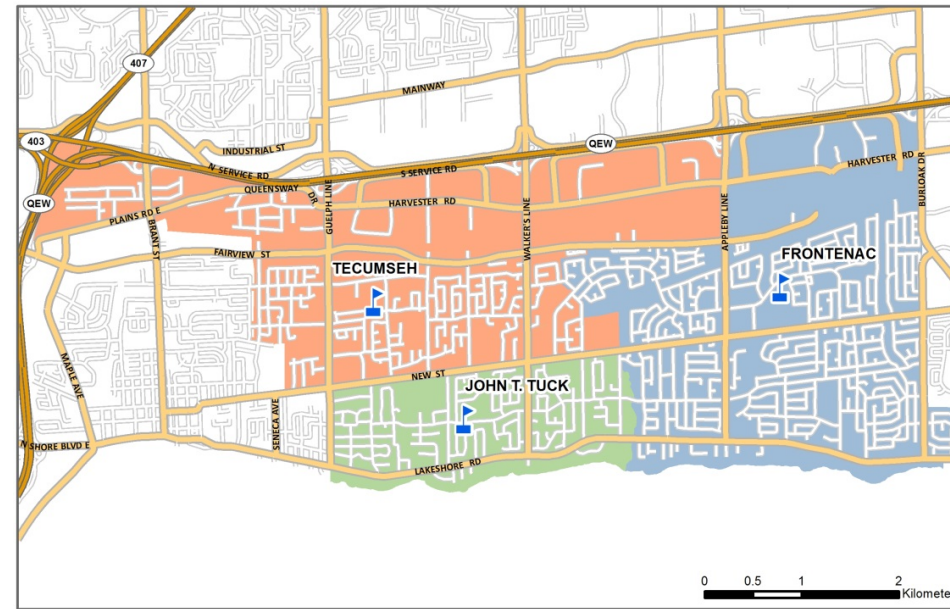
04-Feb-19



English Program Boundary Grades JK - 6



English Program Boundary Grades 7 - 8



It is the intention of the HDSB to provide up-to-date and accurate information, and reasonable efforts have been made by the HDSB to verify the information, however a degree of error or change is inherent. This information is distributed "as is" without warranty. HDSB assume no legal liability or responsibility for the accuracy, completeness, or usefulness of any information. If you require additional information please contact the Planning Department at 905-335-3663.

School	Program	OTG	Max. Port	Total Cap	2018	2019	2020	2021	2022	2023	2024	2025	2026	2027	2028		
Frontenac PS	ENG	757	5	872	526	557	572	592	604	619	630	614	622	617	617		
	SC-SPED				22	22	22	22	22	22	22	22	22	22	22	22	22
	Total				548	579	594	614	626	641	652	636	644	639	639	639	639
	Available Pupil Places				209	178	163	143	131	116	105	122	113	118	118		
Percent Utilization				72%	76%	78%	81%	83%	85%	86%	84%	85%	84%	84%			
John T. Tuck PS	ENG	541	12	817	753	766	652	607	579	518	502	479	471	468	465		
	Total				753	766	652	607	579	518	502	479	471	468	465		
	Available Pupil Places				-212	-225	-111	-66	-38	23	39	62	70	73	76		
	Percent Utilization				139%	142%	120%	112%	107%	96%	93%	89%	87%	86%	86%		
Pauline Johnson PS	ENG	242	6	380	280	281	287	281	283	273	274	271	270	273	264		
	Total				280	281	287	281	283	273	274	271	270	273	264		
	Shortage of Pupil Places				-38	-39	-45	-39	-41	-31	-32	-29	-28	-31	-22		
	Percent Utilization				116%	116%	118%	116%	117%	113%	113%	112%	112%	113%	109%		
Ryerson PS	ENG	541	6	679	172	175	255	274	278	284	285	298	297	292	287		
	SC-SPED				48	48	49	50	54	57	57	56	56	55	54		
	Total				220	223	303	324	332	341	342	354	353	346	341		
	Available / Shortage of Pupil Places				321	318	238	217	209	200	199	187	188	195	200		
Percent Utilization				41%	41%	56%	60%	61%	63%	63%	65%	65%	64%	63%			
Tecumseh PS	ENG	462	7	623	243	240	270	293	292	297	307	301	295	313	320		
	SC-SPED				17	17	17	17	17	17	17	17	17	17	17		
	Total				260	257	287	310	309	314	324	318	312	330	337		
	Available Pupil Places				202	205	175	152	153	148	138	144	150	132	125		
Percent Utilization				56%	56%	62%	67%	67%	68%	70%	69%	67%	71%	73%			
Study Total		2543	36	3371	2061	2106	2122	2135	2128	2086	2094	2058	2049	2056	2046		

Option 3b - Impacts Frontenac PS, John T. Tuck PS, Tecumseh PS, Ryerson PS - Effective Sept. 2020

Ryerson PS boundary expansion. Frontenac PS and Tecumseh PS 7 & 8 boundary expansion. John T. Tuck PS K - 8 boundary shrinks. Phased out starting with grades K-5, north of New St. Ryerson PS K-5 expansion in 2020, K-5 expansion in 2020, grade 6 added in 2021.

Status Quo - No change to the boundary or projections for Pauline Johnson PS.

Frontenac PS (K-8): Grade 7 & 8 boundary expands to include Pauline Johnson PS. School enrolments are projected to increase to near 85% of OTG capacity. Available pupil places are expected to remain above 100 places. Portables are not required.

John T. Tuck PS (K-8): K-8 boundary shrinks in size to include the catchments south of New St. Students that reside north of New St will be directed to Ryerson PS (K-6), Tecumseh PS or Frontenac PS (7 & 8). The school is expected to remain above 85% of OTG capacity. Available pupil places are expected to increase over 50 pupil places by 2025. Portables are not required.

Ryerson PS (K-6): The boundary expands to include the John T. Tuck PS area north of New St and east of Walker's Line. School enrolments are projected to increase to near 65% of OTG capacity. Available pupil places are expected to decrease to under 200 pupil places by 2024. Portables are not required.

Tecumseh PS (K-8): Grade 7 & 8 boundary expands to include the proposed Ryerson PS catchment expansion. School enrolments are projected to increase to near 70% of OTG capacity. Available pupil places are expected to remain above 100 pupil places. Portables are not required.

Redirections

Pauline Johnson PS: Unified grade 6 cohort to be directed to **Frontenac PS**.

Ryerson PS: Unified grade 6 cohort to be directed to **Tecumseh PS**.

Tecumseh PS: Split grade 8 cohort to **Nelson HS** or **Burlington Central HS**.

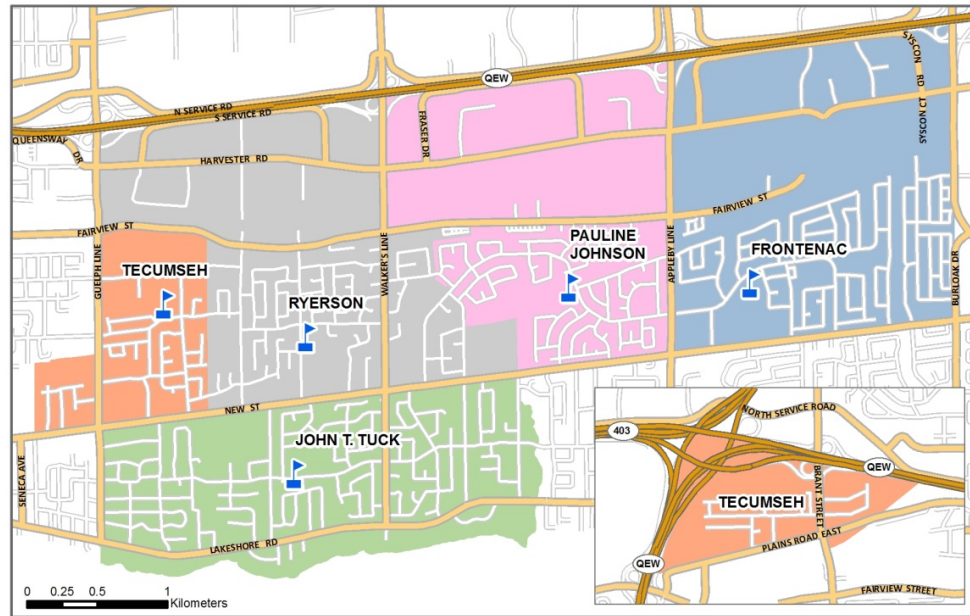
Option 4b - Redirection of John T. Tuck Students North of New St. (Phased)

Scenario 1100

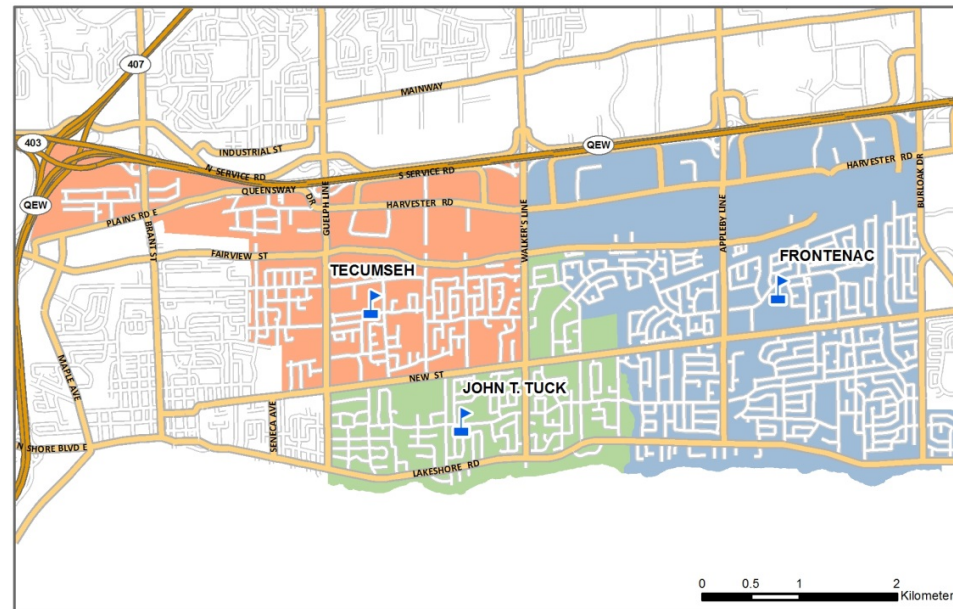
14-Feb-18



English Program Boundary Grades JK - 6



English Program Boundary Grades 7 - 8



It is the intention of the HDSB to provide up-to-date and accurate information, and reasonable efforts have been made by the HDSB to verify the information, however a degree of error or change is inherent. This information is distributed "as is" without warranty. HDSB assume no legal liability or responsibility for the accuracy, completeness, or usefulness of any information. If you require additional information please contact the Planning Department at 905-335-3663.

School	Program	OTG	Max. Port	Total Cap	2018	2019	2020	2021	2022	2023	2024	2025	2026	2027	2028		
Frontenac PS	ENG	757	5	872	526	557	572	592	604	619	630	614	622	617	617		
	SC-SPED				22	22	22	22	22	22	22	22	22	22	22	22	22
	Total				548	579	594	614	626	641	652	636	644	639	639	639	639
	Available Pupil Places					209	178	163	143	131	116	105	121	113	118	119	
	Percent Utilization					72%	76%	78%	81%	83%	85%	86%	84%	85%	84%	84%	
John T. Tuck PS	ENG	541	12	817	753	766	654	613	594	542	535	506	497	511	508		
	Total				753	766	654	613	594	542	535	506	497	511	508		
	Available Pupil Places					-212	-225	-113	-72	-53	-1	7	35	44	30	33	
	Percent Utilization					139%	142%	121%	113%	110%	100%	99%	93%	92%	94%	94%	
Pauline Johnson PS	ENG	242	6	380	280	281	287	281	283	273	274	271	270	273	264		
	Total				280	281	287	281	283	273	274	271	270	273	264		
	Shortage of Pupil Places					-38	-39	-45	-39	-41	-31	-32	-29	-28	-31	-22	
	Percent Utilization					116%	116%	118%	116%	117%	113%	113%	112%	111%	113%	109%	
Ryerson PS	ENG	541	6	679	172	175	255	274	278	284	285	298	297	292	287		
	SC-SPED				48	48	49	50	54	57	57	56	56	55	54		
	Total				220	223	303	324	332	341	342	354	352	346	341		
	Available / Shortage of Pupil Places					321	318	238	217	210	200	199	187	189	195	200	
	Percent Utilization					41%	41%	56%	60%	61%	63%	63%	65%	65%	64%	63%	
Tecumseh PS	ENG	462	7	623	243	240	268	287	278	273	275	275	270	270	277		
	SC-SPED				17	17	17	17	17	17	17	17	17	17	17		
	Total				260	257	285	304	295	290	292	292	287	287	294		
	Available Pupil Places					202	205	177	158	168	172	170	170	175	175	168	
	Percent Utilization					56%	56%	62%	66%	64%	63%	63%	63%	62%	62%	64%	
Study Total					2061	2106	2123	2136	2128	2086	2094	2058	2049	2056	2046		

Option 4b - Impacts John T. Tuck PS, Tecumseh PS, Frontenac PS, Ryerson PS - Effective Sept. 2020

Frontenac PS and Tecumseh PS 7 & 8 boundary expansion.
John T. Tuck PS K - 8 boundary shrinks. Phased in starting with grade 7 in 2020, grade 8 in 2021.
Ryerson PS K-5 expansion in 2020, K-6 expansion in 2021.

Status Quo - No change to the boundary or projections for Pauline Johnson PS.

John T. Tuck PS (K-8): K-8 boundary shrinks to south of New St. Students that reside north of New St will be directed to Ryerson PS (K-6), and John T. Tuck PS (7 & 8). The school is expected to be above 90% of OTG capacity. Available pupil places are expected to be under 50 pupil places by 2025. It is projected that portables will not be required past 2023.

Ryerson PS (K-6): The boundary expands to include the John T. Tuck PS area north of New St and east of Walker's Line. School enrolments are projected to increase to near 65% of OTG capacity. Available pupil places are expected to decrease to under 200 pupil places by 2024. Portables are not required. Ryerson PS will have a split grade 6 cohort to Tecumseh PS and John T. Tuck PS.

Tecumseh PS (K-8): Grade 7 & 8 boundary expands to include the Ryerson PS catchment west of Walker's line. School enrolments are projected to increase to near 65% of OTG capacity. Available pupil places are expected to remain above 100 pupil places. Portables are not required.

Frontenac PS (K-8): Grade 7 & 8 boundary expands to include the Pauline Johnson PS catchment. School enrolments are projected to increase to near 85% of OTG capacity. Available pupil places are expected to remain above 100 pupil places. Portables are not required.

Redirections

- Pauline Johnson PS:** Unified grade 6 cohort to be directed to *Frontenac PS*.
- Ryerson PS:** Grade 6 cohort to be directed to *Tecumseh PS* or *John T. Tuck PS*.
- Tecumseh PS:** Split grade 8 cohort to *Nelson HS* or *Burlington Central HS*.

Option 4d - Redirection of John T. Tuck Students North of New St.

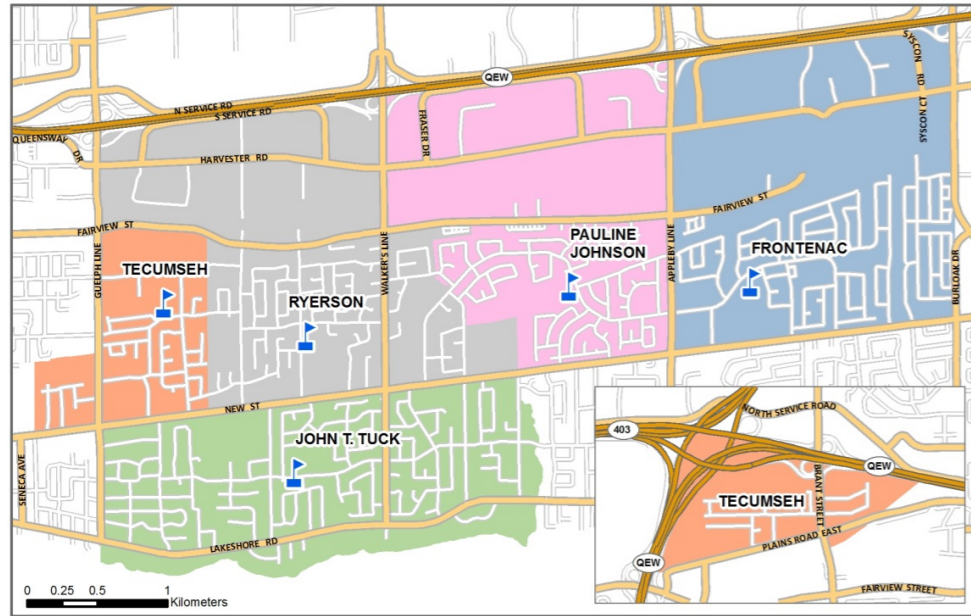
(Phased starting with JK-Gr 1)

Scenario 1100

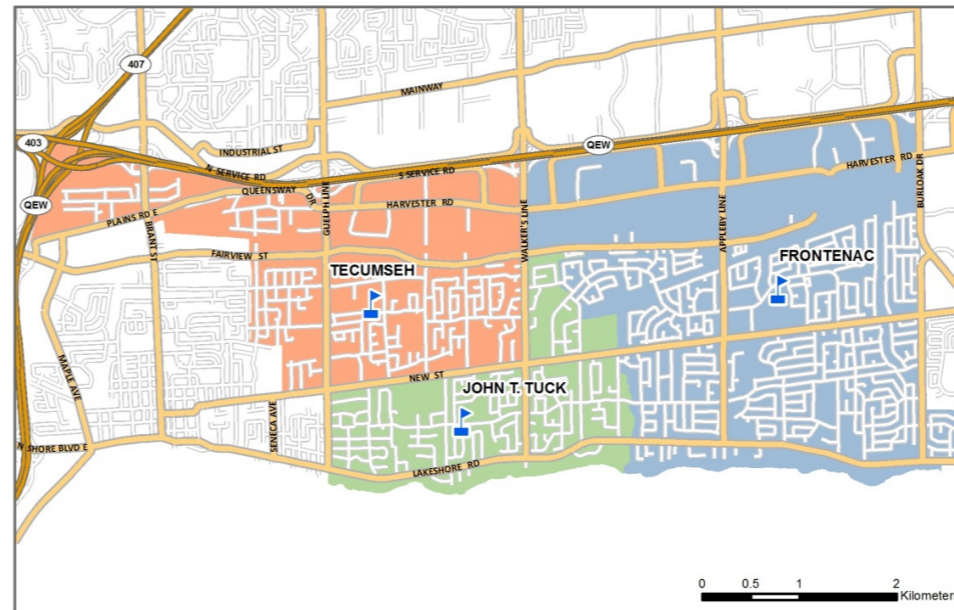
21-Feb-19



English Program Boundary Grades JK - 6



English Program Boundary Grades 7 - 8



It is the intention of the HDSB to provide up-to-date and accurate information, and reasonable efforts have been made by the HDSB to verify the information, however a degree of error or change is inherent. This information is distributed "as is" without warranty. HDSB assume no legal liability or responsibility for the accuracy, completeness, or usefulness of any information. If you require additional information please contact the Planning Department at 905-335-3663.

School	Program	OTG	Max. Port	Total Cap	2018	2019	2020	2021	2022	2023	2024	2025	2026	2027	2028	
Frontenac PS	ENG	757	5	872	526	557	572	592	603	619	630	614	621	617	617	
	SC-SPED				22	22	22	22	22	22	22	22	22	22	22	22
	Total				548	579	594	614	625	641	652	636	643	639	639	
	Available Pupil Places					209	178	163	143	132	116	105	121	114	118	
Percent Utilization					72%	76%	78%	81%	83%	85%	86%	84%	85%	84%	84%	
John T. Tuck PS	ENG	541	12	817	753	766	685	646	622	564	540	506	497	511	508	
	Total				753	766	685	646	622	564	540	506	497	511	508	
	Available Pupil Places					-212	-225	-144	-105	-81	-23	1	35	44	30	33
Percent Utilization					139%	142%	127%	119%	115%	104%	100%	93%	92%	94%	94%	
Pauline Johnson PS	ENG	242	6	380	280	281	287	281	283	273	274	271	270	273	264	
	Total				280	281	287	281	283	273	274	271	270	273	264	
	Shortage of Pupil Places					-38	-39	-45	-39	-41	-31	-32	-29	-28	-31	-22
Percent Utilization					116%	116%	118%	116%	117%	113%	113%	112%	112%	113%	109%	
Ryerson PS	ENG	541	6	679	172	175	223	241	250	261	280	298	297	292	287	
	SC-SPED				48	48	49	50	54	57	57	56	56	55	54	
	Total				220	223	272	291	304	318	337	354	353	346	341	
	Available / Shortage of Pupil Places					321	318	269	250	237	223	204	187	188	195	200
Percent Utilization					41%	41%	50%	54%	56%	59%	62%	65%	65%	64%	63%	
Tecumseh PS	ENG	462	7	623	243	240	268	287	278	273	275	275	270	270	277	
	SC-SPED				17	17	17	17	17	17	17	17	17	17	17	
	Total				260	257	285	304	295	290	292	292	287	287	294	
	Available Pupil Places					202	205	177	158	167	172	170	170	175	176	168
Percent Utilization					56%	56%	62%	66%	64%	63%	63%	63%	62%	62%	64%	
Study Total					2061	2106	2122	2135	2128	2086	2094	2058	2049	2055	2046	

Option 4d - Impacts John T. Tuck PS, Tecumseh PS, Frontenac PS, Ryerson PS - Effective Sept. 2020

Frontenac PS and Tecumseh PS 7 & 8 boundary expansion.
John T. Tuck PS K - 8 boundary shrinks. Phased in starting with grade JK-Gr 1 in 2020.
Ryerson PS JK expansion in 2020.

Status Quo - No change to the boundary or projections for Pauline Johnson PS.

John T. Tuck PS (K-8): K-8 boundary shrinks to south of New St. Students that reside north of New St will be directed to Ryerson PS (K-6) boundary shrinks to south of New St., and John T. Tuck PS (7 & 8). *(This area is phased out starting with JK-Gr 1.)* The school is expected slowly decline to near 95% of OTG capacity by 2027. Available pupil places are expected to be under 50 pupil places by 2026. It is projected that portables will not be required past 2024.

Ryerson PS (K-6): The boundary expands to include the John T. Tuck PS area north of New St and east of Walker's Line. School enrolments are projected to increase to near 65% of OTG capacity by 2027. Available pupil places are expected to decrease to near 200 pupil places by 2027. Portables are not required. Ryerson PS will have a split grade 6 cohort to Tecumseh PS and John T. Tuck PS.

Tecumseh PS (K-8): Grade 7 & 8 boundary expands to include the Ryerson PS catchment west of Walker's line. School enrolments are projected to increase to near 65% of OTG capacity. Available pupil places are expected to remain above 100 pupil places. Portables are not required.

Frontenac PS (K-8): Grade 7 & 8 boundary expands to include the Pauline Johnson PS catchment. School enrolments are projected to increase to near 85% of OTG capacity. Available pupil places are expected to remain above 100 pupil places. Portables are not required

Redirections

- Pauline Johnson PS:** Unified grade 6 cohort to be directed to *Frontenac PS*.
- Ryerson PS:** Grade 6 cohort to be directed to *Tecumseh PS* or *John T. Tuck PS*.
- Tecumseh PS:** Split grade 8 cohort to *Nelson HS* or *Burlington Central HS*.

Option 8 - Redirection of John T. Tuck Students North of New St. (K-6) and Tecumseh (K-6) Students West of Cumberland Ave.

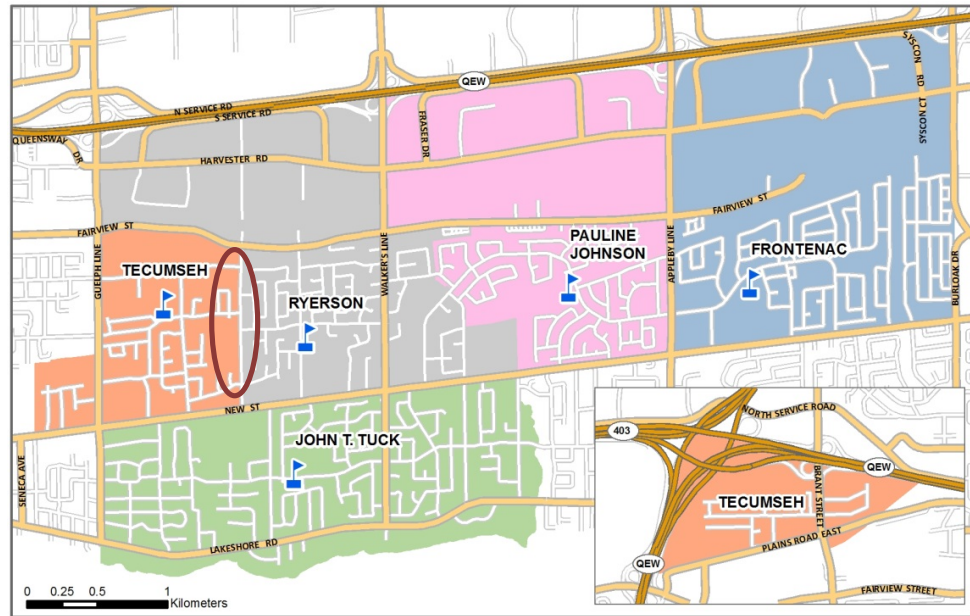
Scenario 1144

(Phased)

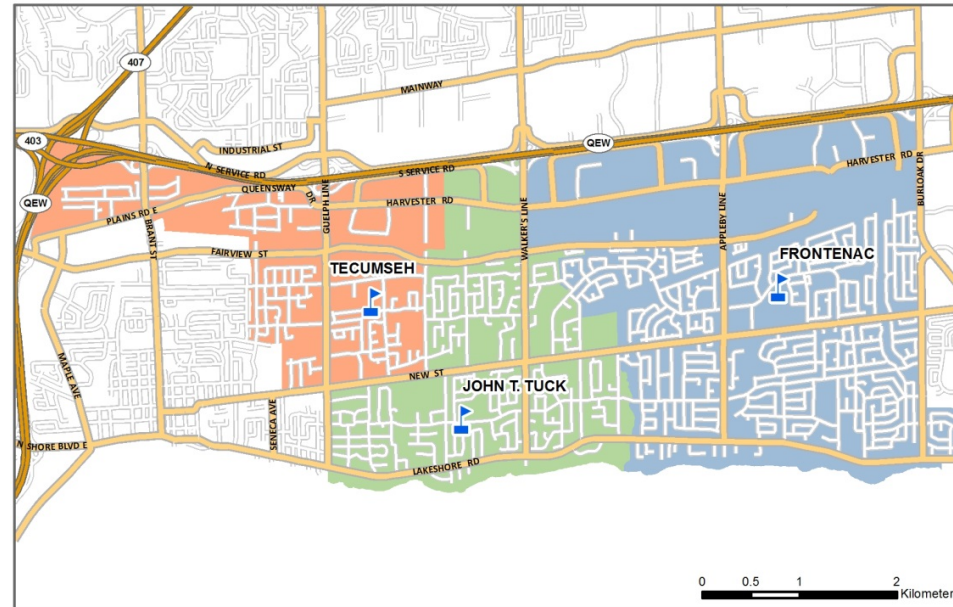
04-Apr-19



English Program Boundary Grades JK - 6



English Program Boundary Grades 7 - 8



It is the intention of the HDSB to provide up-to-date and accurate information, and reasonable efforts have been made by the HDSB to verify the information, however a degree of error or change is inherent. This information is distributed "as is" without warranty. HDSB assume no legal liability or responsibility for the accuracy, completeness, or usefulness of any information. If you require additional information please contact the Planning Department at 905-335-3663.

School	Program	OTG	Max. Port	Total Cap	2018	2019	2020	2021	2022	2023	2024	2025	2026	2027	2028		
Frontenac PS	ENG	757	5	872	526	557	572	592	604	619	630	614	621	617	617		
	SC-SPED				22	22	22	22	22	22	22	22	22	22	22	22	22
	Total				548	579	594	614	626	641	652	636	643	639	639	639	
	Available Pupil Places				209	178	163	143	132	116	105	121	114	118	118		
	Percent Utilization				72%	76%	78%	81%	83%	85%	86%	84%	85%	84%	84%		
John T. Tuck PS	ENG	541	12	817	753	766	673	645	623	567	556	527	521	537	536		
	Total				753	766	673	645	623	567	556	527	521	537	536		
	Available Pupil Places				-212	-225	-132	-104	-82	-26	-15	15	20	4	5		
Percent Utilization				139%	142%	124%	119%	115%	105%	103%	97%	96%	99%	99%			
Pauline Johnson PS	ENG	242	6	380	280	281	287	281	283	273	274	271	270	273	264		
	Total				280	281	287	281	283	273	274	271	270	273	264		
	Shortage of Pupil Places				-38	-39	-45	-39	-41	-31	-32	-29	-28	-31	-22		
Percent Utilization				116%	116%	118%	116%	117%	113%	113%	112%	112%	113%	109%			
Ryerson PS	ENG	541	6	679	172	175	245	267	270	276	279	292	291	286	282		
	SC-SPED				48	48	49	50	54	57	57	56	56	55	54		
	Total				220	223	294	316	324	333	336	348	347	341	336		
	Available / Shortage of Pupil Places				321	318	247	225	217	208	205	193	194	200	205		
	Percent Utilization				41%	41%	54%	58%	60%	62%	62%	64%	64%	63%	62%		
Tecumseh PS	ENG	462	7	623	243	240	259	263	257	254	261	260	250	249	253		
	SC-SPED				17	17	17	17	17	17	17	17	17	17	17		
	Total				260	257	276	280	274	271	278	277	267	266	270		
	Available Pupil Places				202	205	186	182	188	191	184	185	195	196	192		
	Percent Utilization				56%	56%	60%	61%	59%	59%	60%	60%	58%	58%	58%		
Study Total					2061	2106	2123	2136	2128	2086	2094	2058	2049	2056	2046		

Option 8 - Impacts John T. Tuck PS, Tecumseh PS, Frontenac PS, Ryerson PS - Effective Sept. 2020

Frontenac PS 7 & 8 boundary expansion, Tecumseh PS K to 6 boundary expansion.
John T. Tuck PS K - 8 boundary shrinks. Phased out starting with grades K-5 in 2020, north of New St
Ryerson PS K-5 expansion in 2020, K-6 expansion in 2021.

Status Quo - No change to the boundary or projections for Pauline Johnson PS.

John T. Tuck PS (K-8): K-8 boundary shrinks to south of New St. Students that reside north of New St will be directed to Ryerson PS (K-6), and John T. Tuck PS (7 & 8). The school is expected near OTG capacity by 2028. There is an expected shortage of pupil places until 2025. It is projected that portables will not be required past 2024.

Ryerson PS (K-6): The boundary expands to include the John T. Tuck PS area north of New St and east of Walker's Line. K-6 boundary west of Cumberland Ave is redirected to Tecumseh PS. School enrolments are projected to increase near 63% of OTG capacity. Available pupil places are expected to decrease to near 200 pupil places by 2024. Ryerson PS will have a unified grade 6 cohort to John T. Tuck PS. Portables are not required.

Tecumseh PS (K-8): The K-6 boundary expands to include the Ryerson area west of Cumberland Dr for grade K-6. There are no changes to the grade 7 & 8 boundary. School enrolments are projected to remain near 60% of OTG capacity. Available pupil places are expected to remain near 200 pupil places. Portables are not required.

Frontenac PS (K-8): Grade 7 & 8 boundary expands to include the Pauline Johnson PS catchment. School enrolments are projected to increase to near 85% of OTG capacity. Available pupil places are expected to remain above 100 pupil places. Portables are not required.

Redirections

Pauline Johnson PS: Unified grade 6 cohort to be directed to **Frontenac PS**.

Ryerson PS: Unified grade 6 cohort to **John T. Tuck PS**.