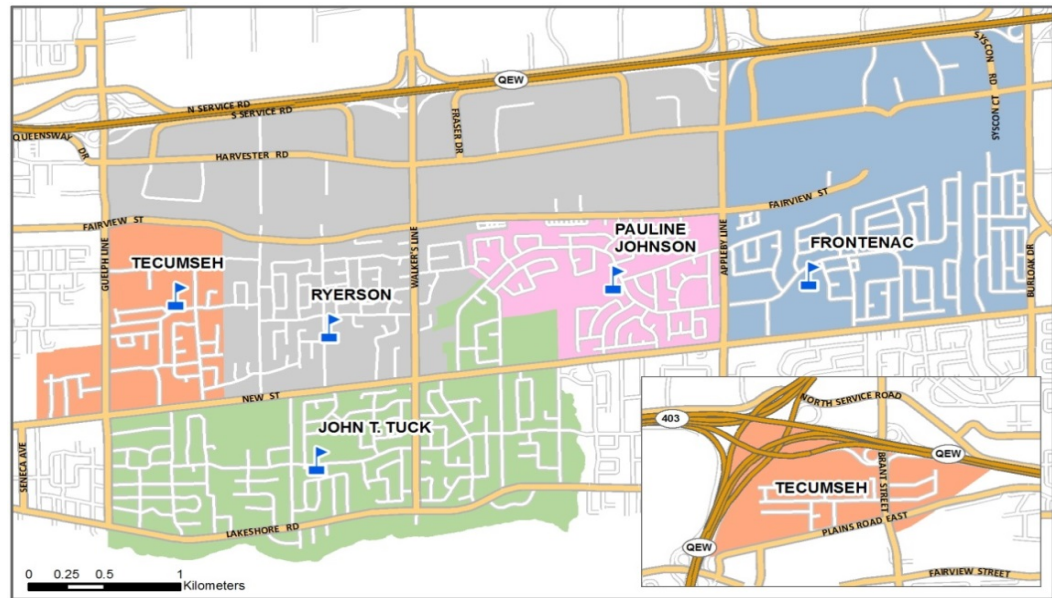


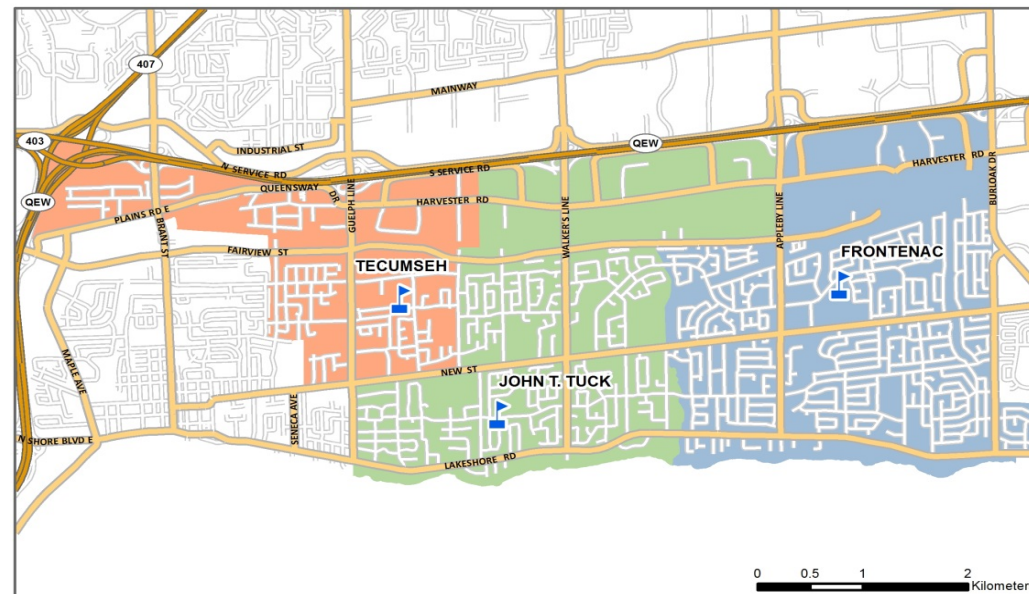
Current LTAP



English Program Boundary Grades JK - 6



English Program Boundary Grades 7 - 8



It is the intention of the HDSB to provide up-to-date and accurate information, and reasonable efforts have been made by the HDSB to verify the information, however a degree of error or change is inherent. This information is distributed "as is" without warranty. HDSB assume no legal liability or responsibility for the accuracy, completeness, or usefulness of any information. If you require additional information please contact the Planning Department at 905-335-3663.

| School | Program | OTG | Max. Port | Total Cap | 2018 | 2019 | 2020 | 2021 | 2022 | 2023 | 2024 | 2025 | 2026 | 2027 | 2028 |
|--------------------|---|-------------|-----------|-------------|-------------|-------------|-------------|-------------|-------------|-------------|-------------|-------------|-------------|-------------|-------------|
| Frontenac PS | ENG | 757 | 5 | 872 | 526 | 557 | 564 | 573 | 585 | 601 | 612 | 597 | 604 | 601 | 600 |
| | SC-SPED | | | | 22 | 22 | 22 | 22 | 22 | 22 | 22 | 22 | 22 | 22 | 22 |
| | Total | | | | 548 | 579 | 586 | 595 | 607 | 623 | 634 | 619 | 626 | 623 | 622 |
| | Available Pupil Places | | | | 209 | 178 | 172 | 162 | 150 | 135 | 123 | 138 | 131 | 134 | 135 |
| | Percent Utilization | | | | 72% | 76% | 77% | 79% | 80% | 82% | 84% | 82% | 83% | 82% | 82% |
| John T. Tuck PS | ENG | 541 | 12 | 817 | 753 | 766 | 763 | 767 | 754 | 709 | 696 | 677 | 672 | 679 | 678 |
| | Total | | | | 753 | 766 | 763 | 767 | 754 | 709 | 696 | 677 | 672 | 679 | 678 |
| | Available Pupil Places | | | | -212 | -225 | -222 | -226 | -213 | -168 | -155 | -136 | -131 | -138 | -137 |
| | Percent Utilization | | | | 139% | 142% | 141% | 142% | 139% | 131% | 129% | 125% | 124% | 125% | 125% |
| Pauline Johnson PS | ENG | 242 | 6 | 380 | 280 | 281 | 287 | 281 | 283 | 273 | 274 | 271 | 270 | 273 | 264 |
| | Total | | | | 280 | 281 | 287 | 281 | 283 | 273 | 274 | 271 | 270 | 273 | 264 |
| | Shortage of Pupil Places | | | | -38 | -39 | -45 | -39 | -41 | -31 | -32 | -29 | -28 | -31 | -22 |
| | Percent Utilization | | | | 116% | 116% | 118% | 116% | 117% | 113% | 113% | 112% | 112% | 113% | 109% |
| Ryerson PS | ENG | 541 | 6 | 679 | 172 | 175 | 173 | 171 | 165 | 159 | 162 | 164 | 163 | 164 | 161 |
| | SC-SPED | | | | 48 | 48 | 49 | 50 | 54 | 57 | 57 | 56 | 56 | 55 | 54 |
| | Total | | | | 220 | 223 | 221 | 221 | 219 | 216 | 219 | 220 | 219 | 219 | 219 |
| | Available / Shortage of Pupil Places | | | | 321 | 318 | 320 | 320 | 323 | 325 | 323 | 321 | 323 | 322 | 326 |
| | Percent Utilization | | | | 41% | 41% | 41% | 41% | 40% | 40% | 40% | 41% | 40% | 40% | 40% |
| Tecumseh PS | ENG | 462 | 7 | 623 | 243 | 240 | 249 | 254 | 249 | 248 | 255 | 254 | 245 | 244 | 249 |
| | SC-SPED | | | | 17 | 17 | 17 | 17 | 17 | 17 | 17 | 17 | 17 | 17 | 17 |
| | Total | | | | 260 | 257 | 266 | 271 | 266 | 265 | 272 | 271 | 262 | 261 | 266 |
| | Available Pupil Places | | | | 202 | 205 | 196 | 191 | 196 | 197 | 190 | 191 | 200 | 201 | 196 |
| | Percent Utilization | | | | 56% | 56% | 58% | 59% | 57% | 57% | 59% | 59% | 57% | 57% | 58% |
| Study Total | | 2543 | 36 | 3371 | 2061 | 2106 | 2122 | 2135 | 2128 | 2086 | 2094 | 2058 | 2049 | 2055 | 2046 |

Proposed LTAP Projections

Notes:

The implementation of the Program Viability Committee recommendation, grade 2 FI entry commenced September 2018/19 school year. FI projections are based on 2017/2018 progression rates. FI students attend Pineland PS. Frontenac PS may participate in a boundary review in 2019 that will focus on redirecting an area east of Burloak Dr. Frontenac PS OTG may change based on the addition of a daycare. *Grade 8 students at Frontenac PS, John T. Tuck PS, are directed to Nelson HS. Grade 8 students from Tecumseh PS are directed to Burlington Central HS.*

Frontenac PS (Grades K-8): Over the last several years enrolments have been increasing as a result of a boundary review which expanded Frontenac's catchment. Projections indicate enrolments peak in 2024 at 634 students and stabilize. There are two SPED classes. Five development applications which totaling 1252 units to have a minor impact on projections. The majority of units are high density. Two of the development application impact grades K-6. Portables are not required at the school. *Feeder schools: Mohawk Gardens PS, Pauline Johnson PS.*

John T Tuck PS (Grades K-8): Enrolments had steadily increased since 2008 at 575 students and peaked in 2017 with 771 students. Projections indicate enrolments will decline after 2021 but remain over OTG capacity. Currently, there is a shortage of 212 pupil places. There is 1 development application, with minimum impact on enrolments in grade 7 & 8. Currently, there are 9 portables on site. By 2028, 5-6 portables are projected to be required. *Feeder schools: Pauline Johnson PS, Ryerson PS.*

Pauline Johnson PS (Grades K - 6): Over the last ten years enrolments are relatively stable averaging 277 students per year. In 2017 enrolments peaked at 291. Projections indicate enrolments will slowly decline but remain above OTG (building) capacity. There are no development applications. Currently, there are 3 portables on site. By 2028 projections indicate the school will need one portable. *Directed to Frontenac PS, John T. Tuck PS.*

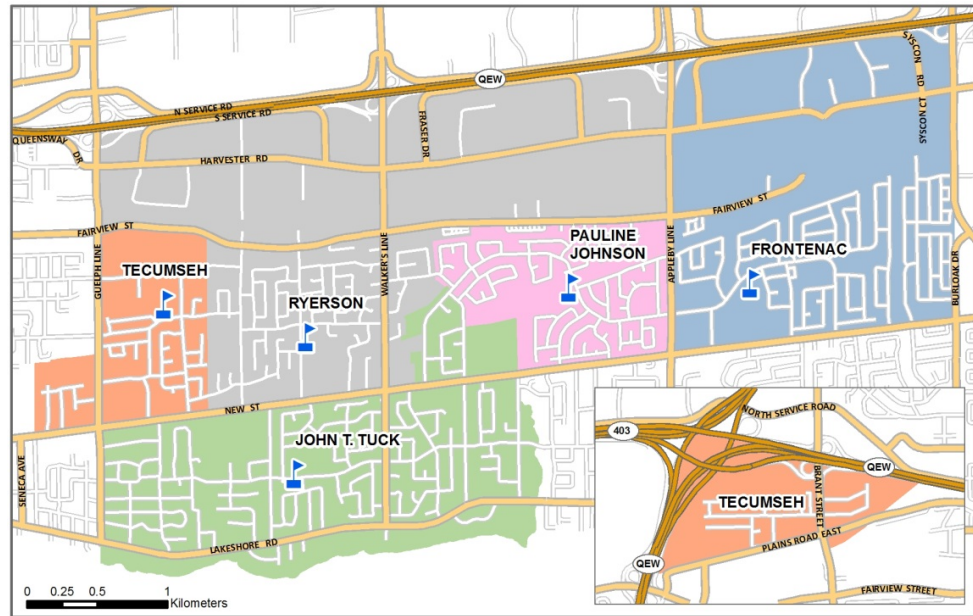
Ryerson PS (Grades K-6): Enrolments have been under 250 students since 2007. Projections indicate enrolments will continue to remain under 250 students. As a result, the school is projected to remain under 50% OTG capacity. Currently, there are 304 available pupil places. There are 8 SPED classes on site. There is one development application (10 units), that will have a minor impact to enrolments. Portables are not required at the school. *Directed to Tecumseh PS, John T. Tuck PS.*

Tecumseh PS (K-8): In the last ten years enrolments were near 264 students. Enrolments are projected to remain stable near 60% OTG capacity. Currently, there are 202 available pupil places. There are 2 SPED classes on site. There are 3 development applications (202 units), the majority are high-density units with minimum impact on enrolments. *Feeder schools: Tom Thomson PS, Ryerson PS.*

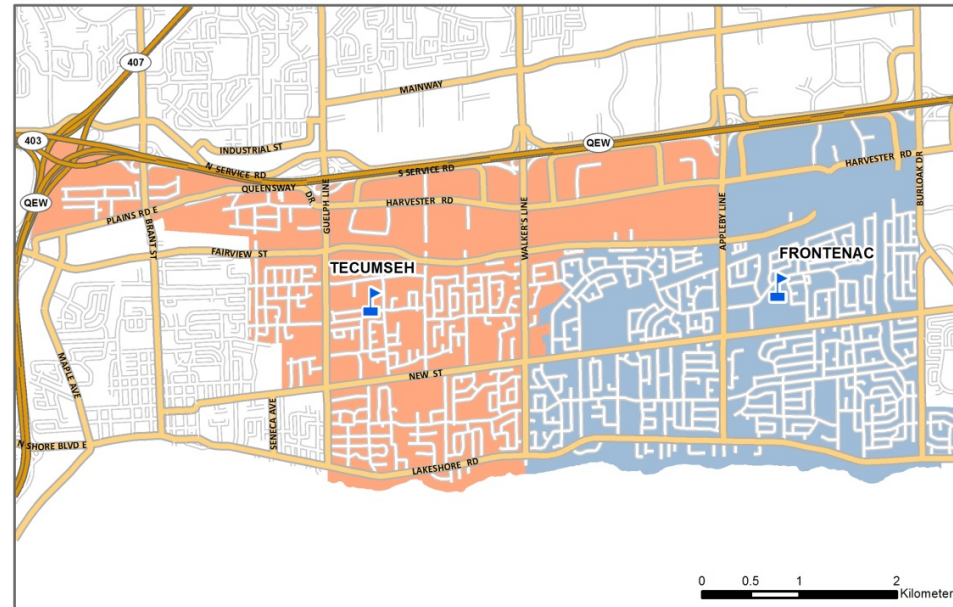
Option 1 - John T Tuck PS becomes K - 6 school (Phased)



English Program Boundary Grades JK - 6



English Program Boundary Grades 7 - 8



It is the intention of the HDSB to provide up-to-date and accurate information, and reasonable efforts have been made by the HDSB to verify the information, however a degree of error or change is inherent. This information is distributed "as is" without warranty. HDSB assume no legal liability or responsibility for the accuracy, completeness, or usefulness of any information. If you require additional information please contact the Planning Department at 905-335-3663.

| School | Program | OTG | Max. Port | Total Cap | 2018 | 2019 | 2020 | 2021 | 2022 | 2023 | 2024 | 2025 | 2026 | 2027 | 2028 | |
|----------------------------|---|-------------|-----------|-------------|-------------|-------------|-------------|-------------|-------------|-------------|-------------|-------------|-------------|-------------|-------------|-----|
| Frontenac PS | ENG | 757 | 5 | 872 | 526 | 557 | 604 | 668 | 676 | 678 | 691 | 667 | 672 | 681 | 681 | |
| | SC-SPED | | | | 22 | 22 | 22 | 22 | 22 | 22 | 22 | 22 | 22 | 22 | 22 | 22 |
| | Total | | | | 548 | 579 | 626 | 690 | 698 | 700 | 713 | 689 | 694 | 703 | 703 | |
| | Available Pupil Places | | | | | 209 | 178 | 132 | 67 | 59 | 57 | 44 | 68 | 63 | 54 | 54 |
| Percent Utilization | | | | | 72% | 76% | 83% | 91% | 92% | 92% | 94% | 91% | 92% | 93% | 93% | |
| John T. Tuck PS | ENG | 541 | 12 | 817 | 753 | 766 | 656 | 523 | 520 | 511 | 501 | 507 | 507 | 481 | 476 | |
| | Total | | | | 753 | 766 | 656 | 523 | 520 | 511 | 501 | 507 | 507 | 481 | 476 | |
| | Available Pupil Places | | | | | -212 | -225 | -115 | 18 | 21 | 30 | 40 | 34 | 34 | 60 | 65 |
| Percent Utilization | | | | | 139% | 142% | 121% | 97% | 96% | 94% | 93% | 94% | 94% | 89% | 88% | |
| Pauline Johnson PS | ENG | 242 | 6 | 380 | 280 | 281 | 287 | 281 | 283 | 273 | 274 | 271 | 270 | 273 | 264 | |
| | Total | | | | 280 | 281 | 287 | 281 | 283 | 273 | 274 | 271 | 270 | 273 | 264 | |
| | Shortage of Pupil Places | | | | | -38 | -39 | -45 | -39 | -41 | -31 | -32 | -29 | -28 | -31 | -22 |
| Percent Utilization | | | | | 116% | 116% | 118% | 116% | 117% | 113% | 113% | 112% | 112% | 113% | 109% | |
| Ryerson PS | ENG | 541 | 6 | 679 | 172 | 175 | 173 | 171 | 164 | 159 | 162 | 164 | 163 | 164 | 161 | |
| | SC-SPED | | | | 48 | 48 | 49 | 50 | 54 | 57 | 57 | 56 | 56 | 55 | 54 | |
| | Total | | | | 220 | 223 | 221 | 221 | 218 | 216 | 218 | 220 | 218 | 219 | 215 | |
| | Available / Shortage of Pupil Places | | | | | -220 | 318 | 320 | 320 | 323 | 325 | 323 | 321 | 323 | 322 | 326 |
| Percent Utilization | | | | | 41% | 41% | 41% | 41% | 40% | 40% | 40% | 41% | 40% | 40% | 40% | |
| Tecumseh PS | ENG | 462 | 7 | 623 | 243 | 240 | 316 | 404 | 392 | 370 | 371 | 355 | 344 | 364 | 371 | |
| | SC-SPED | | | | 17 | 17 | 17 | 17 | 17 | 17 | 17 | 17 | 17 | 17 | 17 | |
| | Total | | | | 260 | 257 | 333 | 421 | 409 | 387 | 388 | 372 | 361 | 381 | 388 | |
| | Available Pupil Places | | | | | 202 | 205 | 129 | 41 | 53 | 75 | 74 | 90 | 101 | 81 | 74 |
| Percent Utilization | | | | | 56% | 56% | 72% | 91% | 88% | 84% | 84% | 80% | 78% | 82% | 84% | |
| Study Total | | 2543 | 36 | 3371 | 2061 | 2106 | 2122 | 2135 | 2128 | 2086 | 2094 | 2058 | 2049 | 2056 | 2046 | |

Scenario 1 - Impacts Frontenac PS, John T. Tuck PS, Tecumseh PS - Effective Sept. 2020

John T. Tuck PS becomes a K-6 school, Frontenac PS and Tecumseh PS 7 & 8 boundary expansion. Phased in starting with grade 7 in 2020, grade 8 in 2021.

Status Quo - No change to the boundary or projections for Ryerson PS or Pauline Johnson PS.

Frontenac PS (K-8): Grade 7 & 8 boundary expands to include Pauline Johnson PS and John T Tuck PS east of Walker's Line. School enrolments are projected to increase to above 90% of OTG capacity. Available pupil places are expected to decrease to under 70 pupil places by 2021. Portables are not required.

John T. Tuck PS (K-6): K-6 boundary remains unchanged. Grades 7 and 8 are directed to Frontenac PS or Tecumseh PS. School is expected to remain above 90% until 2027. Available pupil places are expected to increase over 50 pupil places by 2027. Portables are not required.

Tecumseh PS (K-8): Grade 7 & 8 boundary expands to include Ryerson PS catchment. School enrolments are projected to increase to above 80% of OTG capacity. Available pupil places are expected to decrease to under 100 pupil places by 2021. Portables are not required.

Redirections

- John T Tuck PS:** Split grade 6 cohort to be directed to [Frontenac PS](#) or [Tecumseh PS](#).
- Pauline Johnson PS:** Unified grade 6 cohort to be directed to [Frontenac PS](#).
- Ryerson PS:** Unified grade 6 cohort to be directed to [Tecumseh PS](#).
- Tecumseh PS:** Split grade 8 cohort to [Nelson HS](#) or [Burlington Central HS](#).

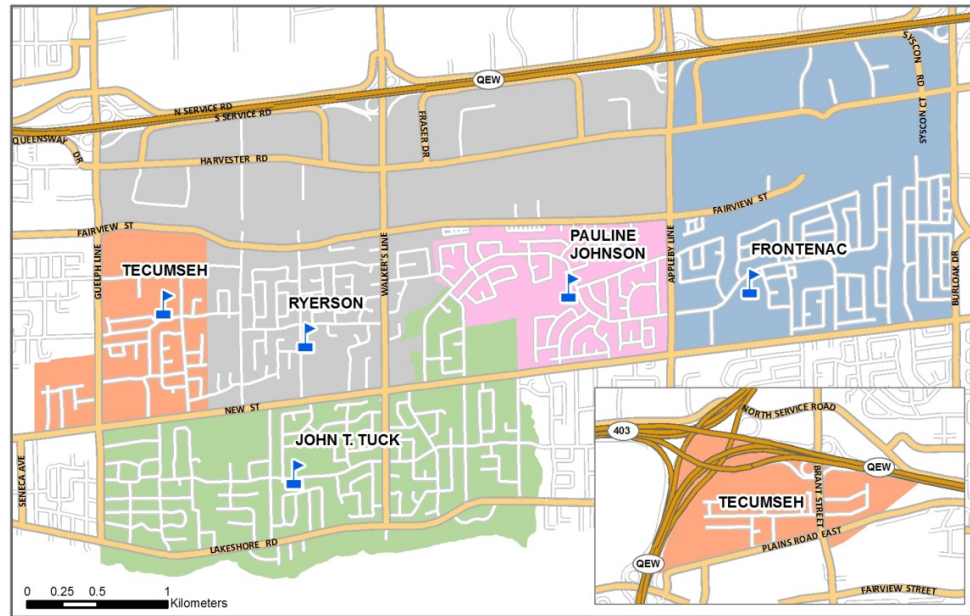
Option 2 - Redirection of Ryerson PS and Pauline Johnson PS grade 6s (Phased)

Scenario 1098

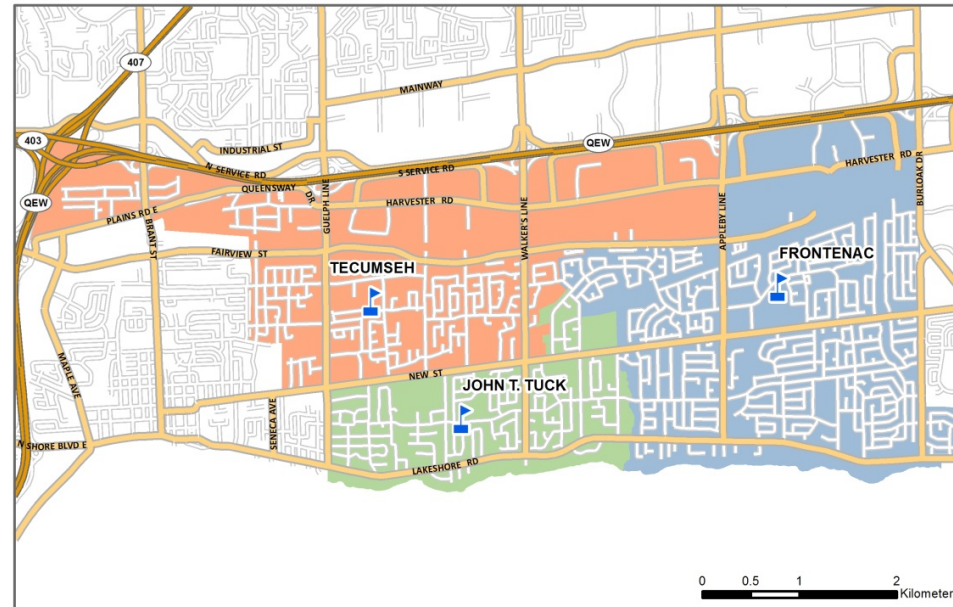
04-Feb-19



English Program Boundary Grades JK - 6



English Program Boundary Grades 7 - 8



It is the intention of the HDSB to provide up-to-date and accurate information, and reasonable efforts have been made by the HDSB to verify the information, however a degree of error or change is inherent. This information is distributed "as is" without warranty. HDSB assume no legal liability or responsibility for the accuracy, completeness, or usefulness of any information. If you require additional information please contact the Planning Department at 905-335-3663.

| School | Program | OTG | Max. Port | Total Cap | 2018 | 2019 | 2020 | 2021 | 2022 | 2023 | 2024 | 2025 | 2026 | 2027 | 2028 | |
|----------------------------|---|-------------|-----------|-------------|-------------|-------------|-------------|-------------|-------------|-------------|-------------|-------------|-------------|-------------|-------------|------------|
| Frontenac PS | ENG | 757 | 5 | 872 | 526 | 557 | 572 | 592 | 603 | 619 | 630 | 614 | 621 | 617 | 617 | |
| | SC-SPED | | | | 22 | 22 | 22 | 22 | 22 | 22 | 22 | 22 | 22 | 22 | 22 | 22 |
| | Total | | | | 548 | 579 | 594 | 614 | 625 | 641 | 652 | 636 | 643 | 639 | 639 | 639 |
| | Available Pupil Places | | | | 209 | 178 | 163 | 143 | 132 | 116 | 105 | 121 | 114 | 118 | 118 | |
| Percent Utilization | | | | 72% | 76% | 78% | 81% | 83% | 85% | 86% | 84% | 85% | 84% | 84% | | |
| John T. Tuck PS | ENG | 541 | 12 | 817 | 753 | 766 | 734 | 710 | 698 | 654 | 650 | 637 | 629 | 637 | 632 | |
| | Total | | | | 753 | 766 | 734 | 710 | 698 | 654 | 650 | 637 | 629 | 637 | 632 | |
| | Available Pupil Places | | | | -212 | -225 | -193 | -169 | -157 | -113 | -109 | -96 | -88 | -96 | -91 | |
| | Percent Utilization | | | | 139% | 142% | 136% | 131% | 129% | 121% | 120% | 118% | 116% | 118% | 117% | |
| Pauline Johnson PS | ENG | 242 | 6 | 380 | 280 | 281 | 287 | 281 | 283 | 273 | 274 | 271 | 270 | 273 | 264 | |
| | Total | | | | 280 | 281 | 287 | 281 | 283 | 273 | 274 | 271 | 270 | 273 | 264 | |
| | Shortage of Pupil Places | | | | -38 | -39 | -45 | -39 | -41 | -31 | -32 | -29 | -28 | -31 | -22 | |
| | Percent Utilization | | | | 116% | 116% | 118% | 116% | 117% | 113% | 113% | 112% | 112% | 113% | 109% | |
| Ryerson PS | ENG | 541 | 6 | 679 | 172 | 175 | 173 | 171 | 164 | 159 | 162 | 164 | 163 | 164 | 161 | |
| | SC-SPED | | | | 48 | 48 | 49 | 50 | 54 | 57 | 57 | 56 | 56 | 55 | 54 | |
| | Total | | | | 220 | 223 | 221 | 221 | 218 | 216 | 218 | 220 | 218 | 219 | 215 | |
| | Available / Shortage of Pupil Places | | | | 321 | 318 | 320 | 320 | 323 | 325 | 323 | 321 | 323 | 322 | 326 | |
| Percent Utilization | | | | 41% | 41% | 41% | 41% | 40% | 40% | 40% | 41% | 40% | 40% | 40% | | |
| Tecumseh PS | ENG | 462 | 7 | 623 | 243 | 240 | 270 | 293 | 287 | 286 | 284 | 278 | 272 | 272 | 279 | |
| | SC-SPED | | | | 17 | 17 | 17 | 17 | 17 | 17 | 17 | 17 | 17 | 17 | 17 | |
| | Total | | | | 260 | 257 | 287 | 310 | 304 | 303 | 301 | 295 | 289 | 289 | 296 | |
| | Available Pupil Places | | | | 202 | 205 | 175 | 152 | 158 | 159 | 161 | 167 | 173 | 173 | 166 | |
| Percent Utilization | | | | 56% | 56% | 62% | 67% | 66% | 65% | 65% | 64% | 63% | 63% | 64% | | |
| Study Total | | 2543 | 36 | 3371 | 2061 | 2106 | 2122 | 2136 | 2128 | 2086 | 2095 | 2059 | 2050 | 2057 | 2047 | |

Scenario 2 - Impacts Frontenac PS, John T. Tuck PS, Tecumseh PS - Effective Sept. 2020

Frontenac PS and Tecumseh PS 7 & 8 boundary expansion.
John T. Tuck PS 7 & 8 boundary shrinks.
Phased in starting with grade 7 in 2020, grade 8 in 2021

Status Quo - No change to the boundary or projections for Ryerson PS or Pauline Johnson PS.

Frontenac PS (K-8): Grade 7 & 8 boundary expands to include Pauline Johnson PS. School enrolments are projected to near 85% of OTG capacity. Available pupil places are expected to remain above 100. Portables are not required.

John T. Tuck PS (K-8): K-6 boundary remains unchanged. The current grades 7 and 8 catchment shrinks in size to the match the K-6 catchments. The school is projected to remain above OTG capacity. The shortage of pupil places is expected to decrease to under 100 pupil places by 2025. 4 to 9 portables will be required for the next ten years.

Tecumseh PS (K-8): Grade 7 & 8 boundary expands to include Ryerson PS catchment. School enrolments are projected to increase to near 65% of OTG capacity. Available pupil places are expected to remain above 150 pupil places. Portables are not required.

Redirections

Pauline Johnson PS: Unified grade 6 cohort to be directed to **Frontenac PS**.

Ryerson PS: Unified grade 6 cohort to be directed to **Tecumseh PS**.

Tecumseh PS: Split grade 8 cohort to **Nelson HS** or **Burlington Central HS**.

Option 3a - Redirection of John T. Tuck PS students north of New St.

(Phased 2020 K-5 to Ryerson, 7 to Tecumseh and Frontenac)

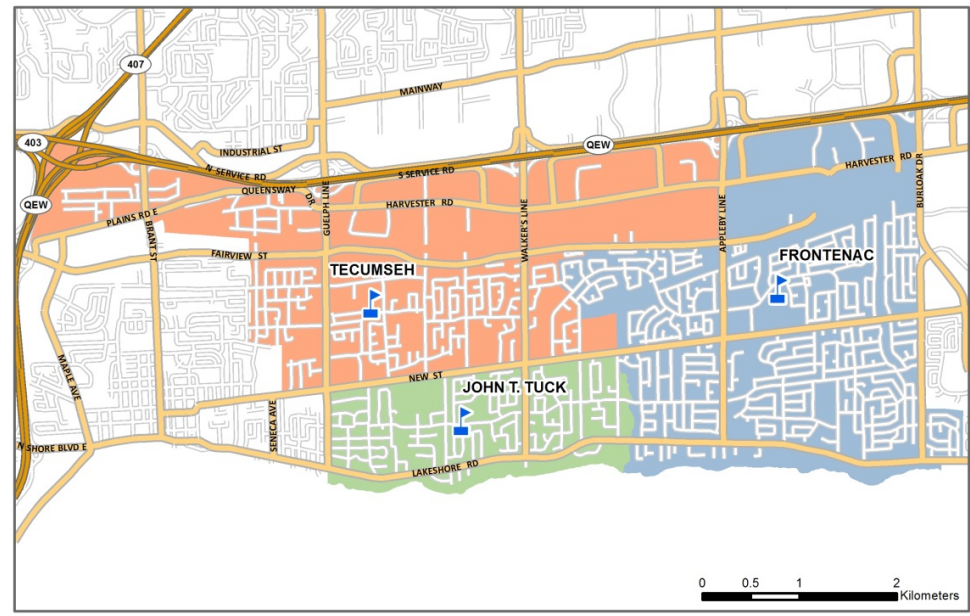
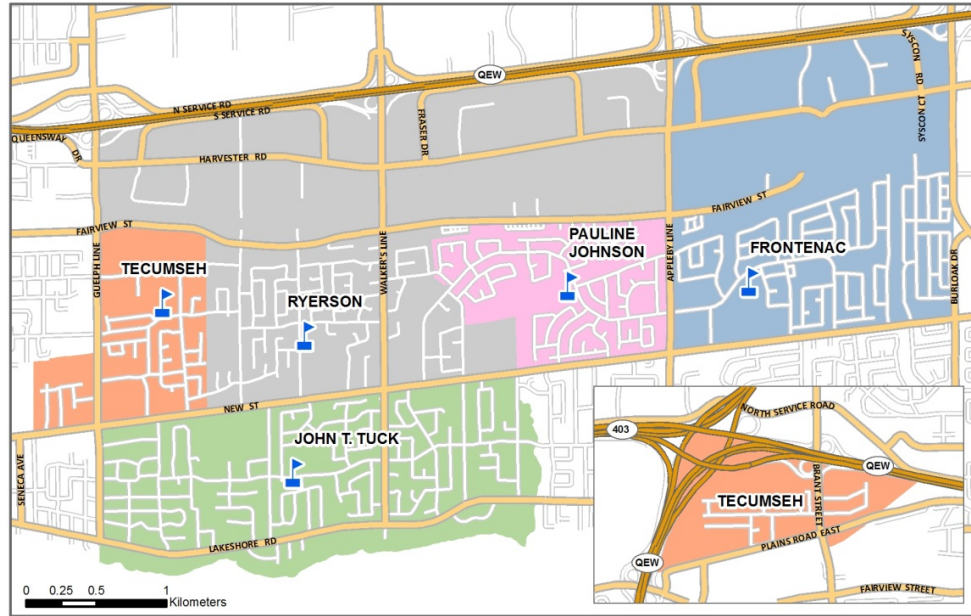
Scenario 1098

04-Feb-19



English Program Boundary Grades JK - 6

English Program Boundary Grades 7 - 8



It is the intention of the HDSB to provide up-to-date and accurate information, and reasonable efforts have been made by the HDSB to verify the information, however a degree of error or change is inherent. This information is distributed "as is" without warranty. HDSB assume no legal liability or responsibility for the accuracy, completeness, or usefulness of any information. If you require additional information please contact the Planning Department at 905-335-3663.

| School | Program | OTG | Max. Port | Total Cap | 2018 | 2019 | 2020 | 2021 | 2022 | 2023 | 2024 | 2025 | 2026 | 2027 | 2028 | |
|----------------------------|---|-------------|-----------|-------------|-------------|-------------|-------------|-------------|-------------|-------------|-------------|-------------|-------------|-------------|-------------|----|
| Frontenac PS | ENG | 757 | 5 | 872 | 526 | 557 | 572 | 592 | 604 | 619 | 630 | 614 | 622 | 617 | 617 | |
| | SC-SPED | | | | 22 | 22 | 22 | 22 | 22 | 22 | 22 | 22 | 22 | 22 | 22 | 22 |
| | Total | | | | 548 | 579 | 594 | 614 | 626 | 641 | 652 | 636 | 644 | 639 | 639 | |
| | Available Pupil Places | | | | 209 | 179 | 163 | 144 | 131 | 116 | 105 | 122 | 114 | 118 | 118 | |
| | Percent Utilization | | | | 72% | 76% | 78% | 81% | 83% | 85% | 86% | 84% | 85% | 84% | 84% | |
| John T. Tuck PS | ENG | 541 | 12 | 817 | 753 | 766 | 643 | 584 | 564 | 518 | 502 | 479 | 471 | 468 | 465 | |
| | Total | | | | 753 | 766 | 643 | 584 | 564 | 518 | 502 | 479 | 471 | 468 | 465 | |
| | Available Pupil Places | | | | -212 | -225 | -102 | -43 | -23 | 23 | 39 | 62 | 70 | 73 | 76 | |
| | Percent Utilization | | | | 139% | 142% | 119% | 108% | 104% | 96% | 93% | 89% | 87% | 86% | 86% | |
| Pauline Johnson PS | ENG | 242 | 6 | 380 | 280 | 281 | 287 | 281 | 283 | 273 | 274 | 271 | 270 | 273 | 264 | |
| | Total | | | | 280 | 281 | 287 | 281 | 283 | 273 | 274 | 271 | 270 | 273 | 264 | |
| | Shortage of Pupil Places | | | | -38 | -39 | -45 | -39 | -41 | -31 | -32 | -29 | -28 | -31 | -22 | |
| | Percent Utilization | | | | 116% | 116% | 118% | 116% | 117% | 113% | 113% | 112% | 112% | 113% | 109% | |
| Ryerson PS | ENG | 541 | 6 | 679 | 172 | 175 | 255 | 274 | 278 | 284 | 285 | 298 | 297 | 292 | 287 | |
| | SC-SPED | | | | 48 | 48 | 49 | 50 | 54 | 57 | 57 | 56 | 56 | 55 | 54 | |
| | Total | | | | 220 | 223 | 303 | 324 | 332 | 341 | 342 | 354 | 353 | 346 | 341 | |
| | Available / Shortage of Pupil Places | | | | 321 | 318 | 238 | 217 | 209 | 200 | 199 | 187 | 188 | 195 | 200 | |
| | Percent Utilization | | | | 41% | 41% | 56% | 60% | 61% | 63% | 63% | 65% | 65% | 64% | 63% | |
| Tecumseh PS | ENG | 462 | 7 | 623 | 243 | 240 | 279 | 316 | 307 | 297 | 307 | 301 | 295 | 313 | 320 | |
| | SC-SPED | | | | 17 | 17 | 17 | 17 | 17 | 17 | 17 | 17 | 17 | 17 | | |
| | Total | | | | 260 | 257 | 296 | 333 | 324 | 314 | 324 | 318 | 312 | 330 | 337 | |
| | Available Pupil Places | | | | 202 | 205 | 166 | 129 | 138 | 148 | 138 | 144 | 150 | 132 | 125 | |
| Percent Utilization | | | | 56% | 56% | 64% | 72% | 70% | 68% | 70% | 69% | 67% | 71% | 73% | | |
| Study Total | | 2543 | 36 | 3371 | 2061 | 2106 | 2122 | 2135 | 2128 | 2086 | 2094 | 2058 | 2049 | 2056 | 2046 | |

Scenario 3 - Impacts Frontenac PS, John T. Tuck PS, Tecumseh PS, Ryerson PS - Effective Sept. 2020

Ryerson PS boundary expansion. Frontenac PS and Tecumseh PS 7 & 8 boundary expansion. John T. Tuck PS K - 8 boundary shrinks. Phased out starting with grades K-5, north of New St.. North of New St grade 6's redirected to Tecumseh. Ryerson PS K-5 expansion in 2020, K-5 expansion in 2020, grade 6 added in 2021.

Status Quo - No change to the boundary or projections for Pauline Johnson PS.

Frontenac PS (K-8): Grade 7 & 8 boundary expands to include Pauline Johnson PS. School enrolments are projected to increase to near 85% of OTG capacity. Available pupil places are expected to remain above 100 places. Portables are not required.

John T. Tuck PS (K-8): K-8 boundary shrinks in size to include the catchments south of New St. Students that reside north of New St will be directed to Ryerson PS (K-6), Tecumseh PS or Frontenac PS (7 & 8). The school is expected to remain above 85% of OTG capacity. Available pupil places are expected to increase over 50 pupil places by 2025. Portables are not required.

Ryerson PS (K-6): The boundary expands to include the John T. Tuck PS area north of New St and east of Walker's Line. School enrolments are projected to increase to near 65% of OTG capacity. Available pupil places are expected to decrease to under 200 pupil places by 2024. Portables are not required.

Tecumseh PS (K-8): Grade 7 & 8 boundary expands to include the proposed Ryerson PS catchment expansion. School enrolments are projected to increase to near 70% of OTG capacity. Available pupil places are expected to remain above 100 pupil places. Portables are not required.

Redirections

Pauline Johnson PS: Unified grade 6 cohort to be directed to **Frontenac PS**.

Ryerson PS: Unified grade 6 cohort to be directed to **Tecumseh PS**.

Option 3b - Redirection of John T. Tuck PS students north of New St.

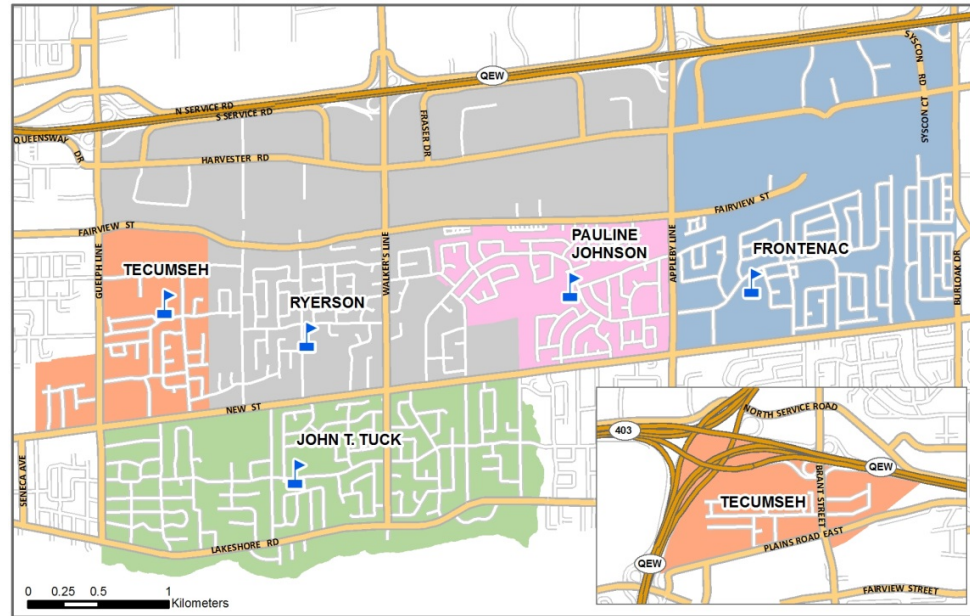
(Phased 2020 K-5 to Ryerson, 7 to Tecumseh and Frontenac with the exceptions)

Scenario 1100

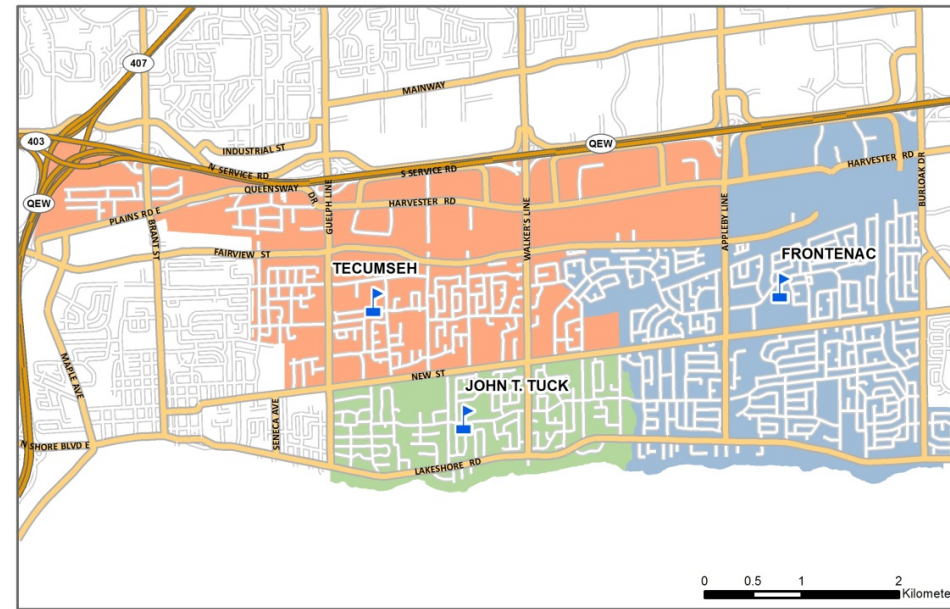
04-Feb-19



English Program Boundary Grades JK - 6



English Program Boundary Grades 7 - 8



It is the intention of the HDSB to provide up-to-date and accurate information, and reasonable efforts have been made by the HDSB to verify the information, however a degree of error or change is inherent. This information is distributed "as is" without warranty. HDSB assume no legal liability or responsibility for the accuracy, completeness, or usefulness of any information. If you require additional information please contact the Planning Department at 905-335-3663.

| School | Program | OTG | Max. Port | Total Cap | 2018 | 2019 | 2020 | 2021 | 2022 | 2023 | 2024 | 2025 | 2026 | 2027 | 2028 | |
|--------------------|---|-------------|-----------|-------------|-------------|-------------|-------------|-------------|-------------|-------------|-------------|-------------|-------------|-------------|-------------|----|
| Frontenac PS | ENG | 757 | 5 | 872 | 526 | 557 | 572 | 592 | 604 | 619 | 630 | 614 | 622 | 617 | 617 | |
| | SC-SPED | | | | 22 | 22 | 22 | 22 | 22 | 22 | 22 | 22 | 22 | 22 | 22 | 22 |
| | Total | | | | 548 | 579 | 594 | 614 | 626 | 641 | 652 | 636 | 644 | 639 | 639 | |
| | Available Pupil Places | | | | 209 | 178 | 163 | 143 | 131 | 116 | 105 | 122 | 113 | 118 | 118 | |
| | Percent Utilization | | | | 72% | 76% | 78% | 81% | 83% | 85% | 86% | 84% | 85% | 84% | 84% | |
| John T. Tuck PS | ENG | 541 | 12 | 817 | 753 | 766 | 652 | 607 | 579 | 518 | 502 | 479 | 471 | 468 | 465 | |
| | Total | | | | 753 | 766 | 652 | 607 | 579 | 518 | 502 | 479 | 471 | 468 | 465 | |
| | Available Pupil Places | | | | -212 | -225 | -111 | -66 | -38 | 23 | 39 | 62 | 70 | 73 | 76 | |
| | Percent Utilization | | | | 139% | 142% | 120% | 112% | 107% | 96% | 93% | 89% | 87% | 86% | 86% | |
| Pauline Johnson PS | ENG | 242 | 6 | 380 | 280 | 281 | 287 | 281 | 283 | 273 | 274 | 271 | 270 | 273 | 264 | |
| | Total | | | | 280 | 281 | 287 | 281 | 283 | 273 | 274 | 271 | 270 | 273 | 264 | |
| | Shortage of Pupil Places | | | | -38 | -39 | -45 | -39 | -41 | -31 | -32 | -29 | -28 | -31 | -22 | |
| | Percent Utilization | | | | 116% | 116% | 118% | 116% | 117% | 113% | 113% | 112% | 112% | 113% | 109% | |
| Ryerson PS | ENG | 541 | 6 | 679 | 172 | 175 | 255 | 274 | 278 | 284 | 285 | 298 | 297 | 292 | 287 | |
| | SC-SPED | | | | 48 | 48 | 49 | 50 | 54 | 57 | 57 | 56 | 56 | 55 | 54 | |
| | Total | | | | 220 | 223 | 303 | 324 | 332 | 341 | 342 | 354 | 353 | 346 | 341 | |
| | Available / Shortage of Pupil Places | | | | 321 | 318 | 238 | 217 | 209 | 200 | 199 | 187 | 188 | 195 | 200 | |
| | Percent Utilization | | | | 41% | 41% | 56% | 60% | 61% | 63% | 63% | 65% | 65% | 64% | 63% | |
| Tecumseh PS | ENG | 462 | 7 | 623 | 243 | 240 | 270 | 293 | 292 | 297 | 307 | 301 | 295 | 313 | 320 | |
| | SC-SPED | | | | 17 | 17 | 17 | 17 | 17 | 17 | 17 | 17 | 17 | 17 | 17 | |
| | Total | | | | 260 | 257 | 287 | 310 | 309 | 314 | 324 | 318 | 312 | 330 | 337 | |
| | Available Pupil Places | | | | 202 | 205 | 175 | 152 | 153 | 148 | 138 | 144 | 150 | 132 | 125 | |
| | Percent Utilization | | | | 56% | 56% | 62% | 67% | 67% | 68% | 70% | 69% | 67% | 71% | 73% | |
| Study Total | | 2543 | 36 | 3371 | 2061 | 2106 | 2122 | 2135 | 2128 | 2086 | 2094 | 2058 | 2049 | 2056 | 2046 | |

Scenario 3 - Impacts Frontenac PS, John T. Tuck PS, Tecumseh PS, Ryerson PS - Effective Sept. 2020

Ryerson PS boundary expansion. Frontenac PS and Tecumseh PS 7 & 8 boundary expansion. John T. Tuck PS K - 8 boundary shrinks. Phased out starting with grades K-5, north of New St.. Ryerson PS K-5 expansion in 2020, K-5 expansion in 2020, grade 6 added in 2021.

Status Quo - No change to the boundary or projections for Pauline Johnson PS.

Frontenac PS (K-8): Grade 7 & 8 boundary expands to include Pauline Johnson PS. School enrolments are projected to increase to near 85% of OTG capacity. Available pupil places are expected to remain above 100 places. Portables are not required.

John T. Tuck PS (K-8): K-8 boundary shrinks in size to include the catchments south of New St. Students that reside north of New St will be directed to Ryerson PS (K-6), Tecumseh PS or Frontenac PS (7 & 8). The school is expected to remain above 85% of OTG capacity. Available pupil places are expected to increase over 50 pupil places by 2025. Portables are not required.

Ryerson PS (K-6): The boundary expands to include the John T. Tuck PS area north of New St and east of Walker's Line. School enrolments are projected to increase to near 65% of OTG capacity. Available pupil places are expected to decrease to under 200 pupil places by 2024. Portables are not required.

Tecumseh PS (K-8): Grade 7 & 8 boundary expands to include the proposed Ryerson PS catchment expansion. School enrolments are projected to increase to near 70% of OTG capacity. Available pupil places are expected to remain above 100 pupil places. Portables are not required.

Redirections

Pauline Johnson PS: Unified grade 6 cohort to be directed to **Frontenac PS**.

Ryerson PS: Unified grade 6 cohort to be directed to **Tecumseh PS**.

Tecumseh PS: Split grade 8 cohort to **Nelson HS** or **Burlington Central HS**.

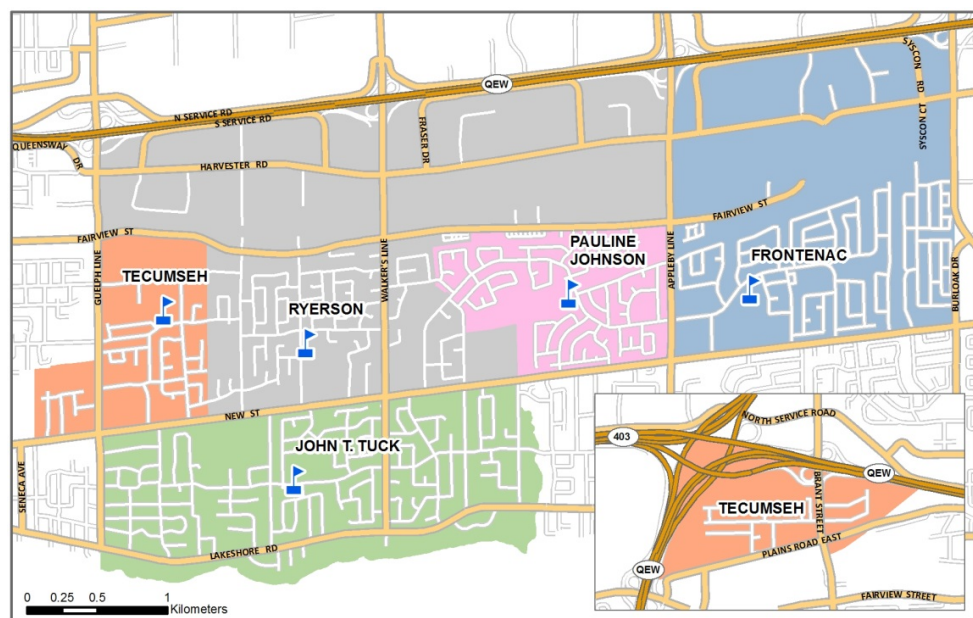
Option 4 - Redirection of John T. Tuck PS students north of New St. (Phased)

Scenario 1102

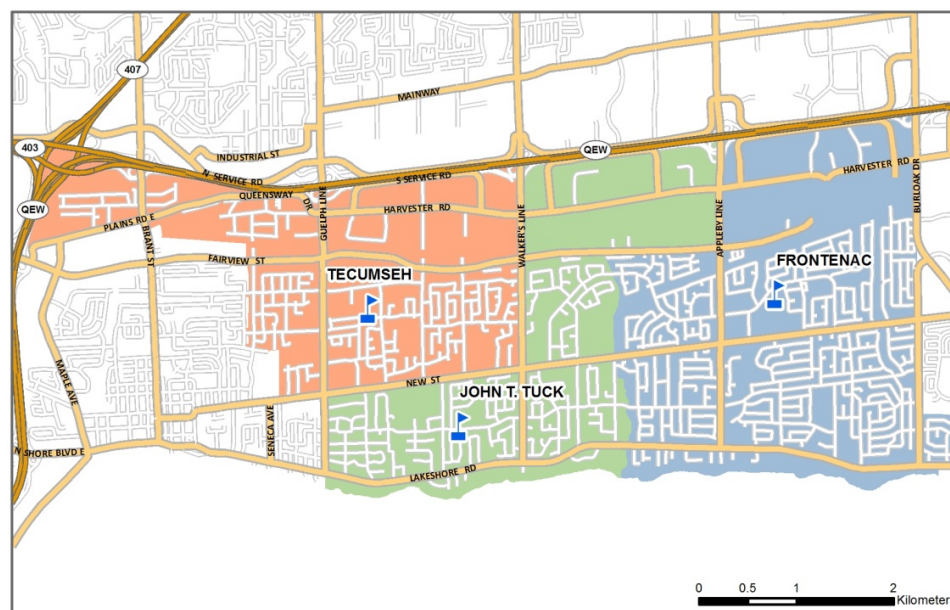
04-Feb-19



English Program Boundary Grades JK - 6



English Program Boundary Grades 7 - 8



It is the intention of the HDSB to provide up-to-date and accurate information, and reasonable efforts have been made by the HDSB to verify the information, however a degree of error or change is inherent. This information is distributed "as is" without warranty. HDSB assume no legal liability or responsibility for the accuracy, completeness, or usefulness of any information. If you require additional information please contact the Planning Department at 905-335-3663.

| School | Program | OTG | Max. Port | Total Cap | 2018 | 2019 | 2020 | 2021 | 2022 | 2023 | 2024 | 2025 | 2026 | 2027 | 2028 | | |
|----------------------------|---|-------------|-----------|-------------|-------------|-------------|-------------|-------------|-------------|-------------|-------------|-------------|-------------|-------------|-------------|------|----|
| Frontenac PS | ENG | 757 | 5 | 872 | 526 | 557 | 564 | 573 | 585 | 600 | 612 | 597 | 604 | 601 | 600 | | |
| | SC-SPED | | | | 22 | 22 | 22 | 22 | 22 | 22 | 22 | 22 | 22 | 22 | 22 | 22 | 22 |
| | Total | | | | 548 | 579 | 586 | 595 | 607 | 622 | 634 | 619 | 626 | 623 | 622 | | |
| | Available Pupil Places | | | | | 209 | 178 | 172 | 162 | 150 | 135 | 123 | 138 | 131 | 134 | 135 | |
| | Percent Utilization | | | | | 72% | 76% | 77% | 79% | 80% | 82% | 84% | 82% | 83% | 82% | 82% | |
| John T. Tuck PS | ENG | 541 | 12 | 817 | 753 | 766 | 662 | 632 | 612 | 560 | 553 | 522 | 514 | 527 | 526 | | |
| | Total | | | | 753 | 766 | 662 | 632 | 612 | 560 | 553 | 522 | 514 | 527 | 526 | | |
| | Available Pupil Places | | | | | -212 | -225 | -121 | -91 | -71 | -19 | -12 | 19 | 27 | 14 | 15 | |
| | Percent Utilization | | | | | 139% | 142% | 122% | 117% | 113% | 104% | 102% | 96% | 95% | 97% | 97% | |
| Pauline Johnson PS | ENG | 242 | 6 | 380 | 280 | 281 | 287 | 281 | 283 | 273 | 274 | 271 | 270 | 273 | 264 | | |
| | Total | | | | 280 | 281 | 287 | 281 | 283 | 273 | 274 | 271 | 270 | 273 | 264 | | |
| | Shortage of Pupil Places | | | | | -38 | -39 | -45 | -39 | -41 | -31 | -32 | -29 | -28 | -31 | -22 | |
| | Percent Utilization | | | | | 116% | 116% | 118% | 116% | 117% | 113% | 113% | 112% | 112% | 113% | 109% | |
| Ryerson PS | ENG | 541 | 6 | 679 | 172 | 175 | 255 | 274 | 278 | 284 | 285 | 298 | 297 | 292 | 287 | | |
| | SC-SPED | | | | 48 | 48 | 49 | 50 | 54 | 57 | 57 | 56 | 56 | 55 | 54 | | |
| | Total | | | | 220 | 223 | 304 | 324 | 332 | 341 | 342 | 354 | 353 | 347 | 341 | | |
| | Available / Shortage of Pupil Places | | | | | 321 | 318 | 237 | 217 | 209 | 200 | 199 | 187 | 188 | 194 | 200 | |
| | Percent Utilization | | | | | 41% | 41% | 56% | 60% | 61% | 63% | 63% | 65% | 65% | 64% | 63% | |
| Tecumseh PS | ENG | 462 | 7 | 623 | 243 | 240 | 268 | 287 | 278 | 273 | 275 | 275 | 270 | 270 | 277 | | |
| | SC-SPED | | | | 17 | 17 | 17 | 17 | 17 | 17 | 17 | 17 | 17 | 17 | 17 | | |
| | Total | | | | 260 | 257 | 285 | 304 | 295 | 290 | 292 | 292 | 287 | 287 | 294 | | |
| | Available Pupil Places | | | | | 202 | 205 | 177 | 158 | 167 | 172 | 170 | 170 | 175 | 175 | 168 | |
| Percent Utilization | | | | | 56% | 56% | 62% | 66% | 64% | 63% | 63% | 63% | 62% | 62% | 64% | | |
| Study Total | | 2543 | 36 | 3371 | 2061 | 2106 | 2122 | 2135 | 2128 | 2086 | 2094 | 2058 | 2049 | 2056 | 2046 | | |

Scenario 4 - Impacts John T. Tuck PS, Tecumseh PS, Ryerson PS - Effective Sept. 2020

Ryerson PS and Tecumseh PS 7 & 8 boundary expansion.
John T. Tuck PS K - 8 boundary shrinks. Phased in starting with grade 7 in 2020, grade 8 in 2021.
Ryerson PS K-5 expansion in 2020, K-6 expansion in 2021.

Status Quo - No change to the boundary or projections for Pauline Johnson PS and Frontenac PS.

John T. Tuck PS (K-8): K-8 boundary shrinks to south of New St. Students that reside north of New St will be directed to Ryerson PS (K-6), and John T. Tuck PS (7 & 8). The school is expected to be near 100% of OTG capacity. Available pupil places are expected to be under 20 pupil places by 2025. It is projected that portables will not be required past 2023.

Ryerson PS (K-6): The boundary expands to include the John T. Tuck PS area north of New St and east of Walker's Line. School enrolments are projected to increase to near 65% of OTG capacity. Available pupil places are expected to decrease to under 200 pupil places by 2024. Portables are not required. Ryerson PS will have a split grade 6 cohort to Tecumseh PS and John T. Tuck PS.

Tecumseh PS (K-8): Grade 7 & 8 boundary expands to include the Ryerson PS catchment west of Walker's line. School enrolments are projected to increase to near 65% of OTG capacity. Available pupil places are expected to remain above 100 pupil places. Portables are not required.

Redirections

Pauline Johnson PS: Grade 6 cohort to be directed to [Frontenac PS](#) or [John T. Tuck PS](#).

Ryerson PS: Grade 6 cohort to be directed to [Tecumseh PS](#) or [John T. Tuck PS](#).

Tecumseh PS: Split grade 8 cohort to [Nelson HS](#) or [Burlington Central HS](#).