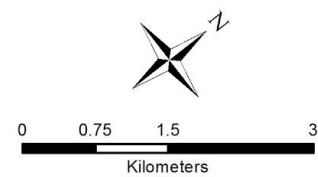


## Current Boundaries English Program Boundaries

### SECONDARY ENGLISH BOUNDARIES

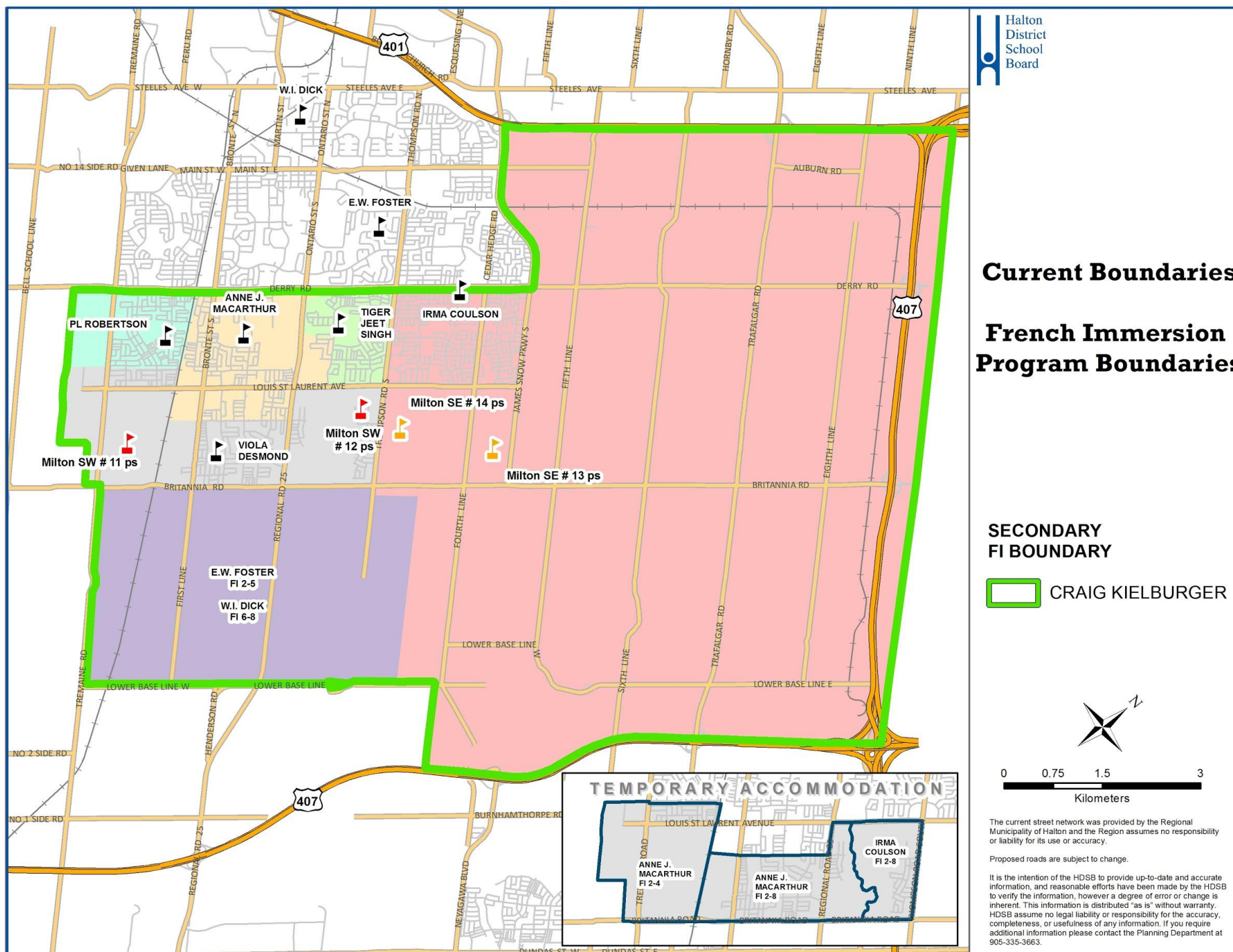
- MILTON SW # 1 HS
- CRAIG KIELBURGER



The current street network was provided by the Regional Municipality of Halton and the Region assumes no responsibility or liability for its use or accuracy.

Proposed roads are subject to change.

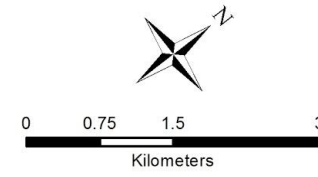
It is the intention of the HDSB to provide up-to-date and accurate information, and reasonable efforts have been made by the HDSB to verify the information, however a degree of error or change is inherent. This information is distributed "as is" without warranty. HDSB assumes no legal liability or responsibility for the accuracy, completeness, or usefulness of any information. If you require additional information please contact the Planning Department at 905-335-3663.



## Current Boundaries French Immersion Program Boundaries

### SECONDARY FI BOUNDARY

- CRAIG KIELBURGER



The current street network was provided by the Regional Municipality of Halton and the Region assumes no responsibility or liability for its use or accuracy.

Proposed roads are subject to change.

It is the intention of the HDSB to provide up-to-date and accurate information, and reasonable efforts have been made by the HDSB to verify the information, however a degree of error or change is inherent. This information is distributed "as is" without warranty. HDSB assumes no legal liability or responsibility for the accuracy, completeness, or usefulness of any information. If you require additional information please contact the Planning Department at 905-335-3663.

# Current Projections

Apr 7, 2021

Update: Port-a-pak excluded from the portable count and added to OTG at Chris Hadfield PS and Hawthorne Village PS

Update: Chris Hadfield PS , Irma Coulson PS max portables.

| School               | OTG                          | Portable       | Total Capacity | Program      | 2020        | 2021        | 2022        | 2023        | 2024        | 2025        | 2026        | 2027        | 2028        | 2029        | 2030        | Notes   |
|----------------------|------------------------------|----------------|----------------|--------------|-------------|-------------|-------------|-------------|-------------|-------------|-------------|-------------|-------------|-------------|-------------|---|
| Anne J MacArthur PS  | 793                          | Maximum: 18    | 1207           | ENG          | 616         | 655         | 835         | 1080        | 1272        | 1331        | 1362        | 1369        | 1377        | 1379        | 1388        | Includes the holding areas A, B (ENG/FI), zones D,E,F (FI )               |
|                      |                              | Port. Cap: 414 |                | FI           | 388         | 433         | 475         | 510         | 531         | 567         | 595         | 595         | 592         | 593         | 598         |   |
|                      |                              |                |                | SC-SPED      | 8           | 8           | 8           | 8           | 8           | 8           | 8           | 8           | 8           | 8           | 8           |   |
|                      |                              |                |                | <b>Total</b> | <b>1012</b> | <b>1096</b> | <b>1318</b> | <b>1598</b> | <b>1811</b> | <b>1906</b> | <b>1965</b> | <b>1972</b> | <b>1978</b> | <b>1979</b> | <b>1994</b> |   |
|                      | Percent Utilization          |                |                |              | 128%        | 138%        | 166%        | 202%        | 228%        | 240%        | 248%        | 249%        | 249%        | 250%        | 251%        |   |
|                      | Shortage of Pupil Places     |                |                |              | -219        | -303        | -525        | -805        | -1018       | -1113       | -1172       | -1179       | -1185       | -1186       | -1201       |   |
|                      | Estimate number of portables |                |                |              | 10          | 13          | 23          | 35          | 44          | 48          | 51          | 51          | 52          | 52          | 52          |   |
| Boyne PS             | 776                          | Maximum: 18    | 1190           | ENG          | 1115        | 1208        | 1282        | 1317        | 1373        | 1423        | 1461        | 1473        | 1493        | 1512        | 1519        | Includes the holding areas zones D,E,F (ENG)                              |
|                      |                              | Port. Cap: 414 |                | FI           | 0           | 0           | 0           | 0           | 0           | 0           | 0           | 0           | 0           | 0           | 0           |   |
|                      |                              |                |                | SC-SPED      | 15          | 15          | 15          | 15          | 15          | 15          | 15          | 15          | 15          | 15          | 15          |   |
|                      |                              |                |                | <b>Total</b> | <b>1130</b> | <b>1223</b> | <b>1297</b> | <b>1332</b> | <b>1388</b> | <b>1438</b> | <b>1476</b> | <b>1488</b> | <b>1508</b> | <b>1527</b> | <b>1534</b> |   |
|                      | Percent Utilization          |                |                |              | 146%        | 158%        | 167%        | 172%        | 179%        | 185%        | 190%        | 192%        | 194%        | 197%        | 198%        |   |
|                      | Shortage of Pupil Places     |                |                |              | -354        | -447        | -521        | -556        | -612        | -662        | -700        | -712        | -732        | -751        | -758        |   |
|                      | Estimate number of portables |                |                |              | 15          | 19          | 23          | 24          | 27          | 29          | 30          | 31          | 32          | 33          | 33          |   |
| Chris Hadfield PS    | 823                          | Maximum: 8     | 1007           | ENG          | 838         | 1027        | 1138        | 1144        | 1168        | 1169        | 1229        | 1315        | 1413        | 1502        | 1594        | Includes the holding area zone G. (ENG)                                   |
|                      |                              | Port. Cap: 184 |                | FI           | 0           | 0           | 0           | 0           | 0           | 0           | 0           | 0           | 0           | 0           | 0           |   |
|                      |                              |                |                | SC-SPED      | 5           | 5           | 5           | 5           | 5           | 5           | 5           | 5           | 5           | 5           | 5           |   |
|                      |                              |                |                | <b>Total</b> | <b>843</b>  | <b>1032</b> | <b>1143</b> | <b>1149</b> | <b>1173</b> | <b>1174</b> | <b>1234</b> | <b>1320</b> | <b>1418</b> | <b>1507</b> | <b>1599</b> |   |
|                      | Percent Utilization          |                |                |              | 102%        | 125%        | 139%        | 140%        | 143%        | 143%        | 150%        | 160%        | 172%        | 183%        | 194%        |   |
|                      | Shortage of Pupil Places     |                |                |              | -20         | -209        | -320        | -326        | -350        | -351        | -411        | -497        | -595        | -684        | -776        |   |
|                      | Estimate number of portables |                |                |              | 1           | 9           | 14          | 14          | 15          | 15          | 18          | 22          | 26          | 30          | 34          |   |
| E.W. Foster PS       | 328                          | Maximum: 12    | 604            | ENG          | 163         | 151         | 143         | 144         | 153         | 155         | 151         | 154         | 163         | 171         | 176         | No rural FI students.   |
|                      |                              | Port. Cap: 276 |                | FI           | 141         | 138         | 151         | 148         | 146         | 145         | 140         | 144         | 147         | 148         | 148         |   |
|                      |                              |                |                | SC-SPED      | 8           | 8           | 8           | 8           | 8           | 8           | 8           | 8           | 8           | 8           | 8           |   |
|                      |                              |                |                | <b>Total</b> | <b>312</b>  | <b>298</b>  | <b>302</b>  | <b>300</b>  | <b>307</b>  | <b>308</b>  | <b>299</b>  | <b>307</b>  | <b>318</b>  | <b>327</b>  | <b>333</b>  |   |
|                      | Percent Utilization          |                |                |              | 95%         | 91%         | 92%         | 92%         | 94%         | 94%         | 91%         | 94%         | 97%         | 100%        | 101%        |   |
|                      | Shortage of Pupil Places     |                |                |              | 16          | 30          | 26          | 28          | 21          | 20          | 29          | 21          | 10          | 1           | -5          |   |
|                      | Estimate number of portables |                |                |              | 0           | 0           | 0           | 0           | 0           | 0           | 0           | 0           | 0           | 0           | 0           |   |
| Hawthorne Village PS | 953                          | Maximum: 12    | 1229           | ENG          | 1006        | 952         | 953         | 1023        | 1081        | 1056        | 1093        | 1154        | 1250        | 1634        | 2034        | Holding school for Milton SE #13 ps and Trafalgar Corridor Schools. (ENG) |
|                      |                              | Port. Cap: 276 |                | FI           | 0           | 0           | 0           | 0           | 0           | 0           | 0           | 0           | 0           | 0           | 0           |   |
|                      |                              |                |                | SC-SPED      | 0           | 0           | 0           | 0           | 0           | 0           | 0           | 0           | 0           | 0           | 0           |   |
|                      |                              |                |                | <b>Total</b> | <b>1006</b> | <b>952</b>  | <b>953</b>  | <b>1023</b> | <b>1081</b> | <b>1056</b> | <b>1093</b> | <b>1154</b> | <b>1250</b> | <b>1634</b> | <b>2034</b> |   |
|                      | Percent Utilization          |                |                |              | 106%        | 100%        | 100%        | 107%        | 113%        | 111%        | 115%        | 121%        | 131%        | 171%        | 213%        |   |
|                      | Shortage of Pupil Places     |                |                |              | -53         | 1           | 0           | -70         | -128        | -103        | -140        | -201        | -297        | -681        | -1081       |   |
|                      | Estimate number of portables |                |                |              | 2           | 0           | 0           | 3           | 6           | 4           | 6           | 9           | 13          | 30          | 47          |   |



# Current Projections

Apr 7, 2021

Update: Port-a-pak excluded from the portable count and added to OTG at Chris Hadfield PS and Hawthorne Village PS

Update: Chris Hadfield PS , Irma Coulson PS max portables.

| School                       | OTG                      | Portable     | Total Capacity | Program     | 2020        | 2021        | 2022        | 2023        | 2024       | 2025       | 2026       | 2027       | 2028        | 2029        | 2030  | Notes   |
|------------------------------|--------------------------|--------------|----------------|-------------|-------------|-------------|-------------|-------------|------------|------------|------------|------------|-------------|-------------|-------|---|
| Irma Coulson PS              | 793                      | Maximum: 18  | 1207           | ENG         | 737         | 708         | 691         | 672         | 666        | 642        | 627        | 619        | 607         | 617         | 608   | Includes the holding area zone G. (FI)<br>Holding school for Milton SE #13 ps and Trafalgar Corridor Schools. (FI)                          |
|                              |                          | FI           |                | 304         | 314         | 299         | 316         | 317         | 304        | 303        | 322        | 338        | 393         | 446         |       |   |
|                              |                          | SC-SPED      |                | 17          | 17          | 17          | 17          | 17          | 17         | 17         | 17         | 17         | 17          | 17          | 17    |   |
|                              |                          | <b>Total</b> |                | <b>1058</b> | <b>1039</b> | <b>1007</b> | <b>1005</b> | <b>1001</b> | <b>963</b> | <b>947</b> | <b>957</b> | <b>962</b> | <b>1028</b> | <b>1071</b> |       |   |
|                              | Percent Utilization      |              |                |             | 133%        | 131%        | 127%        | 127%        | 126%       | 121%       | 119%       | 121%       | 121%        | 130%        | 135%  |   |
|                              | Shortage of Pupil Places |              |                |             | -265        | -246        | -214        | -212        | -208       | -170       | -154       | -164       | -169        | -235        | -278  |   |
| Estimate number of portables |                          |              |                | 12          | 11          | 9           | 9           | 9           | 7          | 7          | 7          | 7          | 10          | 12          |       |   |
| P.L. Robertson PS            | 818                      | Maximum: 12  | 1094           | ENG         | 799         | 759         | 726         | 676         | 658        | 637        | 616        | 601        | 596         | 591         | 593   |   |
|                              |                          | FI           |                | 223         | 221         | 219         | 210         | 200         | 201        | 188        | 184        | 181        | 177         | 179         |       |   |
|                              |                          | SC-SPED      |                | 8           | 8           | 8           | 8           | 8           | 8          | 8          | 8          | 8          | 8           | 8           |       |   |
|                              |                          | <b>Total</b> |                | <b>1030</b> | <b>988</b>  | <b>952</b>  | <b>894</b>  | <b>866</b>  | <b>846</b> | <b>812</b> | <b>793</b> | <b>784</b> | <b>776</b>  | <b>779</b>  |       |   |
|                              | Percent Utilization      |              |                |             | 126%        | 121%        | 116%        | 109%        | 106%       | 103%       | 99%        | 97%        | 96%         | 95%         | 95%   |   |
|                              | Shortage of Pupil Places |              |                |             | -212        | -170        | -134        | -76         | -48        | -28        | 6          | 25         | 34          | 42          | 39    |   |
| Estimate number of portables |                          |              |                | 9           | 7           | 6           | 3           | 2           | 1          | 0          | -1         | -1         | -2          | -2          |       |   |
| Sam Sherratt PS              | 415                      | Maximum: 10  | 645            | ENG         | 279         | 377         | 429         | 477         | 523        | 534        | 568        | 596        | 608         | 612         | 629   | Includes the holding area zone F. (ENG)   |
|                              |                          | FI           |                | 0           | 0           | 0           | 0           | 0           | 0          | 0          | 0          | 0          | 0           | 0           |       |   |
|                              |                          | SC-SPED      |                | 133         | 133         | 119         | 115         | 108         | 92         | 82         | 74         | 77         | 77          | 77          |       |   |
|                              |                          | <b>Total</b> |                | <b>412</b>  | <b>510</b>  | <b>548</b>  | <b>592</b>  | <b>631</b>  | <b>626</b> | <b>650</b> | <b>670</b> | <b>685</b> | <b>689</b>  | <b>706</b>  |       |   |
|                              | Percent Utilization      |              |                |             | 99%         | 123%        | 132%        | 143%        | 152%       | 151%       | 157%       | 162%       | 165%        | 166%        | 170%  |   |
|                              | Shortage of Pupil Places |              |                |             | 3           | -95         | -133        | -177        | -216       | -211       | -235       | -255       | -270        | -274        | -291  |   |
| Estimate number of portables |                          |              |                | 0           | 4           | 6           | 8           | 9           | 9          | 10         | 11         | 12         | 12          | 13          |       |   |
| Viola Desmond PS             | 721                      | Maximum: 18  | 1135           | ENG         | 1014        | 933         | 856         | 773         | 713        | 649        | 589        | 564        | 540         | 511         | 472   | The school is at capacity, new students are directed to Anne J MacArthur PS, Boyne PS, Chris Hadfield PS, Irma Coulson PS, Sam Sherratt PS. |
|                              |                          | FI           |                | 96          | 133         | 171         | 211         | 227         | 224        | 216        | 203        | 189        | 174         | 156         |       |   |
|                              |                          | SC-SPED      |                | 17          | 17          | 17          | 17          | 17          | 17         | 17         | 17         | 17         | 17          | 17          |       |   |
|                              |                          | <b>Total</b> |                | <b>1127</b> | <b>1083</b> | <b>1044</b> | <b>1001</b> | <b>957</b>  | <b>889</b> | <b>821</b> | <b>785</b> | <b>746</b> | <b>702</b>  | <b>645</b>  |       |   |
|                              | Percent Utilization      |              |                |             | 156%        | 150%        | 145%        | 139%        | 133%       | 123%       | 114%       | 109%       | 103%        | 97%         | 89%   |   |
|                              | Shortage of Pupil Places |              |                |             | -406        | -362        | -323        | -280        | -236       | -168       | -100       | -64        | -25         | 19          | 76    |   |
| Estimate number of portables |                          |              |                | 18          | 16          | 14          | 12          | 10          | 7          | 4          | 3          | 1          | -1          | -3          |       |   |
| W.I. Dick PS                 | 412                      | Maximum: 3   | 481            | ENG         | 187         | 190         | 186         | 185         | 205        | 256        | 271        | 294        | 295         | 306         | 314   | No rural FI students.   |
|                              |                          | FI           |                | 219         | 208         | 172         | 154         | 144         | 149        | 158        | 165        | 166        | 162         | 164         |       |   |
|                              |                          | SC-SPED      |                | 0           | 0           | 0           | 0           | 0           | 0          | 0          | 0          | 0          | 0           | 0           |       |   |
|                              |                          | <b>Total</b> |                | <b>406</b>  | <b>398</b>  | <b>358</b>  | <b>339</b>  | <b>348</b>  | <b>405</b> | <b>429</b> | <b>459</b> | <b>461</b> | <b>469</b>  | <b>478</b>  |       |   |
|                              | Percent Utilization      |              |                |             | 99%         | 97%         | 87%         | 82%         | 84%        | 98%        | 104%       | 111%       | 112%        | 114%        | 116%  |   |
|                              | Shortage of Pupil Places |              |                |             | 6           | 14          | 54          | 73          | 64         | 7          | -17        | -47        | -49         | -57         | -66   |   |
| Estimate number of portables |                          |              |                | 0           | 0           | 0           | 0           | 0           | 0          | 1          | 2          | 2          | 2           | 3           |       |   |
| Total                        |                          |              |                |             | 8336        | 8618        | 8922        | 9234        | 9563       | 9612       | 9724       | 9905       | 10111       | 10637       | 11172 |   |

## Current Boundaries Areas

Feb 8, 2021

Zone Home School

| Zone                    | Schools                                   | 2020 | 2021 | 2022 | 2023 | 2024 | 2025 | 2026 | 2027 | 2028 |
|-------------------------|---|------|------|------|------|------|------|------|------|------|
| A - English Students    | Viola Desmond PS                          | JK-8 | JK-8 | JK-8 | JK-8 | JK-8 | JK-8 | JK-8 | JK-8 | JK-8 |
|                         | Anne J MacArthur PS (redirected students) | JK-8 | JK-8 | JK-8 | JK-8 | JK-8 | JK-8 | JK-8 | JK-8 | JK-8 |
| A - FI Students         | Viola Desmond PS**                        | 2-4  | 2-5  | 2-6  | 2-8  | 2-8  | 2-8  | 2-8  | 2-8  | 2-8  |
|                         | Anne J MacArthur PS (redirected students) | 2-8  | 2-8  | 2-8  | 2-8  | 2-8  | 2-8  | 2-8  | 2-8  | 2-8  |
| B - English Students    | Anne J MacArthur PS (redirected students) | JK-8 | JK-8 | JK-8 | JK-8 | JK-8 | JK-8 | JK-8 | JK-8 | JK-8 |
|                         | Viola Desmond PS                          | JK-8 | JK-8 | JK-8 | JK-8 | JK-8 | JK-8 | JK-8 | JK-8 | JK-8 |
| B - FI Students         | Anne J MacArthur PS (redirected students) | 2-8  | 2-8  | 2-8  | 2-8  | 2-8  | 2-8  | 2-8  | 2-8  | 2-8  |
|                         | Viola Desmond PS**                        | 2-4  | 2-5  | 2-6  | 2-7  | 2-8  | 2-8  | 2-8  | 2-8  | 2-8  |
| D - English Students    | Viola Desmond PS                          | JK-8 | JK-8 | JK-8 | JK-8 | JK-8 | JK-8 | JK-8 | JK-8 | JK-8 |
|                         | Anne J MacArthur PS (redirected students) | JK-8 | JK-8 | JK-8 | JK-8 | JK-8 | JK-8 | JK-8 | JK-8 | 2-8  |
| D - FI Students         | Viola Desmond PS**                        | 2-4  | 2-5  | 2-6  | 2-7  | 2-8  | 2-8  | 2-8  | 2-8  | 2-8  |
|                         | Anne J MacArthur PS (redirected students) | 2-8  | 2-8  | 2-8  | 2-8  | 2-8  | 2-8  | 2-8  | 2-8  | 2-8  |
| E - English Students    | Viola Desmond PS                          | JK-8 | JK-8 | JK-8 | JK-8 | JK-8 | JK-8 | JK-8 | JK-8 | JK-8 |
|                         | Boyne PS (redirected students)            | JK-8 | JK-8 | JK-8 | JK-8 | JK-8 | JK-8 | JK-8 | JK-8 | JK-8 |
| E - FI Students         | Viola Desmond PS                          | 2-4  | 2-5  | 2-6  | 2-7  | 2-8  | 2-8  | 2-8  | 2-8  | 2-8  |
|                         | Anne J MacArthur PS (redirected students) | 2-8  | 2-8  | 2-8  | 2-8  | 2-8  | 2-8  | 2-8  | 2-8  | 2-8  |
| F - English Students    | Viola Desmond PS                          | JK-8 | JK-8 | JK-8 | JK-8 | JK-8 | JK-8 | JK-8 | JK-8 | JK-8 |
|                         | Sam Sherratt PS (redirected students)     | JK-8 | JK-8 | JK-8 | JK-8 | JK-8 | JK-8 | JK-8 | JK-8 | JK-8 |
| F - FI Students         | Viola Desmond PS                          | 2-4  | 2-5  | 2-6  | 2-7  | 2-8  | 2-8  | 2-8  | 2-8  | 2-8  |
|                         | Anne J MacArthur PS (redirected students) | 2-8  | 2-8  | 2-8  | 2-8  | 2-8  | 2-8  | 2-8  | 2-8  | 2-8  |
| G - English Students    | Viola Desmond PS                          | JK-8 | JK-8 | JK-8 | JK-8 | JK-8 | JK-8 | JK-8 | JK-8 | JK-8 |
|                         | Chris Hadfield PS (redirected students)   | JK-8 | JK-8 | JK-8 | JK-8 | JK-8 | JK-8 | JK-8 | JK-8 | JK-8 |
| G - FI Students         | Viola Desmond PS                          | 2-4  | 2-5  | 2-6  | 2-7  | 2-8  | 2-8  | 2-8  | 2-8  | 2-8  |
|                         | Anne J. MacArthur PS                      | 5-8  | 6-8  | 7-8  | 8    | -    | -    | -    | -    | -    |
|                         | Irma Coulson PS (redirected students)     | 2-8  | 2-8  | 2-8  | 2-8  | 2-8  | 2-8  | 2-8  | 2-8  | 2-8  |
| H, I - English Students | Hawthorne Village PS                      | JK-8 | JK-8 | JK-8 | JK-8 | JK-8 | JK-8 | JK-8 | JK-8 | JK-8 |
| H, I - FI Students      | Irma Coulson PS                           | 2-8  | 2-8  | 2-8  | 2-8  | 2-8  | 2-8  | 2-8  | 2-8  | 2-8  |
| J - English Students    | Sam Sherratt PS                           | JK-8 | JK-8 | JK-8 | JK-8 | JK-8 | JK-8 | JK-8 | JK-8 | JK-8 |
| J - FI Students         | E-W Foster                                | 2-5  | 2-5  | 2-5  | 2-5  | 2-5  | 2-5  | 2-5  | 2-5  | 2-5  |
|                         | W. I. Dick PS                             | 6-8  | 6-8  | 6-8  | 6-8  | 6-8  | 6-8  | 6-8  | 6-8  | 6-8  |

\*\* Viola Desmond PS Currently offers grade 2-4 FI (2020/2021), grades 5-8 attend Viola Desmond PS.

# Current Projections and Boundaries Discussion F Feb 8, 2021

## What you need to know about the current status.

Enrolments are based on Oct 31, 2020 Trillium extract.

All development timing are a best estimates . Development may advance or be delayed.

**Milton SW #11 opening date September 2022.**

**Milton SW #12 opening date September 2022.**

**Milton SE #13 tentative opening date September 2024.**

**Milton SE #14 opening date: To Be Determined**

**Milton Education Village School (MEV #1 ps) opening date: To Be Determined**

## From Transportation:

Would prefer to have Zone J attend the same school for English and FI. Two different schools are more costly and result in longer bussing times for students.  
Zone D is an area that will be bussed to schools.-

## From Planning:

Viola Desmond PS has reached total capacity. As a result, new students are redirected to interim schools: Anne J. MacArthur PS, Boyne PS, Chris Hadfield PS, Irma Coulson PS, Sam Sherratt PS.

Currently Viola Desmond PS offers Grade JK-8 ENG and FI 2-4. One grade to be added in consecutive years. Grades 5 to 8 attend Anne J. MacArthur PS.

Hawthorne Village PS (ENG) and Irma Coulson PS (FI) are impact by development along the Trafalgar -Corridor in starting in 2029

There are no rural FI students at E.W. Foster PS and W.I. Dick. PS .

## Student Movement:

Zone A: English Students have been directed to Anne J. MacArthur PS, Boyne PS, and Viola Desmond PS. This option will move students to Milton SW#11 ps.

Zone D English Students have been directed to Boyne PS, and Viola Desmond PS. This option will move students to Milton SW#11 ps.

Zone F English Students have been directed to Boyne PS, and Viola Desmond PS. This option will move students to Milton SW#12 ps.

## Notes:

There is an area in the Sam Sherratt catchment at the Oakville - Milton. English students attend Sam Sherratt PS, FI students attend Sunningdale. It is highly recommended that FI attend the same Milton school as not to split the grade 22 cohort.