

Ethel Gardiner PS and Silver Creek PS Boundary Review

Option 1
2022/2023

Silver Creek PS
K-8 ENG

SILVER CREEK

Ethel Gardiner PS
K-8 ENG

ETHEL GARDINER

A

F

H

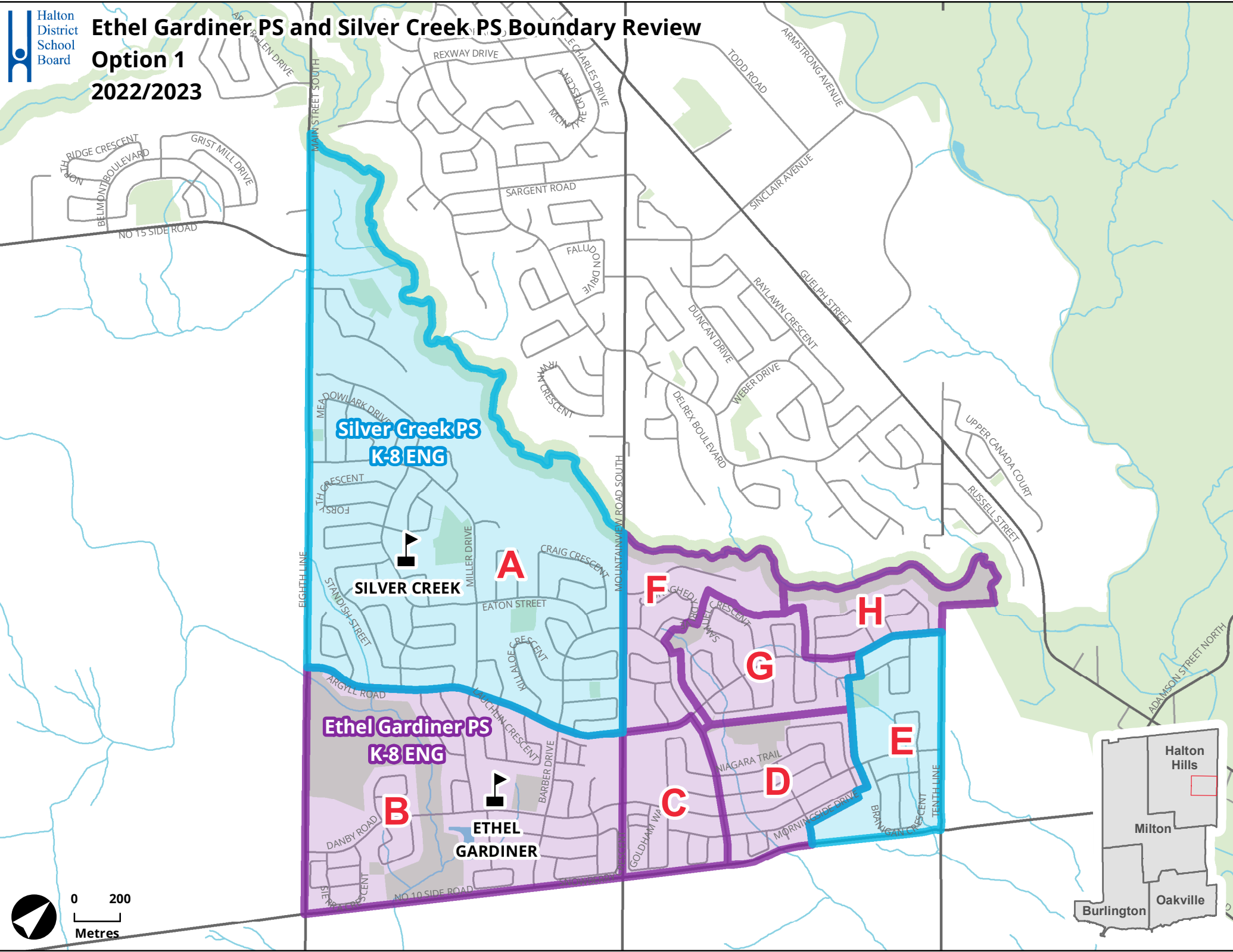
G

B

C

D

E



Option 1 Projections

Updated: Jan 4, 2023

[What you need to know about this option](#)

[Implementation](#)

School	Building Capacity	Portable	Total Capacity	Program	2022	2023	2024	2025	2026	2027	2028	2029	2030	2031	2032	Notes
Ethel Gardiner PS	614	Maximum : 10	844	ENG	713	602	576	569	566	560	551	547	543	535	526	JK-8 English, Gr5-8 Gifted, SPED programs. Some high desity development remains.
				GIF	17	17	21	23	25	24	24	25	25	24	24	
		SC-SPED		14	14	14	14	14	14	14	14	14	14	14	14	
		Total		744	633	610	606	605	598	589	586	582	574	564		
	<i>Percent Utilization</i>				121%	103%	99%	99%	99%	97%	96%	95%	95%	93%	92%	
	<i>Available (+) / Shortage (-) of Pupil Places</i>				-130	-19	4	8	9	16	25	28	32	40	50	
<i>Estimate number of portables</i>				8	4	4	2	2	2	2	2	2	2	2	1	
Silver Creek PS	645	Maximum : 12	921	ENG	387	514	527	529	525	520	527	533	548	531	521	JK-8 English, SPED programs. Impacted by development.
				GIF	0	0	0	0	0	0	0	0	0	0	0	
		SC-SPED		43	43	43	43	43	43	43	43	43	43	43	43	
		Total		430	557	570	572	568	563	570	576	591	574	564		
	<i>Percent Utilization</i>				67%	86%	88%	89%	88%	87%	88%	89%	92%	89%	87%	
	<i>Available (+) / Shortage (-) of Pupil Places</i>				215	88	75	73	77	82	75	69	54	71	81	
<i>Estimate number of portables</i>				0	0	0	0	0	0	0	0	0	0	0	0	

Total Enrolment	1174	1191	1181	1177	1173	1161	1159	1162	1173	1147	1128
Total Portables	8	4	4	2	2	2	2	2	2	2	1

What you need to know about the option

Enrolments are based on Oct 31, 2022 Aspen extract.

Ethel Gardiner PS projected to decline to below 100% Building Capacity by 2024, remains above 90% Building Capacity until 2032.

Silver Creek PS projected to grow to above 85% Building Capacity by 2023.

All development timing are a best estimates. Development phasing may advance or be delayed with updated information.

Estimated number of portables are best estimates of classroom usage and not on building Percent Utilization

Implementation



2023 - K to 7 ENG students move from Ethel Gardiner PS to Silver Creek PS (Zone E); Grade 8 remain at Ethel Gardiner PS to graduate with their cohort


no change to SPED or Gited programs at Ethel Gardiner or Silver Creek

Ethel Gardiner PS and Silver Creek PS Boundary Review

Option 1 Walking Areas

2022/2023

 
Areas Not Eligible For Transportation

 0 200
Metres

